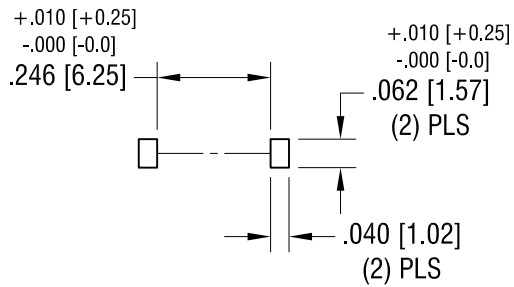
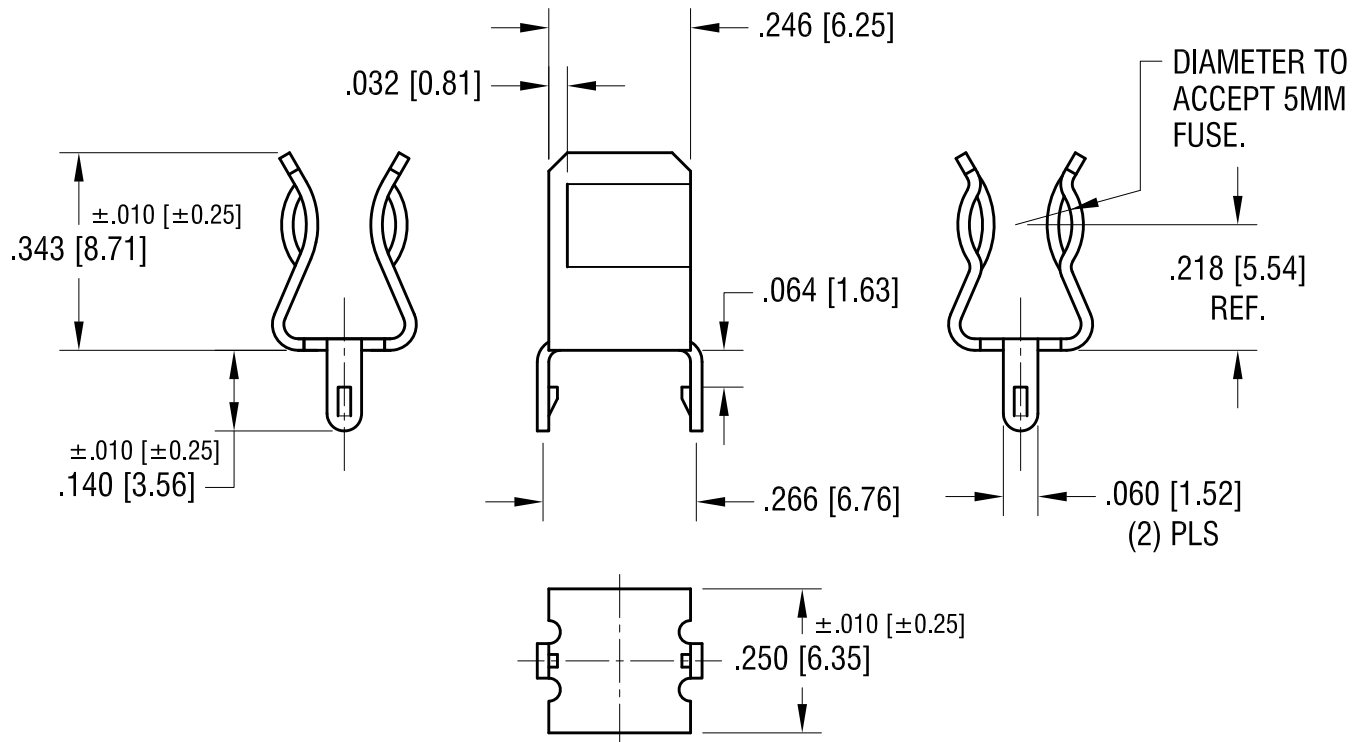
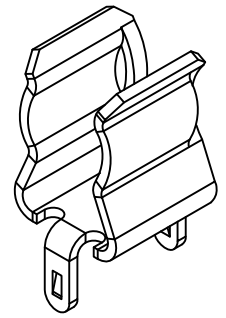


# RECOMMENDED MOUNTING LAYOUT



THIS DOCUMENT IS THE PROPERTY OF KEYSTONE ELECTRONICS CORP. AND SHALL NOT BE REPRODUCED, DISTRIBUTED OR USED AS A BASIS FOR MANUFACTURE WITHOUT PRIOR WRITTEN PERMISSION FROM KEYSTONE ELECTRONICS CORP.



6.04.09	CHANGE AS PER ECN 09-044	A
DATE	DESCRIPTION	REV.

KEYSTONE ELECTRONICS CORP.			
www.keyelco.com • ASTORIA, N.Y. 11105-2017 • Tel (718) 956-8900			
PART NAME		5mm SNAP-IN CLIP	
MATERIAL		.020 [0.50] TH'K BRASS	
FINISH		DRN BY	DATE
MATTE TIN PLATE		BOONE	7.03.03
		APP'D	SCALE
		LN	3X
TOLERANCES	INCH	CODE	DWG NO.
DECIMAL	$\pm .005$ [ $\pm 0.15$ ]	C	3512
ANGULAR	$\pm 1^\circ$		
UNLESS OTHERWISE SPECIFIED			