

## Features

- Heavy load, suitable for heavy power reverse.
- Small size, suitable for high-density mounting.
- Up to 5000VAC dielectric strength. Between open contacts of JQX-14FC<sub>3</sub> 3000VAC dielectric strength.
- Contact gap of JQX-14FC<sub>3</sub> :2 × 1.5mm=3mm.
- Suitable for remote control TV set, copy machine, sales machine and air conditioner etc.

## Ordering Information

**JQX-14FC<sub>1</sub> C S 10 DC12V 0.8 3.5**

1 2 3 4 5 6 7

1 Part number: JQX-14FC<sub>1</sub> JQX-14FC<sub>2</sub> JQX-14FC<sub>3</sub>  
 2 Contact arrangement: A:1A; 2A:2A; C:1C; 2C:2C  
 3 Enclosure: S: Sealed type; Z: Dust cover

4 Contact Current: 3A,5A,6A,8A,10A,16A,20A  
 5 Coil rated Voltage(V): DC:3,5,6,9,12,15,24  
 6 Coil power consumption: NIL:0.53W; 0.8:0.8W; 1.2:1.2W  
 7 Pole-distance: 3.5:3.5mm; 5:5.0mm

## Contact Data

Contact Arrangement 1A (SPSTNO)、2A (DPSTNO)、1C (SPDT(B-M))、2C (DPDT(B-M))  
 Contact Material Ag·CdO Ag·SnO<sub>2</sub>  
 Contact Rating (resistive) 1A:16A/220VAC,30VDC;  
 1C:10A,16A,20A/220VAC,30VDC;  
 10A/250VAC,14VDC(20A Application for 5mmPole-distance)  
 2A,2C:5A,8A/220VAC, 30VDC; JQX-14FC<sub>3</sub>: 2A: 8A/220VAC; 2C: 6A/220VAC  
 Motor load : 1HP 250VAC ; 1/2HP 125VAC  
 Lamp load : TV-5  
 Max. Switching Power 300W 2200VA  
 Max. Switching Voltage 110VDC 380VAC Max. Switching Current:20A  
 Contact Resistance or Voltage drop ≤50mΩ Item 3.12 of IEC255-7  
 Operation life | Electrical 10<sup>5</sup> Item 3.30 of IEC255-7  
 | Mechanical 10<sup>7</sup> 5 × 10<sup>6</sup> (JQX-14FC<sub>3</sub>) Item 3.31 of IEC255-7  
 Contact gap 2 × 1.5mm=3mm( for JQX-14FC<sub>3</sub>)

## Coil Parameter

Dash numbers	Coil voltage VDC		Coil resistance Ω±10% C <sub>1</sub> C <sub>2</sub>	Pickup voltage VDC(max) (75%of rated voltage )	release voltage VDC(min) (10% of rated voltage)	Coil power consumption W C <sub>1</sub> C <sub>2</sub>	Operate Time ms C <sub>1</sub> C <sub>2</sub>	Release Time ms C <sub>1</sub> C <sub>2</sub>
	Rated	Max.						
003-530	3	3.9	17	2.25	0.3	0.53	<15	<10
005-530	5	6.5	47	3.75	0.5			
006-530	6	7.8	68	4.50	0.6			
009-530	9	11.7	153	6.75	0.9			
012-530	12	15.6	275	9.00	1.2			
024-530	24	31.2	1100	18.0	2.4			

- CAUTION:** 1.The use of any coil voltage less than the rated coil voltage will compromise the operation of the relay.  
 2.Pickup and release voltage are for test purposes only and are not to be used as design criteria.

	Rated	Max.	C <sub>3</sub>	voltage )	rated voltage)	C <sub>3</sub>	C <sub>3</sub>	C <sub>3</sub>
2A								
006-670	6	7.8	54	4.50	0.6	0.8W	≤10	≤5
009-810	9	11.7	100	6.75	0.9			
012-800	12	15.6	180	9.00	1.2			
015-830	15	19.5	270	11.3	1.5			
024-780	24	31.2	740	18.0	2.4			
2C								
006-900	6	7.8	40	4.50	0.6	1.25W	≤10	≤5
009-1160	9	11.7	70	6.75	0.9			
012-1200	12	15.6	120	9.00	1.2			
015-1250	15	19.5	180	11.3	1.5			
024-1230	24	31.2	470	18.0	2.4			

**CAUTION:** 1.The use of any coil voltage less than the rated coil voltage will compromise the operation of the relay.  
2.Pickup and release voltage are for test purposes only and are not to be used as design criteria.

### Operation condition

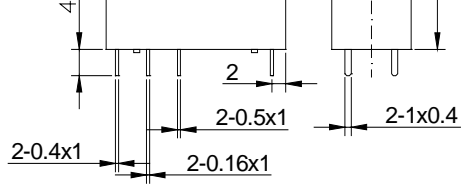
Insulation Resistance	1000MΩ min (at 500VDC)	Item 7 of IEC255-5
Dielectric Strength	JQX-14FC <sub>3</sub> 3000V	Item 6 of IEC255-5
Between contacts		
Between contact and coil	4000v Surge voltage 12kV	Item 6 of IEC255-5
Creepage distance	8mm (only for JQX-14FC <sub>3</sub> )	Addenda B of IEC255-5
Shock resistance	100m/s <sup>2</sup> 11ms	IEC68-2-27 Test Ea
Vibration resistance	10~50Hz amplitude 1.5mm	IEC68-2-6 Test Fc
Terminals strength	10N	IEC68-2-21 Test Ua1
Solderability	235℃ ± 2℃ 3 ± 0.5s	IEC68-2-20 Test Ta method 1
Ambient Temperature	-40~70℃ -25~75℃ (JQX-14FC <sub>3</sub> )	
Relative Humidity	85% (at 40℃)	IEC68-2-3Test Ca
Mass	20g	

### Qualification inspection:

Perform the qualification test as specified in the table IV of IEC255-19-1 and minimum sample size 24.

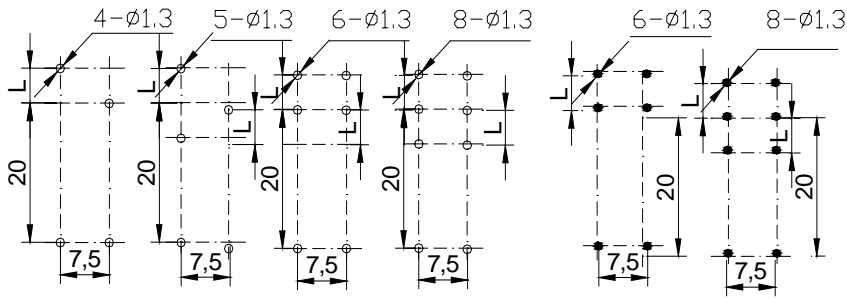
### Safety approvals

Safety approval	UL	TüV	CCEE
Load	1C 16A/250VAC 2C 5A/220VAC 1HP 250VAC 1/2HP 125VAC TV-5	1C 10A/250VAC 14VDC 2C 5A/250VAC 30VDC	10A/250VAC



0.9	0.012
0.4	0.016
0.5	0.020
1	0.039
1.3	0.051
2.0	0.079
3.5	0.138
4.0	0.157
5.0	0.197
7.5	0.295
12.8	0.504
20	0.787
26	1.024
29	1.142

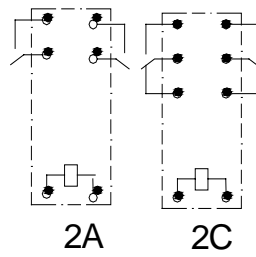
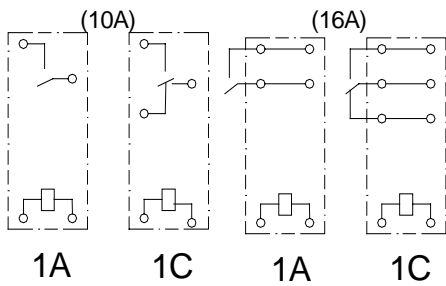
**Dimensions**



Mounting (Bottom views)

Pole-distance L: 3.5mm or 5mm

JQX-14FC<sub>3</sub> : 5mm



JQX-14FC<sub>1</sub>

JQX-14FC<sub>2</sub> JQX-14FC<sub>3</sub>

Wiring diagram  
(Bottom views)

NOTES 1).Dimensions are in millimeter.

2).Inch equivalents are given for general information only.

**Reference Data**

