




CONNECTION		
PAD	Variant T	Variants V & N
1	Not connected	Freq adjustment
2	Ground	Ground
3	Output	Output
4	Supply	Supply

Scale 2:1

Features

-  **3.0V to 5.0V supply, low power consumption**
-  **Stabilities down to ± 1.0 ppm**
-  **Industrial temperature range option**

Ordering Information

Product name + variant + option codes (if any) + frequency
 eg: **GTXO-560V 13.0MHz** ± 2.5 ppm -30+75°C, 3V supply (standard)
GTXO-560V/GP 13.0MHz ± 1.5 ppm -20+70°C, 5V supply
 Option code X (eg GTXO-560V/X) denotes a custom spec.

- ◆ Available on T&R - 2k pcs per reel.
- ◆ Refer to our website for T&R and soldering details.
- ◆ Trimmer tool available. Ask for our part number MA06805.

Specifications

GTXO-560T: Internal trimmer

GTXO-560V: Voltage adjustment + trimmer

GTXO-560N: Voltage adjustment, no trimmer

Parameters	Variant			Option Codes
	T	V	N	
Package style: with trimmer without trimmer	■	■	■	
Frequency range: 10.0 ~ 40.0MHz	■	■	■	
Frequency stability: ± 2.5 ppm over -40 to +85°C ± 2.5 ppm over -30 to +75°C ± 2.0 ppm over -30 to +75°C ± 1.5 ppm over -20 to +70°C ± 1.0 ppm over -20 to +70°C	<input type="checkbox"/> ■ <input type="checkbox"/> <input type="checkbox"/> <input type="checkbox"/>	<input type="checkbox"/> ■ <input type="checkbox"/> <input type="checkbox"/> <input type="checkbox"/>	<input type="checkbox"/> ■ <input type="checkbox"/> <input type="checkbox"/> <input type="checkbox"/>	K H G F
Storage temperature range: -40 to +85°C	■	■	■	
Frequency vs supply voltage: ± 0.3 ppm (<22.0MHz) ± 0.5 ppm (<28.0MHz) ± 1.0 ppm (<40.0MHz)	■ ■ ■	■ ■ ■	■ ■ ■	
Frequency vs load change: ± 0.3 ppm (10k Ω $\pm 10\%$ //10pF $\pm 10\%$)	■	■	■	
Ageing (1st yr): ± 1.0 ppm (<22.0MHz) ± 1.5 ppm (<28.0MHz) ± 2.0 ppm (<40.0MHz)	■ ■ ■	■ ■ ■	■ ■ ■	
Supply voltage (V_{DD}): +3.0V ($\pm 5\%$) +3.3V ($\pm 5\%$) +5.0V ($\pm 5\%$)	■ <input type="checkbox"/> <input type="checkbox"/>	■ <input type="checkbox"/> <input type="checkbox"/>	■ <input type="checkbox"/> <input type="checkbox"/>	M P
Supply current: 2.0mA max (<22.0MHz) 3.0mA max (<28.0MHz) 4.0mA max (<40.0MHz)	■ ■ ■	■ ■ ■	■ ■ ■	
Output waveform: Clipped sine, 0.8V p-p typ	■	■	■	
Test load: 10k Ω // 10pF	■	■	■	
Frequency adjustment: ± 3 ppm min by internal trimmer $\pm 5.0 \sim \pm 10.0$ ppm $\pm 8.0 \sim \pm 14.0$ ppm	■	■ ■	■	
Control voltage range: +1.5V ± 1.0 V (3.0V supply) +1.65V ± 1.35 V (3.3V supply) +2.5V ± 2.0 V (5.0V supply)		■ <input type="checkbox"/> <input type="checkbox"/>	■ <input type="checkbox"/> <input type="checkbox"/>	
Preset frequency: ± 0.5 ppm / +25°C $\pm 2^\circ$ C ± 2.0 ppm / +25°C $\pm 2^\circ$ C	■	■	■	

■ Standard. □ Optional - Please specify required code(s) when ordering

Standard Frequencies

Frequencies in MHz			
10.00000	13.00000	15.36000	19.20000
12.80000	14.40000	16.00000	20.00000