



Features

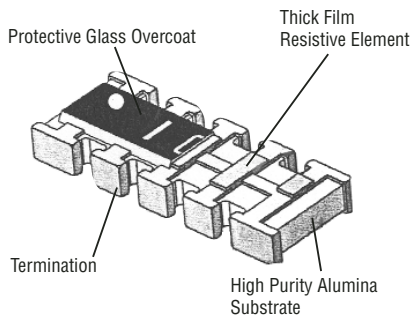
- JA version available to 100K ohms
- 10 pin with 8 resistors in bussed type for pull up/down circuit
- Lead free version available (see How to Order "Termination" options)
- RoHS compliant*
- Convex termination style
- Resistance tolerance $\pm 5\%$
- E24 Series from 10 ohms to 43K ohms
- Suitable for all types of soldering processes
- Paper tape on plastic reel for automatic placement

Model CAY17 - Bussed Resistor Array

Characteristics

Number of Resistors...8 (bussed circuit)
 Power Rating per Resistor @ 70 °C31 mW
 Package Power Rating @ 70 °C250 mW
 Operating Temperature Range-55 °C to +125 °C
 Derated to 0 Load @+125 °C
 Max. Working Voltage25 V
 Max. Overload Voltage50 V
 Resistance Tolerance $\pm 5\%$
 Resistance Range/E24 Series
 JA version10 ohms to 100K ohms
 JB version10 ohms to 43K ohms
 T.C.R. ± 250 ppm/°C

Construction



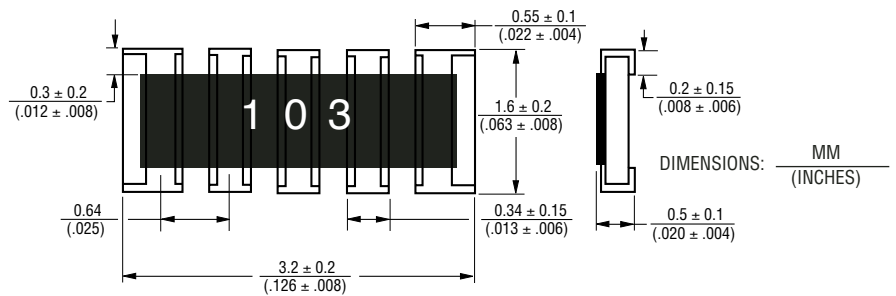
How To Order

CA Y 17 - 103 J A

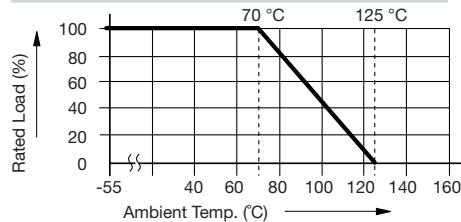
- Chip Arrays _____
- Type _____
- Y = Convex
- Model _____
- 17 = 1206 Package Size
- Resistance Code _____
- 103 = 10K ohms
(JA range: 10 ohms to 100K ohms;
JB range: 10 ohms to 43K ohms)
- Resistance Tolerance _____
- J = $\pm 5\%$
- Resistors _____
- A = Common from terminal 5 to 10
 - B = Common from terminal 1 to 6
- Terminations _____
- LF = Tin-plated (lead free)
 - Blank = Solder-plated

For Standard Values Used in Capacitors, Inductors, and Resistors, [click here](#).

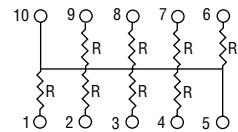
Product Dimensions



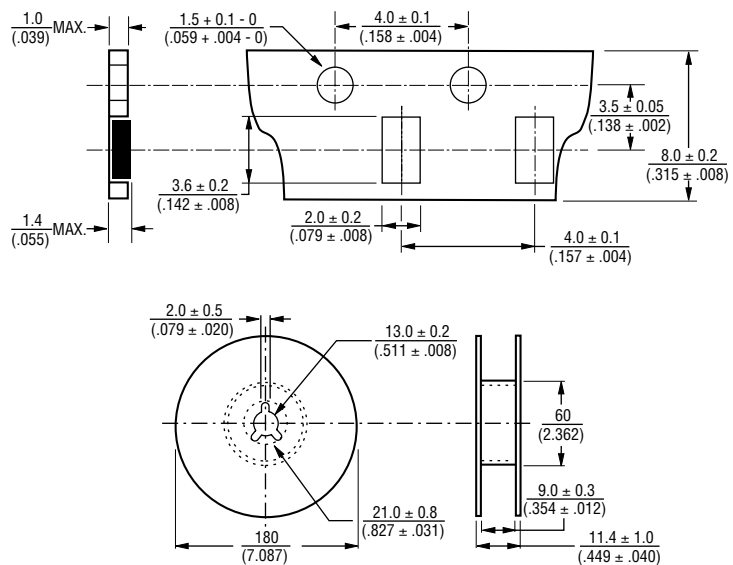
Derating Curve



Bussed Circuits - Option A



Packaging Dimensions



*RoHS Directive 2002/95/EC Jan 27 2003 including Annex Specifications are subject to change without notice. Customers should verify actual device performance in their specific applications.

Model CAY17 - Bussed Resistor Array

BOURNS®

Soldering Profile for Lead Free Chip Resistors and Arrays

