

PLEASE CHECK WWW.MOLEX.COM FOR LATEST PART INFORMATION

Part Number: [0908140808](#)
Status: **Active**
Overview: [picoflex](#)
Description: 1.27mm (.050") Pitch Picoflex® PF-50 SMT Header, Vertical, Low Profile, Surface Mount, Tin, 8 Circuits, Glow Wire Compatible

Documents:

[3D Model](#) [Product Specification PS-99020-0011 \(PDF\)](#)
[Drawing \(PDF\)](#) [RoHS Certificate of Compliance \(PDF\)](#)

Agency Certification

UL E29179

General

Product Family PCB Headers
 Series [90814](#)
 Application Wire-to-Board
 Application Tooling Part Link 690081070
 Comments Low Profile SMT
 MolexKits Yes
 Overview [picoflex](#)
 Product Name Picoflex®

Physical

Breakaway No
 Circuits (Loaded) 8
 Color - Resin Natural
 Durability (mating cycles max) 30
 First Mate / Last Break No
 Flammability 94V-0
 Glow-Wire Compliant Yes
 Guide to Mating Part No
 Keying to Mating Part None
 Lock to Mating Part Yes
 Material - Metal Brass
 Material - Plating Mating Tin
 Material - Resin High Temperature Thermoplastic
 Number of Rows 1
 Orientation Vertical
 PCB Locator Yes
 PCB Retention Yes
 PCB Thickness Recommended (in) 0.063 In
 PCB Thickness Recommended (mm) 1.60 mm
 Packaging Type Tube
 Pitch - Mating Interface (in) 0.050 In
 Pitch - Mating Interface (mm) 1.27 mm
 Pitch - Term. Interface (in) 0.050 In
 Pitch - Term. Interface (mm) 1.27 mm
 Plating min: Mating (µin) 120
 Plating min: Mating (µm) 3
 Plating min: Termination (µin) 120
 Plating min: Termination (µm) 3
 Polarized to Mating Part Yes
 Polarized to PCB Yes
 Shrouded Open Ends
 Stackable No



Series

image - Reference only

EU RoHS

ELV and RoHS Compliant
REACH SVHC Contains SVHC: No
Halogen-Free Status

China RoHS



Not Halogen-Free

Need more information on product environmental compliance?

Email productcompliance@molex.com
 For a multiple part number RoHS Certificate of Compliance, [click here](#)

Please visit the [Contact Us](#) section for any non-product compliance questions.

Search Parts in this Series

[90814Series](#)

Mates With

[90327 IDT Connector](#)

Application Tooling | FAQ

Tooling specifications and manuals are found by selecting the products below. Crimp Height Specifications are then contained in the Application Tooling Specification document.

Global

Description	Product #
Extraction Tool (Plastic) for 90327 Connector, 4-26 Circuit	0690081070

Surface Mount Compatible (SMC)	Yes
Temperature Range - Operating	-40°C to +105°C
Termination Interface: Style	Surface Mount

Electrical

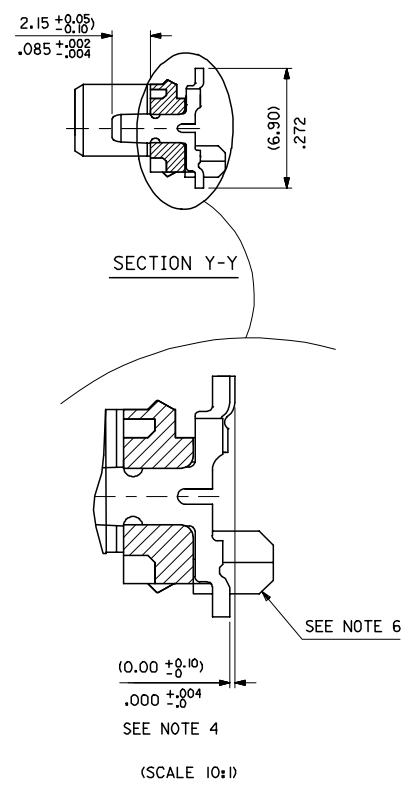
Current - Maximum per Contact	2.4A
Voltage - Maximum	250V AC/DC

Material Info**Reference - Drawing Numbers**

Packaging Specification	PK-90814-001
Product Specification	PS-99020-0011
Sales Drawing	SDA-90814

This document was generated on 06/08/2010

PLEASE CHECK WWW.MOLEX.COM FOR LATEST PART INFORMATION



- NOTES:
- MATERIAL: HOUSING: NYLON 4/6 30% G.F., UL 94 V-0, NATURAL (BEIGE)
TERMINAL- CARTRIDGE BRASS (0.28)/0.11 REF THICK
 - PLATING:
TIN: TIN (3-5UM)/120uin-200uin OVER (1.27um)/51uin MIN NICKEL.
GOLD: (0.76UM)/30UIN SELECTIVE GOLD AND (0.10-0.20UM)/4UIN-8UIN GOLD FLASH OVER (1.27UM)/50UIN NICKEL UNDERCOAT
 - MATES WITH MOLEX 90327 PART SERIES
 - ALL SMT TAILS TO LIE WITHIN A COPLANARITY BAND OF (0.0)/.0 - (0.10)/.004 REF. FROM EACH OTHER.
 - FOR TAPE & REEL PACKAGING DETAILS SEE SDA-90814-9001
 - PCB PEGS ARE OPTIONAL
 - PCB LAYOUT SHOWN ON SHEET 2

90814 - **

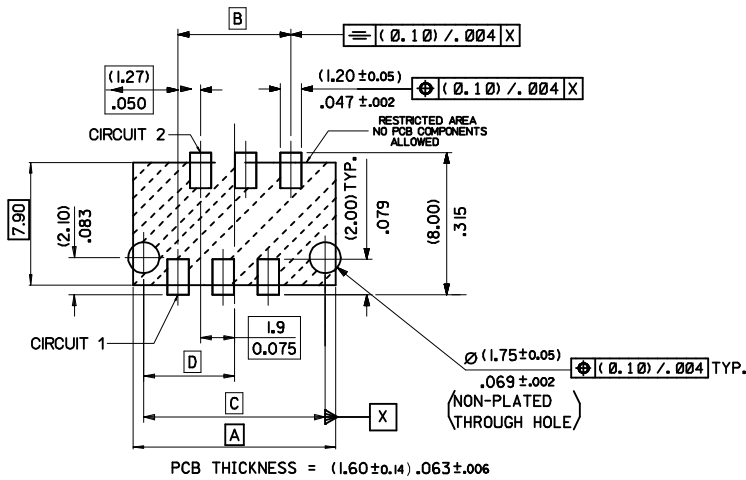
CIRCUIT SIZE

	PCB PEGS	TUBE PACKED	TAPE & REEL PACKED	POLARIZING PEG HEIGHT DIM. E
0	YES	YES	NO	(6.40)/ .252
2	YES	NO	YES	(6.40)/ .252
3	NO	YES	NO	(6.40)/ .252
5	NO	NO	YES	(6.40)/ .252
6	NO	YES	NO	(4.10)/ .161
7	NO	NO	YES	(4.10)/ .161
8	YES	YES	NO	(4.10)/ .161
9	YES	NO	YES	(4.10)/ .161

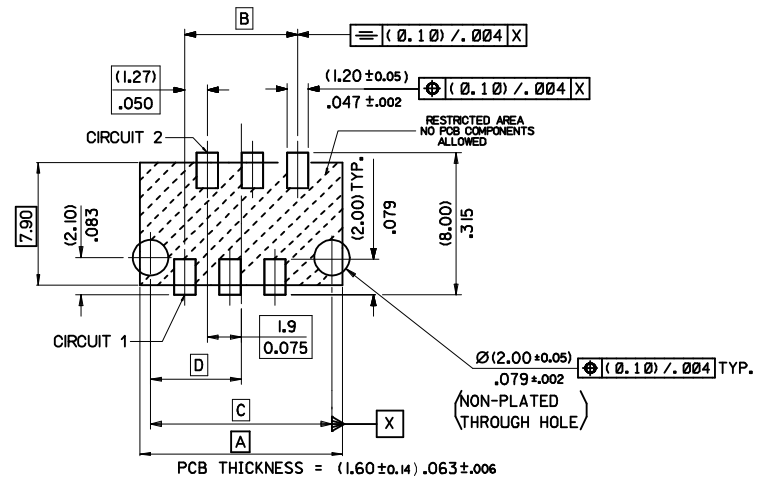
0= (3-5UM)/120-200UIN TIN VERSION
3= (0.76UM)/30UIN GOLD VERSION

90814-**-34	34	(46.96)/1.849	(41.91)/1.650	(45.76)/1.802	10	NO
90814-**-26	26	(36.80)/1.449	(31.75)/1.250	(35.60)/1.402	14	YES
90814-**-24	24	(34.26)/1.349	(29.21)/1.150	(33.06)/1.302	15	YES
90814-**-22	22	(31.72)/1.249	(26.67)/1.050	(30.52)/1.202	16	YES
90814-**-20	20	(29.18)/1.149	(24.13)/ .950	(27.98)/1.102	18	YES
90814-**-18	18	(26.64)/1.049	(21.59)/ .850	(25.44)/1.002	20	YES
90814-**-16	16	(24.10)/ .949	(19.05)/ .750	(22.90)/ .902	22	YES
90814-**-14	14	(21.56)/ .849	(16.51)/ .650	(20.36)/ .802	25	YES
90814-**-12	12	(19.02)/ .749	(13.97)/ .550	(17.82)/ .702	28	YES
90814-**-10	10	(16.48)/ .649	(11.43)/ .450	(15.28)/ .602	32	YES
90814-**-08	8	(13.94)/ .549	(8.89)/ .350	(12.74)/ .502	38	YES
90814-**-06	6	(11.40)/ .449	(6.35)/ .250	(10.20)/ .402	46	YES
90814-**-04	4	(8.86)/ .349	(3.81)/ .150	(7.66)/ .302	60	YES
PART NO.	NUMBER OF CKTS	DIMN. A	DIMN. B	DIMN. C	QUANTITY OF PARTS PER TUBE (-0**/-*3**/-*6** & -*8** VERSIONS)	TOOLED

REDUCED CO-PL TOL EC NO: E2007-0304 DRWN: IDEENEHY 2006/11/07 CHKD: DMORLARTY 2006/11/07 APPR: IDEENEHY 2006/11/13	QUALITY SYMBOLS	GENERAL TOLERANCES (UNLESS SPECIFIED)	DIMENSION STYLE	SCALE	DESIGN UNITS	THIRD ANGLE PROJECTION
	$\nabla=0$ $\nabla=0$	mm INCH 4 PLACES ± --- ± --- 3 PLACES ± --- ± .004 2 PLACES ± 0.10 ± --- 1 PLACE ± --- ± --- ANGULAR ±1/2°	MM/IN	5:1	METRIC	
	DESCRIPTION	DRAFT WHERE APPLICABLE MUST REMAIN WITHIN DIMENSIONS	DRAWN BY DATE DMCNAMAR 2001/08/16 CHECKED BY DATE PCURT IN 2001/08/16 APPROVED BY DATE MWILHITE 2001/08/16	TITLE PICO FLEX SMT HEADER		
	REV		SEE CHART	MATERIAL NO. DOCUMENT NO. SDA-90814		MOLEX INCORPORATED SHEET NO. 1 OF 2



PCB LAYOUT FOR TRANSITION FIT WITH PCB PEGS
 HEADER VERSIONS 90814-0**/-*2**/-*8**/-*9**,
 VIEWED FROM COMPONENT SIDE



PCB LAYOUT FOR CLEARANCE FIT WITH PCB PEGS
 HEADER VERSIONS 90814-0**/-*2**/-*8**/-*9**,
 VIEWED FROM COMPONENT SIDE



PCB LAYOUT FOR HEADERS WITHOUT PCB PEGS
 HEADER VERSIONS 90814-3**/-*5**/-*6**/-*7**,
 VIEWED FROM COMPONENT SIDE

90814-***	NUMBER OF CKTS	DIMN. A	DIMN. B	DIMN. C	DIMN. D
90814-***34	34	(46.96)/1.849	(41.91)/1.650	(45.76)/1.802	(22.88)/.901
90814-***26	26	(36.80)/1.449	(31.75)/1.250	(35.60)/1.402	(17.80)/.701
90814-***24	24	(34.26)/1.349	(29.21)/1.150	(33.06)/1.302	(16.53)/.651
90814-***22	22	(31.72)/1.249	(26.67)/1.050	(30.52)/1.202	(15.26)/.601
90814-***20	20	(29.18)/1.149	(24.13)/.950	(27.98)/1.102	(13.99)/.551
90814-***18	18	(26.64)/1.049	(21.59)/.850	(25.44)/1.002	(12.72)/.501
90814-***16	16	(24.10)/.949	(19.05)/.750	(22.90)/.902	(11.45)/.451
90814-***14	14	(21.56)/.849	(16.51)/.650	(20.36)/.802	(10.18)/.401
90814-***12	12	(19.02)/.749	(13.97)/.550	(17.82)/.702	(8.91)/.351
90814-***10	10	(16.48)/.649	(11.43)/.450	(15.28)/.602	(7.64)/.301
90814-***08	8	(13.94)/.549	(8.89)/.350	(12.74)/.502	(6.37)/.251
90814-***06	6	(11.40)/.449	(6.35)/.250	(10.20)/.402	(5.10)/.201
90814-***04	4	(8.86)/.349	(3.81)/.150	(7.66)/.302	(3.83)/.151

ADDED PART FOOTPRINT EC NO: E2009-0235 DRAWN: BYRNES 2008/11/07 CHKD: 2008/11/10 APPR: WALLACE 2008/11/10	QUALITY SYMBOLS ▽=0 ▽=0	GENERAL TOLERANCES (UNLESS SPECIFIED) mm INCH 4 PLACES ± --- ± --- 3 PLACES ± --- ± --- 2 PLACES ± 0.10 ± --- 1 PLACE ± 0.2 ± --- ANGULAR ± 1/2°	DIMENSION STYLE MM ONLY DRAWN BY DMCNAMAR DATE 2001/08/23 CHECKED BY BMAGUIRE DATE 2001/08/23 APPROVED BY MWILHITE DATE 2001/08/23 MATERIAL NO.	SCALE 5:1 DESIGN UNITS METRIC THIRD ANGLE PROJECTION	TITLE PICOFLEX SMT HEADER MOLEX INCORPORATED SDA-90814 SHEET NO. 2 OF 2
	DRAFT WHERE APPLICABLE MUST REMAIN WITHIN DIMENSIONS		SEE CHART		THIS DRAWING CONTAINS INFORMATION THAT IS PROPRIETARY TO MOLEX INCORPORATED AND SHOULD NOT BE USED WITHOUT WRITTEN PERMISSION