

T-41-01

25



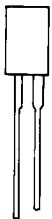
TYPE	COLOR	LENS	LUMINOUS INTENSITY MCD@20 MA MIN. TYP.	
L-412 RDT	Red	Red Top Diffused	0.8	1.5
L-412 HDT	High Intensity Red	Red Top Diffused	0.2	4.0
L-412 IDT	High Intensity Red/Orange	Red Top Diffused	2.0	5.0
L-412 EDT	High Intensity Orange	Orange Top Diffused	2.0	5.0
L-412 YDT	Yellow	Yellow Top Diffused	1.0	3.0
L-412 GDT	Green	Green Top Diffused	1.0	3.0

26



TYPE	COLOR	LENS	LUMINOUS INTENSITY MCD@20 MA MIN. TYP.	
L-503 RDT	Red	Red Top Diffused	0.8	2.0
L-503 HDT	High Intensity Red	Red Top Diffused	0.5	2.0
L-503 IDT	High Intensity Red/Orange	Red Top Diffused	2.0	5.0
L-503 EDT	High Intensity Orange	Orange Top Diffused	2.0	5.0
L-503 YDT	Yellow	Yellow Top Diffused	0.8	2.5
L-503 GDT	Green	Green Top Diffused	0.8	2.5

27



TYPE	COLOR	LENS	LUMINOUS INTENSITY MCD@20 MA MIN. TYP.	
L-511 RDT	Red	Red Top Diffused	1.0	2.5
L-511 HDT	High Intensity Red	Red Top Diffused	0.8	3.0
L-511 IDT	High Intensity Red/Orange	Red Top Diffused	2.0	6.0
L-511 EDT	High Intensity Orange	Orange Top Diffused	2.0	6.0
L-511 YDT	Yellow	Yellow Top Diffused	1.2	3.5
L-511 GDT	Green	Green Top Diffused	1.2	3.5

28



TYPE	COLOR	LENS	LUMINOUS INTENSITY MCD@20 MA MIN. TYP.	
L-59 HGW	Tri Color		0.8	3.0
L-119 HGW	Tri Color		0.8	3.0
L-519 HGW	Tri Color		0.8	3.0

Operating Characteristics (Ta = 25°C)

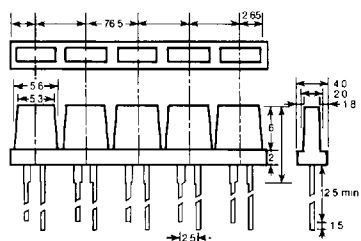
Parameter	Condition	Red	Red (H.E.)	Red Orange	Green	Yellow	Orange	Unit
VF Forward Voltage (TYP)	IF = 20mA	1.6	2.0	2.0	2.2	2.1	2.0	V
VF Forward Voltage (MAX)	IF = 20mA	2.0	2.8	2.8	2.8	2.8	2.8	V
IR Reverse Current	VR = 5V	100/VR = 3V	100	100	100	100	100	A
p Wave Length at Peak Emission	IF = 20mA	655	695	635	565	585	635	nm
Spectral Line Half-Width	IF = 20mA	40	90	45	30	35	45	nm

Absolute Maximum Ratings (Ta = 25°C)

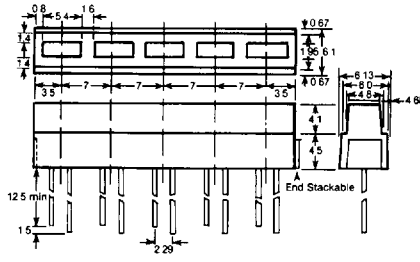
Parameter	Symbol	Red (GaAsp)	Red (H.E.)	Red Orange	Green	Yellow	Orange	Unit
Reverse Voltage	VR	3	5	5	5	5	5	V
Average Forward Current	IAF	50	20	30	30	30	30	mA
Peak Forward Current (Duty 1/10, 1 KHZ)	IPF	200	150	150	150	150	150	mA
Power	PD	120	120	105	105	105	105	mW
Derating Linear From 25°C		0.8	0.35	0.70	0.70	0.70	0.70	nm/°C
Operating Temp. Range	Topr	+ 80 °C		- 40 °C to 80 °C				
Storage Temp. Range	Tstg	+ 80 °C		- 40 °C to 80 °C				

Lead Solder Temperature (1.6mm From Body) - 230°C for 5 Seconds

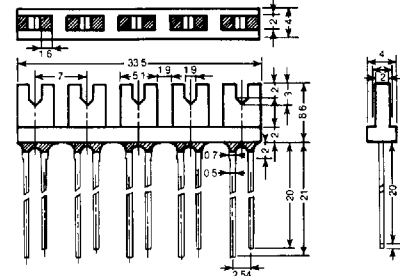
Rectangular LED Lamp Array



Rectangular LED Lamp Arrays



10 Element-Look LED Array



PART NO.	SOURCE (DICE)	LENS TYPE (RESIN)	AXIAL LUMINOUS INTENSITY IN MCD@20mA	
L-131/5HD	Red Gap	Red Diff.	0.8	1.2
L-131-5ID	Red Orange GaAsp/Gap	Red Diff.	2.0	7.0
L-131/5ED	Orange	Orange Diff.	2.0	7.0
L-131/5GD	Green Gap	Green Diff.	1.0	3.0
L-131/5YD	Yellow GaAsp/Gap	Yellow Diff.	1.0	3.0

TYPE	COLOR	LENS	LUMINOUS INTENSITY MCD@20mA MIN. TYP.	
L-132 CB/5HD	Red	Red Top Diffused	0.8	1.2
L-132 CB/5YD	Yellow	Yellow Top Diffused	1.0	1.5
L-123 CB/5GD	Green	Green Top Diffused	0.8	1.1

PART NO.	SOURCE (DICE)	LENS TYPE (RESIN)	AXIAL LUMINOUS INTENSITY IN MCD@20mA	
L-167/5HD	Red Gap	Red Diff.	0.8	1.2
L-167/5ID	Red Orange GaAsp/Gap	Red Diff.	1.2	2.0
L-167/5ED	Orange GaAsp/Gap	Orange Diff.	1.2	2.0
L-167/5YD	Yellow GaAsp/Gap	Yellow Diff.	0.8	1.1
L-167/5GD	Green Gap	Green Diff.	0.8	1.1

PACCOM ELECTRONICS

49C D ■ 6862229 0000061 254 ■ PAE

