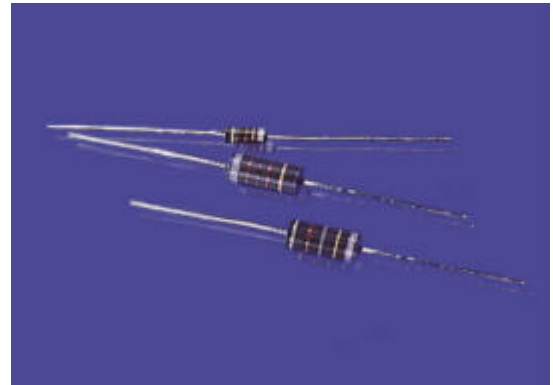


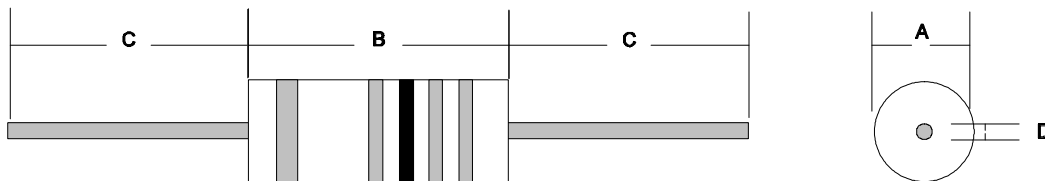
MF Series

- High Temperature Tolerance
- High Solvent Resistance
- Low EMI
- Typical Reel Size 1500pcs



The MF range of encapsulated axial chokes from ECM have been specifically designed to cope with high current at temperatures up to 125°C, with minimum ppm / °C losses. Its physical construction, while not offering complete EMI shielding, generates extremely low magnetic interference and has a typical degree of coupling at 3° max. All the components in this range are hermetically sealed and solvent resistant, conforming to MIL-STD-202F-213B

COMPONENT OUTLINE




DIMENSIONS (mm)

TYPE	a∅	b	c	d∅
MF1303	2.41	3.35	25.0	0.50
MF1304	3.96	9.53	25.0	0.60
MF1501	4.11	10.41	25.0	0.60
MF1302	4.83	11.18	25.0	0.64
MF1309	6.50	14.50	25.0	0.80

MARKING BANDS = first significant figure, second significant figure, multiplier, tolerance (%)

	Black	Brown	Red	Orange	Yellow	Green	Blue	Violet	Grey	White	Silver	Gold
Significant	0	1	2	3	4	5	6	7	8	9	-	-
Multiplier	1	10	100	1000	10000	-	-	-	-	-	-	-
Tolerance	-	-	-	-	-	-	-	-	-	-	+/-10%	+/- 5%

ECM Axial Molded Choke



ECM Part	L (µH)	Tol %	Q Min. (**MHz)	SRF Min. (MHz)	R_{DC} MAX (W)	I_{DC} I_N (mA)
-----------------	---------------	--------------	-----------------------	-----------------------	-------------------------------	--

MF1303 Series

MF1303T-R10	0.10 @25.2 MHz	J,K	40	680	0.08	1380
MF1303T-R12	0.12 @25.2 MHz	J,K	40	640	0.09	1300
MF1303T-R15	0.15 @25.2 MHz	J,K	38	600	0.10	1230
MF1303T-R18	0.18 @25.2 MHz	J,K	35	550	0.12	1120
MF1303T-R22	0.22 @25.2 MHz	J,K	33	510	0.14	1040
MF1303T-R27	0.27 @25.2 MHz	J,K	33	430	0.16	975
MF1303T-R33	0.33 @25.2 MHz	J,K	30	410	0.22	830
MF1303T-R39	0.39 @25.2 MHz	J,K	30	365	0.30	710
MF1303T-R47	0.47 @25.2 MHz	J,K	30	330	0.35	660
MF1303T-R56	0.56 @25.2 MHz	J,K	30	300	0.50	550
MF1303T-R68	0.68 @25.2 MHz	J,K	28	275	0.60	500
MF1303T-R82	0.82 @25.2 MHz	J,K	28	250	0.85	420
MF1303T-1R0	1.0 @25.2 MHz	J,K	25	230	1.00	390
MF1303T-1R2	1.2 @7.96 MHz	J,K	25	150	0.18	620
MF1303T-1R5	1.5 @7.96 MHz	J,K	28	140	0.22	560
MF1303T-1R8	1.8 @7.96 MHz	J,K	30	125	0.30	480
MF1303T-2R2	2.2 @7.96 MHz	J,K	30	115	0.40	415
MF1303T-2R7	2.7 @7.96 MHz	J,K	37	100	0.55	355
MF1303T-3R3	3.3 @7.96 MHz	J,K	45	90	0.85	285
MF1303T-3R9	3.9 @7.96 MHz	J,K	45	80	1.00	263
MF1303T-4R7	4.7 @7.96 MHz	J,K	45	75	1.20	239
MF1303T-5R6	5.6 @7.96 MHz	J,K	50	65	1.80	195
MF1303T-6R8	6.8 @7.96 MHz	J,K	50	60	2.00	185
MF1303T-8R2	8.2 @7.96 MHz	J,K	55	55	2.70	160
MF1303T-100	10 @7.96 MHz	J,K	55	50	3.30	144
MF1303T-120	12 @2.52 MHz	J,K	45	40	2.70	160
MF1303T-150	15 @2.52 MHz	J,K	45	35	2.80	157
MF1303T-180	18 @2.52 MHz	J,K	50	30	3.10	149
MF1303T-220	22 @2.52 MHz	J,K	50	25	3.30	144
MF1303T-270	27 @2.52 MHz	J,K	50	20	3.50	140
MF1303T-330	33 @2.52 MHz	J,K	45	24	3.40	130
MF1303T-390	39 @2.52 MHz	J,K	45	22	3.60	125
MF1303T-470	47 @2.52 MHz	J,K	45	20	4.50	110
MF1303T-560	56 @2.52 MHz	J,K	45	18	5.70	100
MF1303T-680	68 @2.52 MHz	J,K	50	15	6.70	92
MF1303T-820	82 @2.52 MHz	J,K	50	14	7.30	88
MF1303T-101	100 @2.52 MHz	J,K	50	13	8.00	84
MF1303T-121	120 @ 0.796 MHz	J,K	30	12	13.0	66
MF1303T-151	150 @ 0.796 MHz	J,K	30	11	15.0	61
MF1303T-181	180 @ 0.796 MHz	J,K	30	10	17.0	57
MF1303T-221	220 @ 0.796 MHz	J,K	30	9	21.0	52


TOLERANCES J=5%; K= 10%.

**** = Test Frequency as specified in 'L' column**

ECM Electronics Limited, Penmaen House, Ashington, West Sussex, RH20 3JR, UK
Tel: +44(0)1903 892810: Fax: +44(0)1903 892738. Email: ecm@ecmelectronics.co.uk

Although we have attempted to accurately reflect the products we market. ECM reserve the right without prior notice to discontinue any product or make design changes we believe necessary.

ECM Axial Molded Choke



ECM Part	L (µH)	Tol %	Q Min. (**MHz)	SRF Min. (MHz)	R_{DC} MAX (W)	I_{DC} I_N (mA)
-----------------	---------------	--------------	-----------------------	-----------------------	-------------------------------	--

MF1303 Series Continued...

MF1303T-271	270 @ 0.796 MHz	J,K	30	8	25.0	47
MF1303T-331	330 @ 0.796 MHz	J,K	30	7	28.0	45
MF1303T-391	390 @ 0.796 MHz	J,K	30	6.5	35.0	40
MF1303T-471	470 @ 0.796 MHz	J,K	30	6	42.0	36
MF1303T-561	560 @ 0.796 MHz	J,K	30	5	46.0	35
MF1303T-681	680 @ 0.796 MHz	J,K	30	4.2	60.0	30
MF1303T-821	820 @ 0.796 MHz	J,K	30	3.8	65.0	29
MF1303T-102	1000 @ 0.796 MHz	J,K	30	3.4	72.0	28

MF1304 Series

MF1304T-R15	0.15 @25.2 MHz	J	50	525	0.03	2740
MF1304T-R18	0.18 @25.2 MHz	J	50	480	0.04	2580
MF1304T-R22	0.22 @25.2 MHz	J	50	450	0.05	2020
MF1304T-R27	0.27 @25.2 MHz	J	45	400	0.07	1740
MF1304T-R33	0.33 @25.2 MHz	J	45	360	0.09	1580
MF1304T-R39	0.39 @25.2 MHz	J	45	330	0.11	1450
MF1304T-R47	0.47 @25.2 MHz	J	45	310	0.12	1370
MF1304T-R56	0.56 @25.2 MHz	J	50	280	0.13	1390
MF1304T-R68	0.68 @25.2 MHz	J	50	250	0.15	1220
MF1304T-R82	0.82 @25.2 MHz	J	50	220	0.22	1020
MF1304T-1R0	1.0 @25.2 MHz	J	50	200	0.29	880
MF1304T-1R2	1.2 @7.96 MHz	J	33	180	0.42	730
MF1304T-1R5	1.5 @7.96 MHz	J	33	160	0.50	670
MF1304T-1R8	1.8 @7.96 MHz	J	33	150	0.65	590
MF1304T-2R2	2.2 @7.96 MHz	J	33	135	0.95	485
MF1304T-2R7	2.7 @7.96 MHz	J	33	120	1.20	430
MF1304T-3R3	3.3 @7.96 MHz	J	33	110	2.00	335
MF1304T-3R9	3.9 @7.96 MHz	J	33	100	2.30	310
MF1304T-4R7	4.7 @7.96 MHz	J	33	90	2.60	294
MF1304T-5R6	5.6 @7.96 MHz	J	45	60	0.32	565
MF1304T-6R8	6.8 @7.96 MHz	J	50	55	0.50	450
MF1304T-8R2	8.2 @7.96 MHz	J	50	50	0.60	410
MF1304T-100	10 @7.96 MHz	J	55	45	0.90	335
MF1304T-120	12 @2.52 MHz	J	65	42	1.10	305
MF1304T-150	15 @2.52 MHz	J	65	40	1.40	271
MF1304T-180	18 @2.52 MHz	J	75	34	2.25	213
MF1304T-220	22 @2.52 MHz	J	75	30	2.50	202
MF1304T-270	27 @2.52 MHz	J	60	25	2.60	198
MF1304T-330	33 @2.52 MHz	J	65	19	3.00	185
MF1304T-390	39 @2.52 MHz	J	60	14	2.60	198


TOLERANCES J=5%; K= 10%; M=20%.

**** = Test Frequency as specified in 'L' column**

ECM Electronics Limited, Penmaen House, Ashington, West Sussex, RH20 3JR, UK
Tel: +44(0)1903 892810: Fax: +44(0)1903 892738. Email: ecm@ecmelectronics.co.uk

Although we have attempted to accurately reflect the products we market. ECM reserve the right without prior notice to discontinue any product or make design changes we believe necessary.

ECM Axial Molded Choke



ECM Part	L (μH)	Tol %	Q Min. (**MHz)	SRF Min. (MHz)	R_{DC} MAX (W)	I_{DC} I_N (mA)
-----------------	----------------------------------	------------------	---------------------------	-------------------------------	---------------------------------------	--

MF1304 Series continued...

MF1304T-470	47 @2.52 MHz	J	55	13	2.75	193
MF1304T-560	56 @2.52 MHz	J	55	12	3.00	184
MF1304T-680	68 @2.52 MHz	J	55	11	3.30	176
MF1304T-820	82 @2.52 MHz	J	50	10	3.90	162
MF1304T-101	100 @2.52 MHz	J	50	9.5	4.50	151
MF1304T-121	120 @ 0.796 MHz	J	65	8.7	5.20	140
MF1304T-151	150 @ 0.796 MHz	J	65	8	6.05	130
MF1304T-181	180 @ 0.796 MHz	J	65	8	6.05	130
MF1304T-221	220 @ 0.796 MHz	J	65	6.2	7.45	117
MF1304T-271	270 @ 0.796 MHz	J	65	5.7	11.0	143
MF1304T-331	330 @ 0.796 MHz	J	65	5.1	12.0	136
MF1304T-391	390 @ 0.796 MHz	J	65	4.5	16.3	117
MF1304T-471	470 @ 0.796 MHz	J	65	3.9	17.9	112
MF1304T-561	560 @ 0.796 MHz	J	65	3.8	19.5	107
MF1304T-681	680 @ 0.796 MHz	J	65	3.1	27.2	91
MF1304T-821	820 @ 0.796 MHz	J	65	2.7	30.0	86
MF1304T-102	1000 @ 0.796 MHz	J	65	2.3	33.0	82

MF1501 Series

MF1501T-R10	0.10 @25.2 MHz	J	50	250	0.025	1790
MF1501T-R12	0.12 @25.2 MHz	J	50	250	0.034	1530
MF1501T-R15	0.15 @25.2 MHz	J	50	250	0.037	1470
MF1501T-R18	0.18 @25.2 MHz	J	50	250	0.047	1300
MF1501T-R22	0.22 @25.2 MHz	J	50	250	0.067	1100
MF1501T-R27	0.27 @25.2 MHz	J	45	250	0.11	855
MF1501T-R33	0.33 @25.2 MHz	J	45	250	0.13	788
MF1501T-R39	0.39 @25.2 MHz	J	45	250	0.18	670
MF1501T-R47	0.47 @25.2 MHz	J	45	235	0.25	565
MF1501T-R56	0.56 @25.2 MHz	J	40	210	0.33	490
MF1501T-R68	0.68 @25.2 MHz	J	40	190	0.45	420
MF1501T-R82	0.82 @25.2 MHz	J	40	180	0.59	370
MF1501T-1R0	1.0 @25.2 MHz	J	45	140	0.07	1070
MF1501T-1R2	1.2 @7.96 MHz	J	45	130	0.10	895
MF1501T-1R5	1.5 @7.96 MHz	J	45	115	0.12	815
MF1501T-1R8	1.8 @7.96 MHz	J	45	105	0.14	775
MF1501T-2R2	2.2 @7.96 MHz	J	45	100	0.19	650
MF1501T-2R7	2.7 @7.96 MHz	J	45	92	0.28	535
MF1501T-3R3	3.3 @7.96 MHz	J	45	85	0.35	480
MF1501T-3R9	3.9 @7.96 MHz	J	45	75	0.40	450
MF1501T-4R7	4.7 @7.96 MHz	J	45	70	0.55	380


TOLERANCES J=5%; K= 10%; M=20%.

**** = Test Frequency as specified in 'L' column**

ECM Electronics Limited, Penmaen House, Ashington, West Sussex, RH20 3JR, UK
Tel: +44(0)1903 892810: Fax: +44(0)1903 892738. Email: ecm@ecmelectronics.co.uk

Although we have attempted to accurately reflect the products we market. ECM reserve the right without prior notice to discontinue any product or make design changes we believe necessary.

ECM Axial Molded Choke



ECM Part	L (µH)	Tol %	Q Min. (**MHz)	SRF Min. (MHz)	R_{DC} MAX (W)	I_{DC} I_N (mA)
-----------------	---------------	--------------	-----------------------	-----------------------	-------------------------------	--

MF1501 Series continued...

MF1501T-5R6	5.6 @7.96 MHz	J	45	65	0.72	335
MF1501T-6R8	6.8 @7.96 MHz	J	50	55	1.02	280
MF1501T-8R2	8.2 @7.96 MHz	J	50	50	1.32	250
MF1501T-100	10 @7.96 MHz	J	50	46	1.62	220
MF1501T-120	12 @2.52 MHz	J	55	44	2.00	200
MF1501T-150	15 @2.52 MHz	J	45	49	0.80	315
MF1501T-180	18 @2.52 MHz	J	45	45	0.89	300
MF1501T-220	22 @2.52 MHz	J	45	41	0.96	290
MF1501T-270	27 @2.52 MHz	J	45	38	1.19	260
MF1501T-330	33 @2.52 MHz	J	45	34	1.37	240
MF1501T-390	39 @2.52 MHz	J	50	29	1.93	205
MF1501T-470	47 @2.52 MHz	J	50	27	2.11	195
MF1501T-560	56 @2.52 MHz	J	50	25	2.23	190
MF1501T-680	68 @2.52 MHz	J	50	21	2.70	170
MF1501T-820	82 @2.52 MHz	J	50	10.5	2.44	180
MF1501T-101	100 @2.52 MHz	J	50	10	3.12	160
MF1501T-121	120 @ 0.796 MHz	J	55	9.7	3.60	150
MF1501T-151	150 @ 0.796 MHz	J	55	8.5	4.10	140
MF1501T-181	180 @ 0.796 MHz	J	55	8	4.40	135
MF1501T-221	220 @ 0.796 MHz	J	55	7.5	5.00	125
MF1501T-271	270 @ 0.796 MHz	J	55	7	5.80	115
MF1501T-331	330 @ 0.796 MHz	J	55	6.5	6.40	110
MF1501T-391	390 @ 0.796 MHz	J	60	6.2	7.40	105
MF1501T-471	470 @ 0.796 MHz	J	60	5.7	9.50	92
MF1501T-561	560 @ 0.796 MHz	J	60	4.7	10.50	90
MF1501T-681	680 @ 0.796 MHz	J	60	4.5	11.8	80
MF1501T-821	820 @ 0.796 MHz	J	60	4.2	13.0	80
MF1501T-102	1000 @ 0.796 MHz	J	60	3.8	17.5	70
MF1501T-122	1200 @ 0.252 MHz	J	45	1.5	22.1	60
MF1501T-152	1500 @ 0.252 MHz	J	45	1.2	26.5	55
MF1501T-182	1800 @ 0.252 MHz	J	45	1.0	29.9	50
MF1501T-222	2200 @ 0.252 MHz	J	45	0.97	33.8	50
MF1501T-272	2700 @ 0.252 MHz	J	45	0.92	47.3	40
MF1501T-332	3300 @ 0.252 MHz	J	45	0.84	53.0	40
MF1501T-392	3900 @ 0.252 MHz	J	45	0.80	73.8	35
MF1501T-472	4700 @ 0.252 MHz	J	45	0.74	81.6	31
MF1501T-562	5600 @ 0.252 MHz	J	45	0.73	98.9	28
MF1501T-682	6800 @ 0.252 MHz	J	40	0.66	111	27
MF1501T-882	8200 @ 0.252 MHz	J	40	0.54	119	26
MF1501T-103	10000 @ 0.252 MHz	J	40	0.47	137	24


TOLERANCES J=5%; K= 10%; M=20%.

** = Test Frequency as specified in 'L' column

ECM Electronics Limited, Penmaen House, Ashington, West Sussex, RH20 3JR, UK
Tel: +44(0)1903 892810: Fax: +44(0)1903 892738. Email: ecm@ecmelectronics.co.uk

Although we have attempted to accurately reflect the products we market. ECM reserve the right without prior notice to discontinue any product or make design changes we believe necessary.

ECM Axial Molded Choke



ECM Part	L (µH)	Tol %	Q Min. (**MHz)	SRF Min. (MHz)	R_{DC} MAX (W)	I_{DC} I_N (mA)
-----------------	---------------	--------------	-----------------------	-----------------------	-------------------------------	--

MF1302 Series

MF1302T-R15	0.15 @25.2 MHz	J,K	50	510	0.030	3050
MF1302T-R18	0.18 @25.2 MHz	J,K	50	475	0.032	2980
MF1302T-R22	0.22 @25.2 MHz	J,K	50	415	0.035	2800
MF1302T-R27	0.27 @25.2 MHz	J,K	50	380	0.050	2400
MF1302T-R33	0.33 @25.2 MHz	J,K	50	350	0.065	2000
MF1302T-R39	0.39 @25.2 MHz	J,K	50	320	0.080	1850
MF1302T-R47	0.47 @25.2 MHz	J,K	50	300	0.085	1700
MF1302T-R56	0.56 @25.2 MHz	J,K	50	270	0.125	1450
MF1302T-R68	0.68 @25.2 MHz	J,K	45	250	0.015	1300
MF1302T-R82	0.82 @25.2 MHz	J,K	40	210	0.205	1100
MF1302T-1R0	1.0 @25.2 MHz	J,K	40	200	0.290	930
MF1302T-1R2	1.2 @7.96 MHz	J,K	30	180	0.400	785
MF1302T-1R5	1.5 @7.96 MHz	J,K	30	170	0.485	700
MF1302T-1R8	1.8 @7.96 MHz	J,K	30	150	0.740	550
MF1302T-2R2	2.2 @7.96 MHz	J,K	30	140	0.970	505
MF1302T-2R7	2.7 @7.96 MHz	J,K	30	120	1.200	460
MF1302T-3R3	3.3 @7.96 MHz	J,K	30	70	0.140	990
MF1302T-3R9	3.9 @7.96 MHz	J,K	30	65	0.155	870
MF1302T-4R7	4.7 @7.96 MHz	J,K	30	60	0.210	745
MF1302T-5R6	5.6 @7.96 MHz	J,K	30	50	0.280	645
MF1302T-6R8	6.8 @7.96 MHz	J,K	30	50	0.375	560
MF1302T-8R2	8.2 @7.96 MHz	J,K	30	48	0.440	540
MF1302T-100	10 @7.96 MHz	J,K	30	42	0.605	440
MF1302T-120	12 @2.52 MHz	J,K	50	36	1.05	370
MF1302T-150	15 @2.52 MHz	J,K	55	30	1.20	310
MF1302T-180	18 @2.52 MHz	J,K	60	30	1.95	255
MF1302T-220	22 @2.52 MHz	J,K	60	24	2.20	240
MF1302T-270	27 @2.52 MHz	J,K	65	22	2.75	205
MF1302T-330	33 @2.52 MHz	J,K	55	18	2.30	300
MF1302T-390	39 @2.52 MHz	J,K	55	16	2.50	285
MF1302T-470	47 @2.52 MHz	J,K	55	14	3.40	245
MF1302T-560	56 @2.52 MHz	J,K	45	14	4.10	225
MF1302T-680	68 @2.52 MHz	J,K	45	11	4.20	220
MF1302T-820	82 @2.52 MHz	J,K	45	9.3	4.40	215
MF1302T-101	100 @2.52 MHz	J,K	45	8.5	4.90	205
MF1302T-121	120 @ 0.796 MHz	J,K	60	7.3	5.40	195
MF1302T-151	150 @ 0.796 MHz	J,K	60	6.2	6.20	180
MF1302T-181	180 @ 0.796 MHz	J,K	60	5.7	7.10	170


TOLERANCES J=5%; K= 10%; M=20%.

**** = Test Frequency as specified in 'L' column**

ECM Electronics Limited, Penmaen House, Ashington, West Sussex, RH20 3JR, UK
Tel: +44(0)1903 892810: Fax: +44(0)1903 892738. Email: ecm@ecmelectronics.co.uk

Although we have attempted to accurately reflect the products we market. ECM reserve the right without prior notice to discontinue any product or make design changes we believe necessary.

ECM Axial Molded Choke



ECM Part	L (µH)	Tol %	Q Min. (**MHz)	SRF Min. (MHz)	R_{DC} MAX (W)	I_{DC} I_N (mA)
-----------------	---------------	--------------	-----------------------	-----------------------	-------------------------------	--

MF1302 Series Continued...

MF1302T-221	220 @ 0.796 MHz	J,K	60	5.2	7.90	160
MF1302T-271	270 @ 0.796 MHz	J,K	65	5.6	8.20	110
MF1302T-331	330 @ 0.796 MHz	J,K	65	5.0	9.10	105
MF1302T-391	390 @ 0.796 MHz	J,K	65	4.5	10.0	100
MF1302T-471	470 @ 0.796 MHz	J,K	65	4.0	11.1	95
MF1302T-561	560 @ 0.796 MHz	J,K	65	3.6	12.3	91
MF1302T-681	680 @ 0.796 MHz	J,K	60	3.4	13.7	85
MF1302T-821	820 @ 0.796 MHz	J,K	60	3.1	15.1	81
MF1302T-102	1000 @ 0.796 MHz	J,K	60	2.8	16.5	78

MF1309 Series

MF1309T-1R0	1.0 @25.2 MHz	J,K	65	200	0.14	1900
MF1309T-1R2	1.2 @7.96 MHz	J,K	40	180	0.19	1640
MF1309T-1R5	1.5 @7.96 MHz	J,K	40	160	0.28	1340
MF1309T-1R8	1.8 @7.96 MHz	J,K	40	150	0.37	1160
MF1309T-2R2	2.2 @7.96 MHz	J,K	40	135	0.50	1000
MF1309T-2R7	2.7 @7.96 MHz	J,K	40	120	0.65	875
MF1309T-3R3	3.3 @7.96 MHz	J,K	40	105	1.00	710
MF1309T-3R9	3.9 @7.96 MHz	J,K	40	100	1.20	645
MF1309T-4R7	4.7 @7.96 MHz	J,K	40	90	1.80	530
MF1309T-5R6	5.6 @7.96 MHz	J,K	35	55	0.13	1960
MF1309T-6R8	6.8 @7.96 MHz	J,K	35	50	0.20	1580
MF1309T-8R2	8.2 @7.96 MHz	J,K	35	44	0.22	1510
MF1309T-100	10 @7.96 MHz	J,K	35	42	0.26	1380
MF1309T-120	12 @2.52 MHz	J,K	45	34	0.45	1060
MF1309T-150	15 @2.52 MHz	J,K	45	32	0.52	980
MF1309T-180	18 @2.52 MHz	J,K	50	28	0.70	840
MF1309T-220	22 @2.52 MHz	J,K	60	24	1.00	705
MF1309T-270	27 @2.52 MHz	J,K	60	22	1.30	620
MF1309T-330	33 @2.52 MHz	J,K	60	20	1.50	575
MF1309T-390	39 @2.52 MHz	J,K	70	16	2.00	500
MF1309T-470	47 @2.52 MHz	J,K	100	18	2.20	475
MF1309T-560	56 @2.52 MHz	J,K	100	16	2.30	465
MF1309T-680	68 @2.52 MHz	J,K	100	14	3.00	465
MF1309T-820	82 @2.52 MHz	J,K	100	12.5	3.50	375
MF1309T-101	100 @2.52 MHz	J,K	95	11	3.80	365
MF1309T-121	120 @ 0.796 MHz	J,K	90	10	4.20	345
MF1309T-151	150 @ 0.796 MHz	J,K	75	8.3	5.00	315
MF1309T-181	180 @ 0.796 MHz	J,K	80	6	5.30	305


TOLERANCES J=5%; K= 10%; M=20%.

**** = Test Frequency as specified in 'L' column**

ECM Electronics Limited, Penmaen House, Ashington, West Sussex, RH20 3JR, UK
 Tel: +44(0)1903 892810: Fax: +44(0)1903 892738. Email: ecm@ecmelectronics.co.uk

Although we have attempted to accurately reflect the products we market. ECM reserve the right without prior notice to discontinue any product or make design changes we believe necessary.

ECM Axial Molded Choke



ECM Part	L (µH)	Tol %	Q Min. (**MHz)	SRF Min. (MHz)	R_{DC} MAX (W)	I_{DC} I_N (mA)
-----------------	---------------	--------------	-----------------------	-----------------------	-------------------------------	--

MF1309 Series Continued...

MF1309T-221	220 @ 0.796 MHz	J,K	80	5.5	5.90	290
MF1309T-271	270 @ 0.796 MHz	J,K	80	5	6.60	275
MF1309T-331	330 @ 0.796 MHz	J,K	75	4.2	7.20	260
MF1309T-391	390 @ 0.796 MHz	J,K	75	3.9	8.60	240
MF1309T-471	470 @ 0.796 MHz	J,K	80	3.6	9.00	235
MF1309T-561	560 @ 0.796 MHz	J,K	80	3.4	9.70	225
MF1309T-681	680 @ 0.796 MHz	J,K	75	3.1	10.0	220
MF1309T-821	820 @ 0.796 MHz	J,K	70	2.6	12.0	200
MF1309T-102	1000 @ 0.796 MHz	J,K	75	2.6	15.0	180
MF1309T-122	1200 @ 0.252 MHz	J,K	60	2.3	18.0	165
MF1309T-152	1500 @ 0.252 MHz	J,K	70	2.1	21.0	150
MF1309T-182	1800 @ 0.252 MHz	J,K	70	2.0	23.0	145
MF1309T-222	2200 @ 0.252 MHz	J,K	75	1.7	26.0	135
MF1309T-272	2700 @ 0.252 MHz	J,K	75	1.4	33.0	120
MF1309T-332	3300 @ 0.252 MHz	J,K	65	1.2	39.0	110
MF1309T-392	3900 @ 0.252 MHz	J,K	65	1.0	44.0	105
MF1309T-472	4700 @ 0.252 MHz	J,K	65	0.9	64.0	85
MF1309T-562	5600 @ 0.252 MHz	J,K	65	0.85	68.0	85
MF1309T-682	6800 @ 0.252 MHz	J,K	60	0.80	70.0	82
MF1309T-822	8200 @ 0.252 MHz	J,K	70	0.75	72.0	80
MF1309T-103	10000 @ 0.252 MHz	J,K	70	0.70	76.0	80

TOLERANCES J=5%; K= 10%; M=20%.

**** = Test Frequency as specified in 'L' column**

Customers specifications also welcome

ECM Electronics Limited, Penmaen House, Ashington, West Sussex, RH20 3JR, UK
 Tel: +44(0)1903 892810: Fax: +44(0)1903 892738. Email: ecm@ecmelectronics.co.uk

Although we have attempted to accurately reflect the products we market. ECM reserve the right without prior notice to discontinue any product or make design changes we believe necessary.