


CTDO5040F Series

From 0.68 μH to 150 μH



SPECIFICATIONS

Parts are available in $\pm 20\%$ inductance tolerance only.

Part Number	Inductance (μH)	L Test Freq. (kHz)	DCR Max. (m Ω)	I _{rated} Max. (A)	Isat Max. (A)
CTDO5040F-681M	0.68	100	2.0	20.0	64
CTDO5040F-122M	1.20	100	2.6	17.7	48
CTDO5040F-222M	2.20	100	3.7	14.7	35
CTDO5040F-332M	3.30	100	4.3	13.7	29
CTDO5040F-392M	3.90	100	6.7	11.7	26
CTDO5040F-472M	4.70	100	6.9	10.8	24
CTDO5040F-682M	6.80	100	9.8	9.0	20
CTDO5040F-103M	10.0	100	15	7.1	16
CTDO5040F-183M	18.0	100	25	6.0	13
CTDO5040F-223M	22.0	100	27	5.4	11
CTDO5040F-333M	33.0	100	42	4.4	9
CTDO5040F-393M	39.0	100	50	4.0	8
CTDO5040F-473M	47.0	100	55	3.5	7
CTDO5040F-104M	100	100	153	2.3	5
CTDO5040F-154M	150	100	200	2.0	4

PHYSICAL DIMENSIONS

Size	A Max.	B Max.	C Max.	D	E	F
mm	18.54	15.24	11.43	2.54	2.54	12.7
inches	0.73	0.6	0.450	0.1	0.1	0.5

CHARACTERISTICS

Description: SMD power inductor

Applications: DC/DC converters, computers, LCD displays, telecommunication equipment. Designed for the higher current requirements of portable computers

Operating Temperature: -40°C to +85°C

Inductance Tolerance: $\pm 20\%$

Inductance Drop: 10% typically at Isat

Testing: Inductance is tested on an HP4285A at 100 kHz

Packaging: Tape & Reel

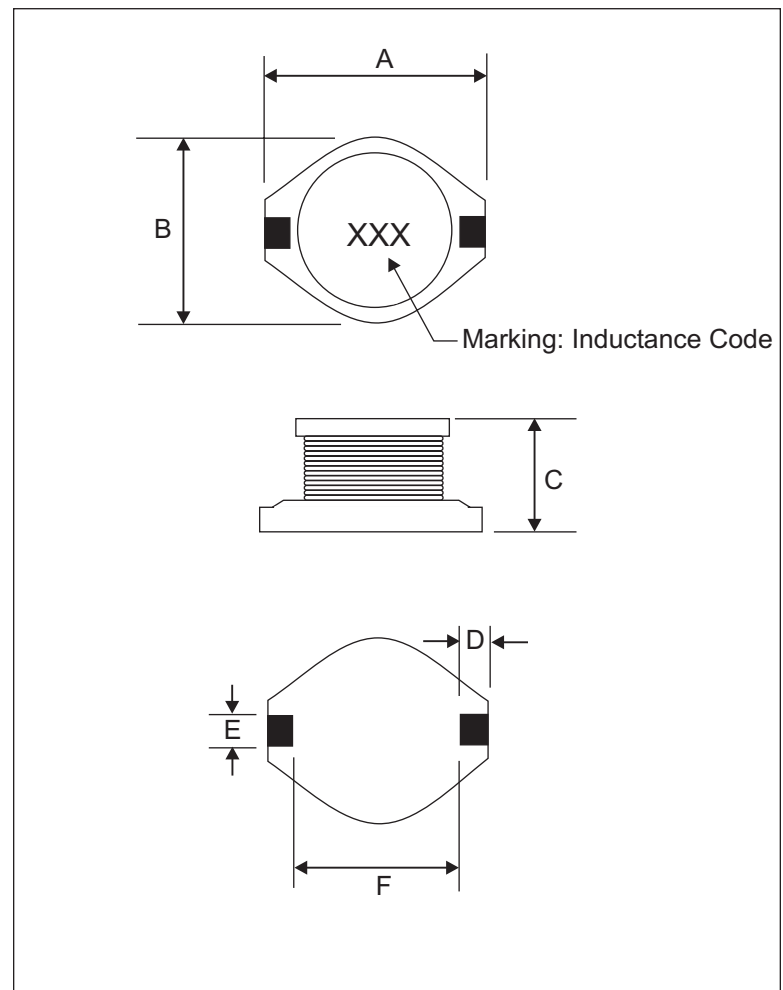
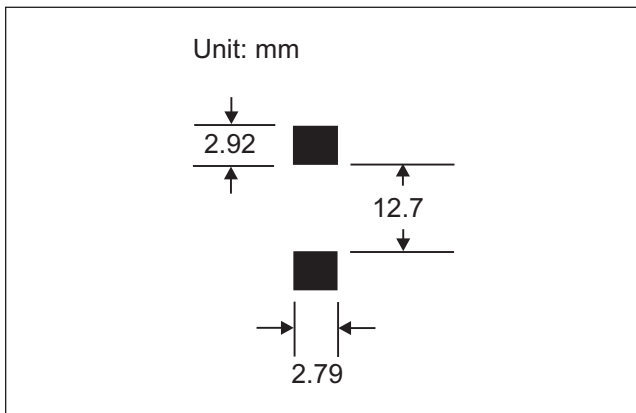
Marking: Inductance code

Miscellaneous: RoHS Compliant.

Additional Information: Additional electrical & physical information available upon request

Samples available. See website for ordering information.

PAD LAYOUT



06.07.06