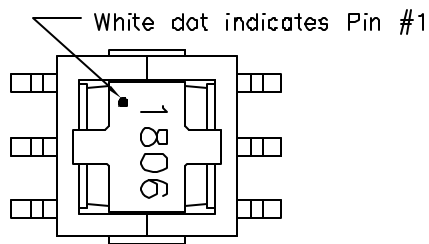
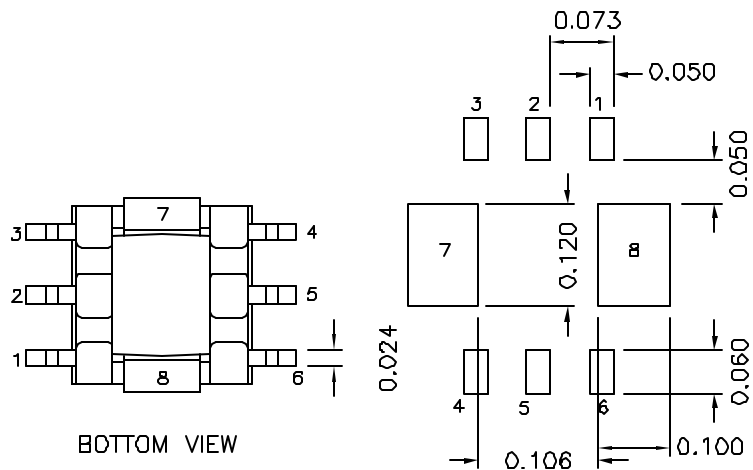
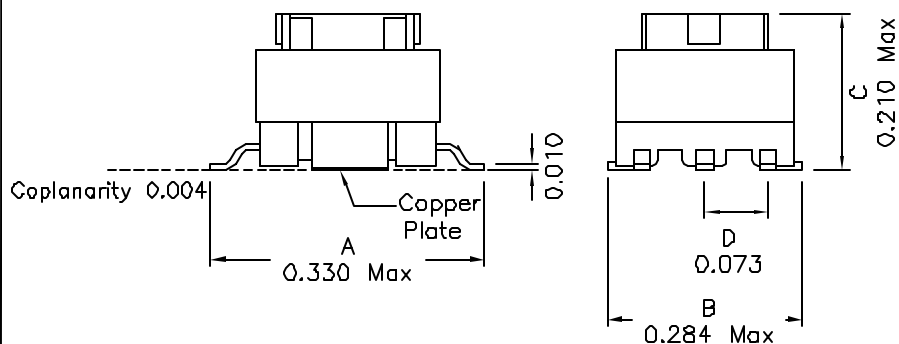


1. Mechanical Dimensions:



TOP VIEW

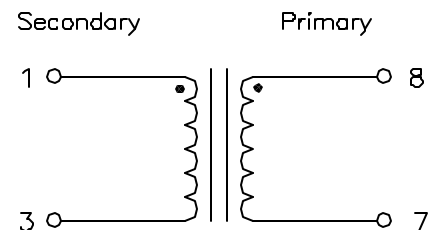


BOTTOM VIEW

SUGGESTED PCB LAYOUT

DOC. REV. A/2

2. Schematic:



3. Electrical Specifications:

OCL: Pins 1-3 180uH Min @10KHz 0.1V

DC Res: Pins 1-3 0.870 Ohms Max.

HIPOT: 500Vrms, Wire to Clip

Turns Ratio: Pins (1-3):(8-7)=30:1

Notes:

1. Solderability: Leads shall meet MIL-STD-202, Method 208D for solderability.
2. Flammability: UL94V-0
3. ASTM oxygen index: > 28%
4. Insulation System: Class F 155°C, UL file E151558
5. Operating Temperature Range: -40°C TO +85°C
6. Storage Temperature Range: -40°C to +130°C
7. Aqueous wash compatible

XFMRS Inc Unless Otherwise Specified TOLERANCES: .xxx ±0.010 Dimensions in INCH	Model: Current Sense Xfmr	
	P/N: XF1806-EE5CS	REV. A
	DWN. 罗振江	Apr-22-03
	CHK. 廖玉坤	Apr-22-03
SHEET 1 OF 1	APP. BW	Apr-22-03