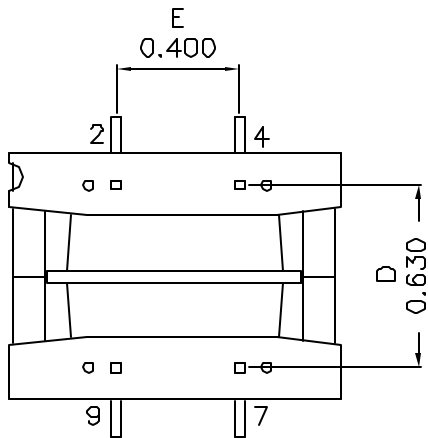
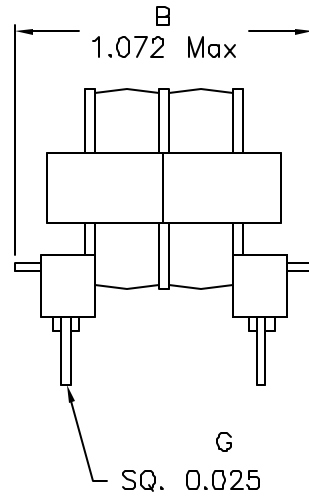
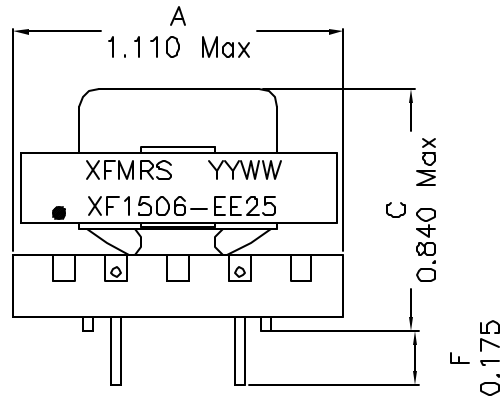
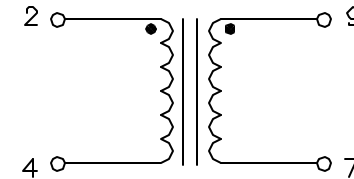


1. Mechanical Dimenisons:



(BOTTOM VIEW)

2. Schematic:



3. Electrical Specifications:

- OCL: 150uH Min @1KHz 1V, Each Wdg
- LL: Pins 2-4 6.5uH Max @100KHz 0.1V, Short Pins 9-7
- CW/W: Pins 2-9 9.0pF Max @100KHz 0.1V
- DC Res.: 0.016 Ohms Max, Each Wdg
- Rated Current: 5.5Arms
- HIPOT: 2000Vac Pri to Sec
- Q: Pins 2-4 tbd Min @10KHz 1V

Notes:

1. Solderability: Leads shall meet MIL-STD-202, Method 208D for solderability.
2. Flammability: UL94V-0
3. ASTM oxygen Index: > 28%
4. Insulation System: Class F 155°C. UL file E151556
5. Operating Temperature Range: All listed parameters are to be within tolerance from -40°C to +85°C
6. Storage Temperature Range: -55°C to +125°C
7. Aqueous wash compatible

DOC REV: A/1

PROPRIETARY

Document is the property of XFMRs Group & is not allowed to be duplicated without authorization.

XFMRs Inc	Title: Common Mode Choke		
	UNLESS OTHERWISE SPECIFIED		P/N: XF1506-EE25 REV. A
TOLERANCES: .xxx ±0.010 Dimensions in IN.	DWN.	Kang Chen	May-20-04
	CHK.	YK Liao	May-20-04
SHEET 1 OF 1	APP.	J Ng	May-20-04