

C&K BPA Series Side Actuated DIP Switches

DIP



Features/Benefits

- Side actuated contacts
- Available in thru-hole or SMT models
- High pressure contact system does not require tape seal
- RoHS compliant - options available

Typical Applications

- Address switch for industrial controls
- Logic switching for computers and peripherals
- Function controlling for numerous applications

How To Order

Complete part numbers for BPA Series are shown on pages I-14 thru I-15. All switches supplied in "OFF" position.

Specifications

SWITCH FUNCTION: 2 thru 10 position available (except 3 position).
 CONTACT RATING: 100 mA max. @ 5 V DC or 25 mA max. @ 24 V DC.
 MECHANICAL AND ELECTRICAL LIFE: 1,000 cycles min. @ 5 V DC 10mA.
 CONTACT RESISTANCE: 50 milliohms initial max.
 INSULATION RESISTANCE: 100 V DC 100 megohms min.
 DIELECTRIC WITHSTAND VOLTAGE: 300 V AC for 1 minute.
 STORAGE TEMPERATURE: -40°C to 85°C.
 OPERATING TEMPERATURE: -20°C to 85°C.
 OPERATING FORCE: 800 grams max.
 SOLDERABILITY: Flow solderable and washable (soldering: 235°C ± 5°C for 5 sec.)

PACKAGING: Switches supplied in rigid dispensing tubes in full-tube quantities only, this may affect order quantity. Numbers of switches per tube varies with model. Tape and reel packaging available for SMT options.

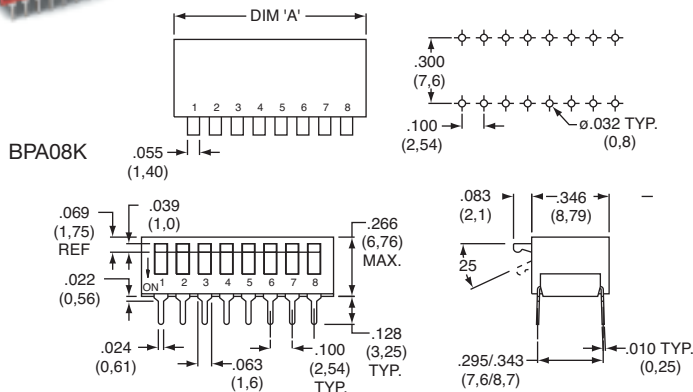
Materials

HOUSING: PBT (thru-hole) color: Black. PPA (SMT) color: Red RoHS, Version (thru-hole and SMT) PPS, color black (UL94V-0).
 COVER: PBT (thru-hole) color: Red. PPA (SMT) color: Red RoHS, Version (thru-hole and SMT) PPS, color black (UL94V-0).
 ACTUATOR: PBT (thru-hole): PA-6T (SMT) (UL94V-0).
 CONTACTS: Beryllium copper with gold plate.
 TERMINALS: Brass/Tin-lead plated. RoHS, Version brass, gold plate over nickel plate.

NOTE: For the latest information regarding RoHS compliance, please go to: www.ittcannon.com/rohs.

Note: Specifications and materials listed above are for switches with standard options. For information on specific and custom switches, consult Customer Service Center.

Side Actuator – Thru-hole Terminals

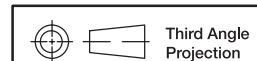


ROHS PART NUMBER	TIN LEAD PART NUMBER	NO. POS.	DIM. 'A'	QUANTITY PER TUBE
BPA02B	BPA02K	2	.276 (7,0)	60
BPA03B		3	.376 (9,6)	45
BPA04B	BPA04K	4	.476 (12,1)	35
BPA05B	BPA05K	5	.575 (14,6)	30
BPA06B	BPA06K	6	.677 (17,2)	25
BPA07B	BPA07K	7	.776 (19,7)	20
BPA08B	BPA08K	8	.878 (22,3)	20
BPA09B	BPA09K	9	.976 (24,8)	15
BPA10B	BPA10K	10	1.075 (27,3)	15

Schematic

SPST

NOTE: Reverse throw available, contact ITT for P/N and quote.



Dimensions are shown: Inch (mm)
 Specifications and dimensions subject to change

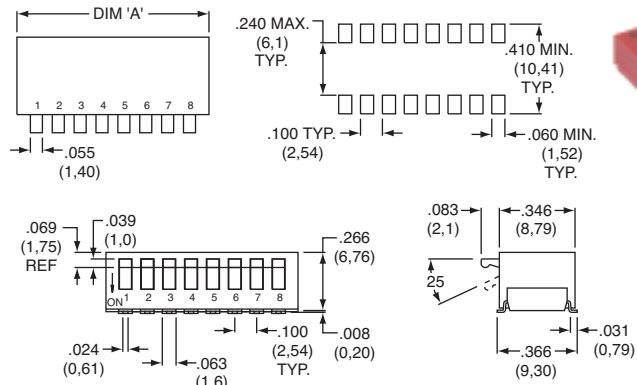
C&K BPA Series Side Actuated DIP Switches

Side Actuator – Surface Mount Terminals

ROHS PART NUMBER	TIN LEAD PART NUMBER	NO. POS.	DIM. 'A'	QUANTITY PER TUBE
BPA02SB	BPA02SK	2	.276 (7,0)	60
BPA03SB	BPA03SK	3	.376 (9,6)	45
BPA04SB	BPA04SK	4	.476 (12,1)	35
BPA05SB	BPA05SK	5	.575 (14,6)	30
BPA06SB	BPA06SK	6	.677 (17,2)	25
BPA07SB	BPA07SK	7	.776 (19,7)	20
BPA08SB	BPA08SK	8	.878 (22,3)	20
BPA09SB	BPA09SK	9	.976 (24,8)	15
BPA10SB	BPA10SK	10	1.075 (27,3)	15

Schematic

SPST



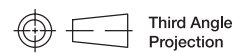
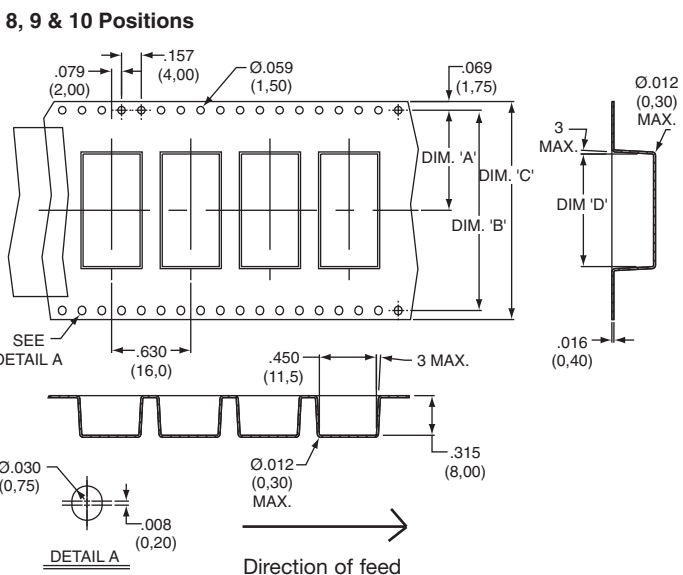
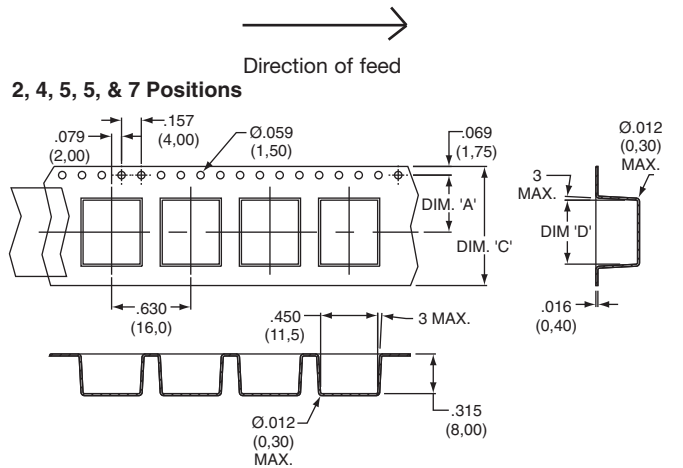
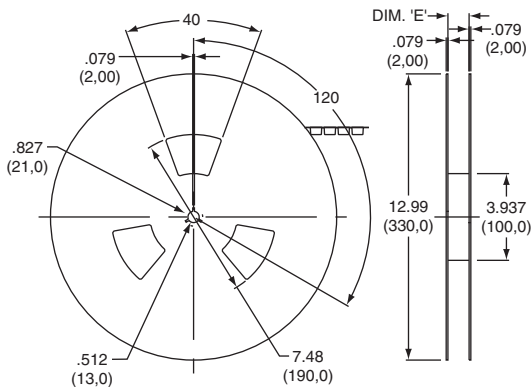
BPA08SK

NOTE: Tape and reel packaging available by adding "R" to end of project number.

Tape & Reel Packaging – Surface Mount Options Only

QTY/ REEL	POLES	DIM. 'A'	DIM. 'B'	DIM. 'C'	DIM. 'D'	DIM. 'E'
500	2	.453 (11,5)	—	.945 (24,0)	.311 (7,9)	.961 (24,4)
500	3	.453 (11,5)	—	.945 (24,0)	.409 (10,4)	.961 (24,4)
500	4	.453 (11,5)	—	.945 (24,0)	.508 (12,9)	.961 (24,4)
500	5	.453 (11,5)	—	.945 (24,0)	.606 (15,4)	.961 (24,4)
500	6	.559 (14,2)	1.118 (28,4)	1.260 (32,0)	.709 (18,0)	1.276 (32,4)
500	7	.559 (14,2)	1.118 (28,4)	1.260 (32,0)	.807 (20,5)	1.276 (32,4)
500	8	.795 (20,2)	1.590 (40,4)	1.732 (44,0)	.894 (22,7)	1.748 (44,4)
500	9	.795 (20,2)	1.590 (40,4)	1.732 (44,0)	1.004 (25,5)	1.748 (44,4)
500	10	.795 (20,2)	1.590 (40,4)	1.732 (44,0)	1.106 (28,1)	1.748 (44,4)

Note: For tape and reel packaging, add 'R' to end of part number.



Dimensions are shown: Inch (mm)
Specifications and dimensions subject to change

