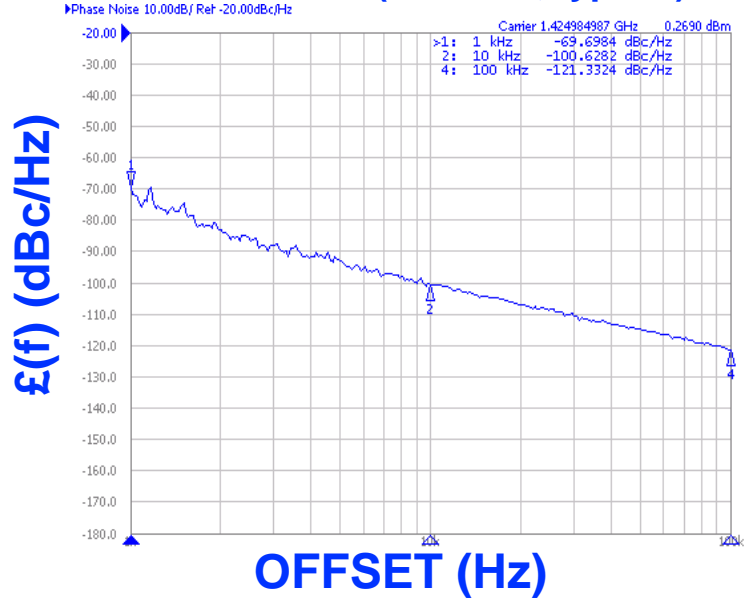




PHASE NOISE (1 Hz BW, typical)



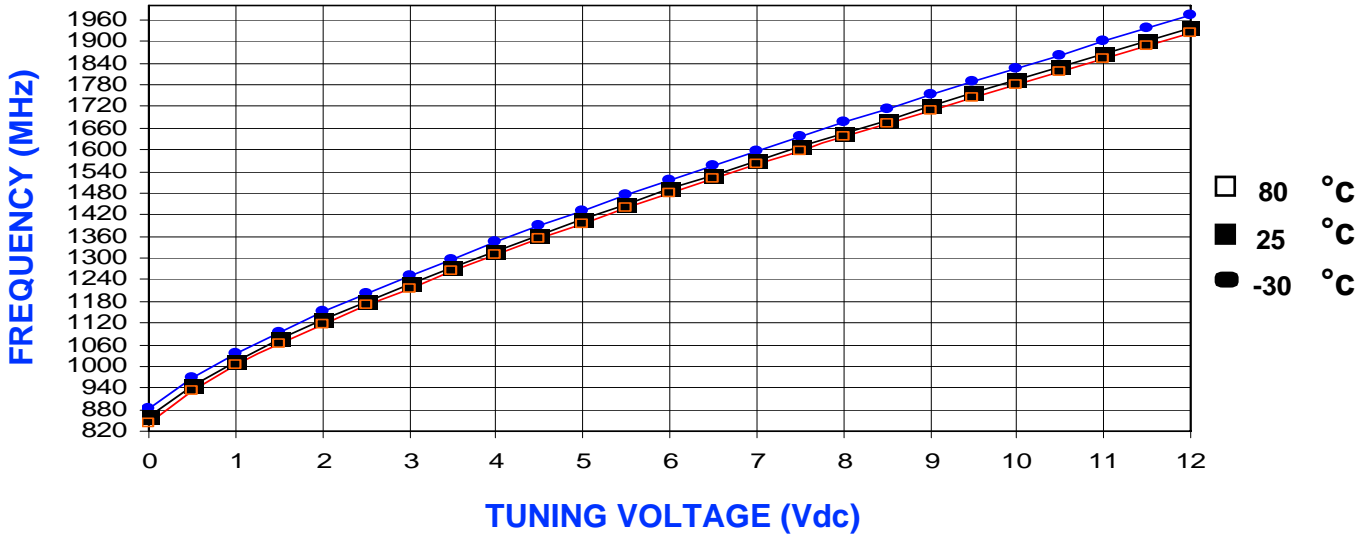
FEATURES
• Frequency Range: 950 - 1900 MHz
• Tuning Voltage: 0-12 Vdc
• MINI-14S - Style Package
APPLICATIONS
• Satellite Communications
• Test Instrumentation
• Earthstations

PERFORMANCE SPECIFICATIONS	VALUE	UNITS
Oscillation Frequency Range	950 - 1900	MHz
Phase Noise @ 10 kHz offset (1 Hz BW, typ.)	-100	dBc/Hz
Harmonic Suppression (2nd, typ.)	-8	dBc
Tuning Voltage	0-12	Vdc
Tuning Sensitivity (avg.)	91	MHz/V
Power Output	5.5±2.5	dBm
Load Impedance	50	Ω
Input Capacitance (max.)	150	pF
Pushing	<3	MHz/V
Pulling (14dB Return Loss, Any Phase)	<11	MHz
Operating Temperature Range	-30 to 80	°C
Package Style	MINI-14S	
POWER SUPPLY REQUIREMENTS		
Supply Voltage (Vcc, nom.)	10	Vdc
Supply Current (Icc, typ.)	15	mA

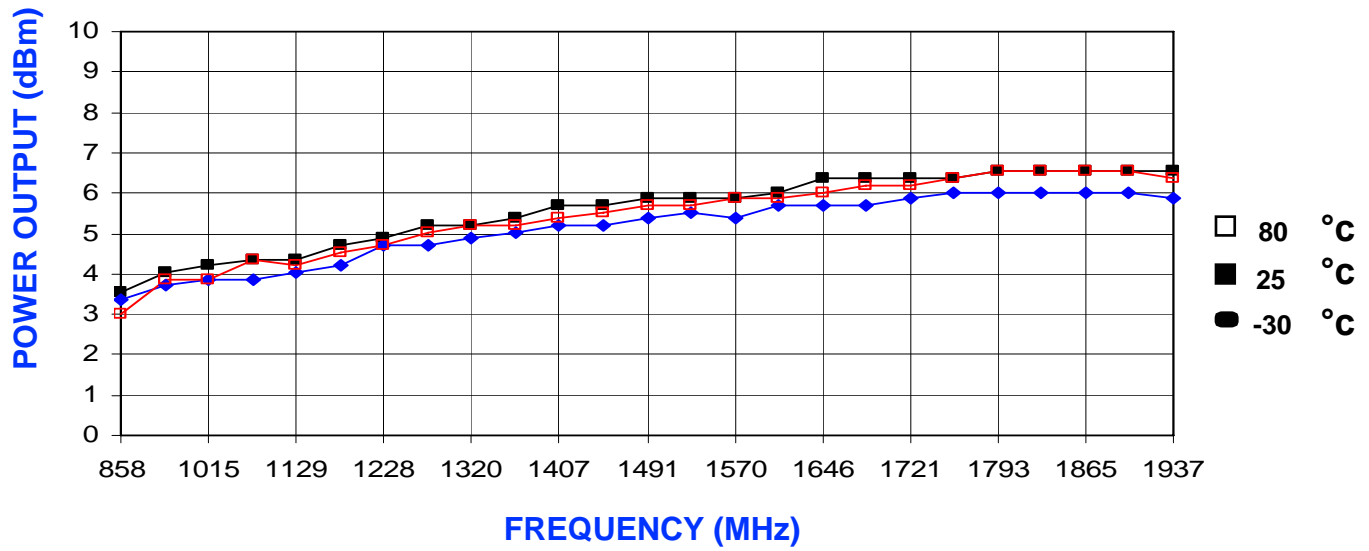
All specifications are typical unless otherwise noted and subject to change without notice.

APPLICATION NOTES
• AN-100/1 : Mounting and Grounding of VCOs
• AN-102 : Proper Output Loading of VCOs
• AN-107 : How to Solder Z-COMM VCOs
NOTES:

TUNING CURVE, typ.



POWER CURVE, typ.



PHYSICAL DIMENSIONS

