


T1/CEPT/ISDN-Pri Telecom Products

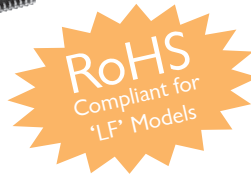



- Meets the required 1500 Vrms line isolation
- Standard Operating Temperature Range 0°C to +70°C
- Extended Operating Temperature Range -40°C to +85°C
- RoHS Peak Solder Rating 260°C
- Non-RoHS Peak Solder Rating 235°C

Specifications

BI P/N ¹	RoHS ²	Transformer	Turns Ratio ⁵ (±5%) Primary : Secondary	OCL (mH Min.)	Packaging (mm)					HI-Pot (Vrms)
					Style	Pitch	Length	Width	Height	
HS00-00587 ⁴	3	Single	1:2CT	1.20	6-pin DIL	100 mil	12.70	8.90	6.35	1500
HS00-01509 ⁴	3	Single	1:1/1.26	1.50	6-pin DIL	100 mil	12.70	8.90	6.35	1500
HS93-98706 ⁴	3	Single	1:1:1 (1:2CS)	1.20	6-pin DIL	100 mil	12.70	8.90	6.35	1500
HS93-97731 ⁴	3	Single	1CT:2CT	1.20	10-pin DIL	100 mil	14.22	14.22	10.20	3000
HS00-00543	LF	Dual	1CT:2CT & 1:1.36CT	1.60 & 1.60	12-pin SMT	100 mil	17.20	12.80	6.00	1500
HS00-00091 ⁴	3	Dual	1:2CT & 1:1.36	1.20 & 1.20	14-pin DIL	100 mil	20.30	9.80	6.35	1500
HS00-00227 ⁴	3	Dual	1:1/1.26 & 1:2CT	1.50 & 1.20	14-pin DIL	100 mil	20.32	9.80	7.37	1500
HS93-98705 ⁴	3	Dual	1:2CT & 1:1.36	1.20 & 1.20	14-pin DIL	100 mil	20.57	10.00	6.60	1500
HS00-00197 ⁴	3	Dual	1CT:1CT & 1CT:3CT:1	1.20 & 1.20	16-pin DIL	100 mil	25.40	10.00	9.80	1500
HS00-00161	LF	Dual	1CT:1CT & 1CT:2.4CT	1.00 & 1.00	16-pin SMT	50 mil	12.70	9.53	6.22	1500
HS00-00214	LF	Dual	1:1.36CT & 1:2CT	1.50 & 1.50	16-pin SMT	50 mil	12.70	9.65	5.50	1500
HS00-00571	LF	Dual	1CT:1CT & 1CT:2CT	1.20 & 1.20	16-pin SMT	50 mil	12.70	9.53	6.22	1500
HS00-00583	LF	Dual	1CT:2CT & 1CT:2CT	1.20 & 1.20	16-pin SMT	50 mil	12.70	9.53	6.22	1500
HS00-98679	LF	Dual	1CT:1CT & 1CT:1CT	1.50 & 1.50	16-pin SMT	50 mil	12.70	9.53	6.22	1500
HS00-99629	LF	Dual	1:2 & 1:2	1.50 & 1.50	16-pin SMT	50 mil	12.70	9.65	5.50	1500
HS00-99630	LF	Dual	1:1.26 & 1:1.26	1.50 & 1.50	16-pin SMT	50 mil	12.70	9.65	5.50	1500
HS00-99706	LF	Dual	1CT:1.41CT & 1CT:1.41CT	1.00 & 1.00	16-pin SMT	50 mil	12.70	9.65	5.50	1500
HS93-01155	LF	Dual	1CT:2CT & 1CT:1.36CT	1.50 & 1.50	16-pin SMT	50 mil	12.70	9.65	6.06	1500
HS93-01156	LF	Dual	2CT:1CT & 1CT:1.36CT	1.20 & 1.20	16-pin SMT	50 mil	12.70	9.65	6.06	1500
HS93-01163	LF	Dual	2CT:1/1.26 & 2CT:1/1.26	1.50 & 1.50	16-pin SMT	50 mil	12.70	9.26	6.06	1500
HS93-02060	LF	Dual	1:1.15CT & 1CT:2CT	1.20 & 1.20	16-pin SMT	50 mil	12.70	9.65	6.22	1500
HS93-99707	LF	Dual	1CT:1.41CT & 1CT:1.41CT	1.00 & 1.00	16-pin SMT	50 mil	12.70	9.53	6.22	1500
HT00-05077	LF	Dual	1:1.36CT & 1CT:2CT	1.20 & 1.20	16-pin SMT	50mil	12.70	9.53	6.22	1500
HT00-02027	3	Octal	1:2	1.50	32-pin SMT	50 mil	25.40	10.92	7.34	1500
HT00-02028	3	Octal	1:1.15	1.50	32-pin SMT	50 mil	25.40	10.92	7.34	1500
HT00-03035	3	Octal	1:1	1.20	32-pin SMT	50 mil	25.40	10.92	7.34	1500
HS00-00727	LF	Octal	Tx: 1:2 & Rx: 1:2CT	1.50 & 1.50	40-pin SMT	50 mil	29.80	16.26	6.95	1500
HS00-99576	LF	Octal	Tx: 1:2.4 & Rx: 1:1	1.20 & 1.20	40-pin SMT	50 mil	27.62	16.00	5.77	1500
HS00-99641	LF	Octal	Tx: 1:1.36CT & Rx: 1:2CT	1.20 & 1.20	40-pin SMT	50 mil	29.80	16.26	6.95	1500
HS00-01114	LF	Octal	Tx: 1:2CT & Rx 1CT:2	1.20 & 1.20	40-pin SMT	50 mil	27.62	16.00	5.77	1500
HS93-01260	LF	Octal	Tx: 1:2CT & Rx: 1CT:1	1.20 & 1.20	40-pin SMT	50 mil	29.80	16.26	6.95	1500
HS93-01675	LF	Octal	Tx: 1:1.36CT & Rx: 1:1	1.20 & 1.20	40-pin SMT	50 mil	29.80	16.26	6.95	1500
HS93-06054	LF	Octal	Tx: 1:2/2.4 & Rx: 1:0.79/1	1.00 & 1.00	40-pin SMT	50 mil	27.62	16.00	5.77	1500
HT00-03026	LF	Octal	Tx: 1:2.4 & Rx: 1:1	1.00 & 1.00	40-pin SMT	50 mil	27.94	16.26	5.77	1500
HT00-03027	LF	Octal	Tx: 1:1.26CT & Rx: 1:1.26CT	1.20 & 1.20	40-pin SMT	50 mil	27.84	16.26	5.77	1500
HT00-03086	LF	Octal	Tx: 1:1.36 & Rx: 1:1.36CT	1.20 & 1.20	40-pin SMT	50 mil	27.62	16.00	5.77	1500
HT00-03093	LF	Octal	Tx: 1:1.15 & Rx: 1:2	1.50 & 1.50	40-pin SMT	50 mil	27.62	16.00	5.77	1500
HT00-04152	LF	Octal	Tx: 1:2CT & Rx: 1:2CT	1.20 & 1.20	40-pin SMT	50 mil	28.58	16.26	6.95	1500

- Notes:
- (1) For Tape & Reel Packaging, add a "TR" suffix to the end of the Part Number when ordering, e.g. HS00-00161TR or HS00-00161LFTR (for RoHS Compliant)
 - (2) Add a "LF" suffix to the Part Number for RoHS compliant parts, e.g. HS93-02060LF or HS93-02060LFTR (for Tape & Reel)
 - (3) Contact BI Technologies for RoHS compliant part availability.
 - (4) Tube Packaging only.
 - (5) CT is Center Tap & CS is Split Center Tap



HS93

ISDN S-Interface Telecom Products

- Meets the required 1500 Vrms line isolation
- Standard Operating Temperature Range 0°C to +70°C
- Extended Operating Temperature Range -40°C to +85°C
- RoHS Peak Solder Rating 260°C
- Non-RoHS Peak Solder Rating 235°C


Specifications

BI P/N ¹	RoHS ²	Transformer	Turns Ratio ⁵ (±5%) Primary : Secondary	OCL (mH Min.)	Packaging (mm)				Hi-Pot (Vrms)	
					Style	Pitch	Length	Width		Height
HS00-00193 ⁴	3	Single	1CT:2CT	22	6-pin DIL	200 mil	14.20	14.20	10.20	2000
HS93-02045 ⁴	LF	Single	1:1	1.20	6-pin SMT	100 mil	7.62	9.91	6.35	2000
HS00-00232 ⁴	3	Dual	1:2 & 1:2	22 & 22	16-pin DIL	100 mil	23.37	14.22	10.20	2000
HS00-00151	3	Dual	1CS:2.5CS & 1CS:2.5CS	22 & 22	16-pin SMT	100 mil	25.32	14.99	8.89	1500
HS00-00152	3	Dual	1CS:2.5CS & 1CS:2.5CS	22 & 22	16-pin SMT	100 mil	24.00	18.29	9.30	2000
HS00-00840	3	Dual	1:2.5 & 1:2.5	22 & 22	16-pin SMT	100 mil	24.13	18.29	9.91	2000
HS93-01027	LF	Dual	1:1 & 1:1	22 & 22	16-pin SMT	100 mil	24.00	18.29	10.10	2000
HS93-97727	3	Dual	1CS:2CS & 1CS:2CS	22 & 22	16-pin SMT	100 mil	24.13	18.29	10.16	2000
HT00-03083	LF	Dual	1 split:1 split & 1 split:1 split	30 & 30	16-pin SMT	100 mil	25.40	12.70	7.30	2000
HS93-00221 ⁴	3	Dual	1CT:2 & 1CT:2	30 & 30	18-pin DIL	100 mil	29.06	10.62	16.39	1500
HS00-00604	3	Dual	1:2 & 1:2	30 & 30	20-pin SMT	100 mil	27.74	18.44	10.92	3000
HS93-01048	3	Dual	1CT:1CT & 1CT:1CT	30 & 30	20-pin SMT	100 mil	29.72	17.78	8.28	1500
HS93-01255	LF	Quad	1:1	1.20	16-pin SMT	100 mil	24.13	18.29	9.91	2000
HS93-06023	LF	Quad	1:1.26	1.20	16-pin SMT	100 mil	24.13	18.29	9.91	2000

- Notes:
- (1) For Tape & Reel Packaging, add a "TR" suffix to the end of the Part Number when ordering, e.g. HS93-01027TR or HS93-01027LFTR (for RoHS Compliant)
 - (2) Add a "LF" suffix to the Part Number for RoHS compliant parts, e.g. HS93-01255LF or HS93-01255LFTR (for Tape & Reel)
 - (3) Contact BI Technologies for RoHS compliant part availability.
 - (4) Tube Packaging only.
 - (5) CT is Center Tap & CS is Split Center Tap

HS93

ISDN U-Interface Telecom Products




- Meets the required 1500 Vrms line isolation
- Standard Operating Temperature Range 0°C to +70°C
- Extended Operating Temperature Range -40°C to +85°C
- Withstands 235°C IR reflow for 1 minute

Specifications

BI P/N	RoHS ¹	Transformer	Turns Ratio ⁴ (±5%) Primary : Secondary	OCL (mH Min.)	Packaging (mm)				Hi-Pot (Vrms)	
					Style	Pitch	Length	Width		Height
HS00-00225 ³	2	Single	1.65:1CT	13.0	8-pin TH/DS	150 mil	-	-	-	2000
HM00-97500D ³	2	Single	1:1.25CT	25.8	10-pin TH/DS	150 mil	-	-	-	2000
HS00-00226 ³	2	Single	1.50:1CT	25.6	10-pin TH/DS	150 mil	-	-	-	2000

- Notes:
- (1) Add a "LF" suffix to the Part Number for RoHS compliant parts
 - (2) Contact BI Technologies for RoHS compliant part availability
 - (3) Tray Packaging only.
 - (4) CT is Center Tap & CS is Split Center Tap



HS93

T3/DS3/E3/STS-1 Telecom Products


- Meets the required 1500 Vrms line isolation
- Standard Operating Temperature Range 0°C to +70°C
- Extended Operating Temperature Range -40°C to +85°C
- RoHS Peak Solder Rating 260°C
- Non-RoHS Peak Solder Rating 235°C

Specifications

BI P/N ¹	RoHS ²	Transformer	Turns Ratio ⁴ (±5%) Primary : Secondary	OCL (µH Min.)	Packaging (mm)				Hi-Pot (Vrms)	
					Style	Pitch	Length	Width		Height
HS00-00585	LF	Single	1:1	40	6-pin DIL	100 mil	12.70	8.90	6.35	3000
HS00-00588	LF	Single	1:2CT	19	6-pin SMT	100 mil	7.62	10.62	6.35	1500
HS00-00710	LF	Single	1:1	100	6-pin SMT	100 mil	7.62	9.91	6.35	1500
HT00-02107	LF	Single	1CT:1CT	40	6-pin SMT	100 mil	7.62	9.91	6.35	1500
HS00-02601	LF	Single	1:1	600	6-pin SMT	100 mil	7.62	9.91	6.35	1500

- Notes:
- (1) For Tape & Reel Packaging, add a "TR" suffix to the end of the Part Number when ordering, e.g. HT00-02107TR or HT00-02107LFTR (for RoHS Compliant)
 - (2) Add a "LF" suffix to the Part Number for RoHS compliant parts, e.g. HS00-02601LF or HS00-02601LFTR (for Tape & Reel)
 - (3) Contact BI Technologies for RoHS compliant part availability.
 - (4) CT is Center Tap & CS is Split Center Tap

Electrical / Environmental



HT82

VDSL Telecom Products

- Meets standard dielectric withstanding voltage requirements
- Standard Operating Temperature Range 0°C to +70°C
- Extended Operating Temperature Range -40°C to +85°C
- RoHS Peak Solder Rating 260°C
- Non-RoHS Peak Solder Rating 235°C

Specifications


BI P/N	RoHS ¹	Turns Ratio Chip: Line (±3%)	Style	Pitch	Packaging (mm)			Hi-Pot (Vrms)
					Length	Width	Height	
HT82-05087 ³	LF	1:1CT	6-pin TH	2.54	12.7	8.89	6.35	3000
HT82-05099	LF	1:1CT	6-pin SMT	2.54	7.61	9.91	6.35	3000

- Notes:
- (1) For Tape & Reel Packaging, add a "TR" suffix to the end of the Part Number when ordering, e.g. HT82-05099TR or HT82-05099LFTR (for RoHS Compliant)
 - (2) Add a "LF" suffix to the Part Number for RoHS compliant parts, e.g. HT82-005087LF
 - (3) Tube Packaging only

Electrical / Environmental

HT83

CMC for Networking & Telecom Products



- Conforms to ANSI, ITU and ETSI standards
- Meets standard dielectric withstanding voltage requirements
- Standard Operating Temperature Range 0°C to +70°C
- Extended Operating Temperature Range -40°C to +85°C
- RoHS Peak Solder Rating 260°C
- Non-RoHS Peak Solder Rating 235°C

Specifications

BI P/N ¹	RoHS ²	No. of Lines	OCL (mH)	Packaging (mm)			Hi-Pot (Vrms)		
				Style	Pitch	Length		Width	Height
HT83-00007	LF	2	4.7	4-pin SMT	-	10.00	8.76	6.50	500
HT83-00787	LF	2	9.0	8-pin SMT	100 mil	11.70	12.75	7.10	1500
HT83-05088	LF	2	-	8-pin SMT	100 mil	11.70	12.75	7.10	1500
HS00-99586	³	4	0.100	8-pin SMT	100 mil	12.00	12.75	7.10	500
HS00-98274	³	4	0.036	8-pin SMT	100 mil	12.00	12.70	6.70	1500
HS00-00230	³	4	0.022	8-pin SMT	100 mil	12.10	15.30	8.64	500
HS00-00229 ⁴	³	4	0.068	8-pin TH	100 mil	10.16	10.16	7.62	500
HS00-99072 ⁴	³	4	0.024	8-pin TH	100 mil	15.11	12.20	7.62	1500
HS00-99080 ⁴	³	4	0.120	8-pin TH	100 mil	12.70	10.00	6.78	500
HT83-99655 ⁴	³	4	0.024	8-pin TH	100 mil	10.16	10.16	6.35	500

- Notes:
- (1) For Tape & Reel Packaging, add a "TR" suffix to the end of the Part Number when ordering
 - (2) Add a "LF" suffix to the Part Number for RoHS compliant parts
 - (3) Contact BI Technologies for RoHS compliant part availability.
 - (4) Tube Packaging only.

Electrical / Environmental

HS00

Digital Audio Products



- Meets the required 2000 Vrms line isolation
- Standard Operating Temperature Range 0°C to +70°C
- Extended Operating Temperature Range -40°C to +85°C
- RoHS Peak Solder Rating 260°C
- Non-RoHS Peak Solder Rating 235°C

Specifications

BI P/N	RoHS ¹	Turns Ratio	Primary Inductance (mH ±20%)	Packaging (mm)			Hi-Pot (Vrms)		
				Style	Pitch	Length		Width	Height
HM00-97733 ²	LF	1:1	2.50	4-pin TH	200 mil	12.7	8.89	6.35	2000
HS00-99049	LF	1:1	2.50	8-pin SMD	100 mil	12.7	12.7	6.7	2000

- Notes:
- (1) Add a "LF" suffix to the Part Number for RoHS compliant parts.
 - (2) Tube Packaging only.