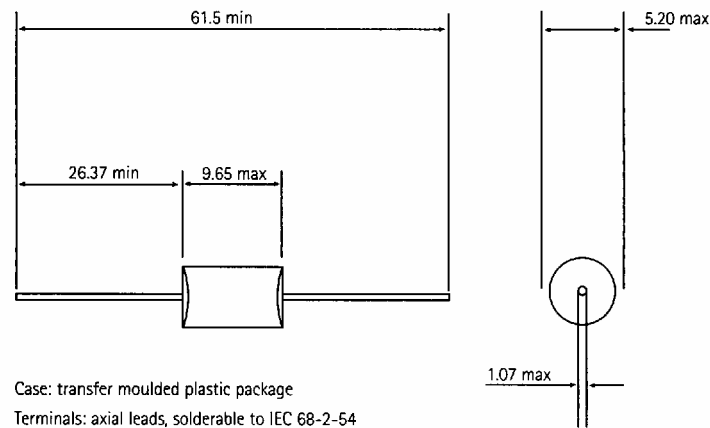


Transshield CP2000 Series

Mechanical Details

all dimensions in millimetres



Ratings

P_{SM}	Maximum non-repetitive peak pulse power (10/1000 μ s)	1.5 kW
P_{tot}	Total continuous power dissipation @ $T_{lead}=100$ °C	5.0 W
I_{SM}	Maximum non-repetitive peak pulse current (10/1000 μ s)	See tables
V_R	Stand-off voltage	See tables
T_j	Maximum junction temperature	175 °C
T_{stg}	Storage temperature range	-55 to +175 °C
t_{on}	Turn-on time (theoretical)	$1 \times 10E-12$ sec

Device	Reverse Stand-off Voltage (V _{so})	Breakdown Voltage (V _{br})		Max temp coeff. of V _{br}	Max reverse leakage current (I _r)	Max clamp voltage @1km (V _{cl})	Max peak pulse current (I _{pp})
		Min	Max				
	VOLTS			mV/deg C	μA	VOLTS	A
CP2006	5.50	6.12	7.48	-5.00	1000.00	10.6	142.0
CP2006A	5.80	6.45	7.14	-5.00	500.00	10.2	147.0
CP2007	6.05	6.75	8.25	*	200.00	11.7	128.0
CP2007A	6.40	7.13	7.88	*	200.00	11.2	134.0
CP2008	6.63	7.38	9.02	6.00	50.00	12.0	125.0
CP2008A	7.02	7.79	8.61	6.00	50.00	11.8	127.0
CP2009	7.37	8.19	10.00	7.00	50.00	13.0	115.0
CP2009A	7.78	8.65	9.55	7.00	50.00	12.4	121.0
CP2010	8.10	9.00	11.00	8.00	10.00	14.4	105.0
CP2010A	8.55	9.50	10.50	8.00	10.00	13.7	110.0
CP2012	9.72	10.80	13.20	10.00	5.00	17.2	87.0
CP2012A	10.20	11.40	12.60	10.00	5.00	16.4	92.0
CP2015	12.10	13.50	16.50	13.00	5.00	21.5	70.0
CP2015A	12.80	14.30	15.80	12.00	5.00	20.5	73.0
CP2016	12.90	14.40	17.60	16.00	5.00	22.9	66.0
CP2016A	13.60	15.20	16.80	14.00	5.00	21.8	68.0
CP2018	14.50	16.20	19.80	17.00	5.00	25.7	58.0
CP2018A	15.30	17.10	18.90	19.00	5.00	24.6	61.0
CP2020	16.20	18.00	22.00	20.00	5.00	28.6	52.0
CP2020A	17.10	19.00	21.00	19.00	5.00	27.3	55.0
CP2022	17.80	19.80	24.20	21.00	5.00	31.5	47.0
CP2022A	18.80	20.90	23.10	20.00	5.00	30.0	50.0
CP2024	19.40	21.60	26.40	25.00	5.00	34.0	44.0
CP2024A	20.50	22.80	25.20	23.00	5.00	32.8	46.0
CP2027	21.80	24.30	29.70	28.00	5.00	38.6	39.0
CP2027A	23.10	25.70	28.40	25.00	5.00	36.9	41.0
CP2030	24.33	27.00	33.00	31.00	5.00	42.9	35.0
CP2030A	25.60	28.50	31.50	28.00	5.00	40.9	37.0
CP2033	26.80	29.70	36.30	31.00	5.00	47.2	32.0
CP2033A	28.20	31.40	34.70	30.00	5.00	45.1	33.0
CP2036	29.10	32.40	39.60	35.00	5.00	51.5	29.2
CP2036A	30.80	34.20	37.80	31.00	5.00	49.1	30.4
CP2039	31.60	35.10	42.90	39.00	5.00	55.8	26.9
CP2039A	33.30	37.10	41.00	36.00	5.00	53.3	28.2
CP2043	34.80	38.70	47.30	46.00	5.00	61.5	24.4
CP2043A	36.80	40.90	45.20	44.00	5.00	58.8	25.5
CP2047	38.10	42.30	51.70	50.00	5.00	67.2	22.3
CP2047A	40.20	44.70	49.40	48.00	5.00	64.2	23.3
CP2056	45.50	50.40	61.60	58.00	5.00	80.1	18.7
CP2056A	47.80	53.20	58.80	56.00	5.00	76.4	19.6
CP2068	55.10	61.20	74.80	71.00	5.00	97.0	15.0
CP2068A	58.10	64.60	71.40	69.00	5.00	93.0	16.3
CP2075	60.70	67.50	82.50	80.00	5.00	107.0	14.0
CP2075A	64.10	71.30	78.80	77.00	5.00	102.0	14.7
CP2082	66.40	73.80	90.20	90.00	5.00	117.0	12.8
CP2082A	70.10	77.90	86.10	86.00	5.00	111.0	13.5
CP2100	81.00	90.00	110.00	109.00	5.00	143.0	10.5
CP2100A	85.50	95.00	105.00	104.00	5.00	136.0	11.0
CP2120	97.00	108.00	132.00	131.00	5.00	171.0	8.8
CP2120A	102.00	114.00	126.00	125.00	5.00	163.0	9.2
CP2140	113.00	126.00	154.00	153.00	5.00	200.0	7.5
CP2140A	120.00	133.00	147.00	147.00	5.00	191.0	7.8
CP2160	130.00	144.00	176.00	175.00	5.00	228.0	6.6
CP2160A	136.00	152.00	168.00	167.00	5.00	218.0	6.8
CP2180	146.00	162.00	198.00	197.00	5.00	257.0	5.8
CP2180A	154.00	171.00	189.00	188.00	5.00	245.0	6.1
CP2200	162.00	180.00	220.00	219.00	5.00	286.0	5.2
CP2200A	171.00	190.00	210.00	209.00	5.00	273.0	5.5

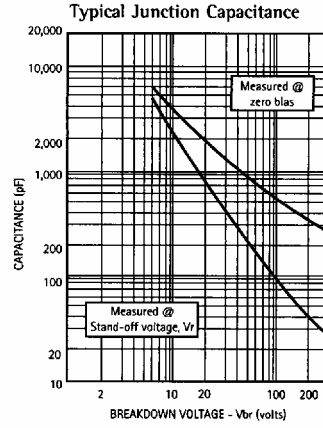
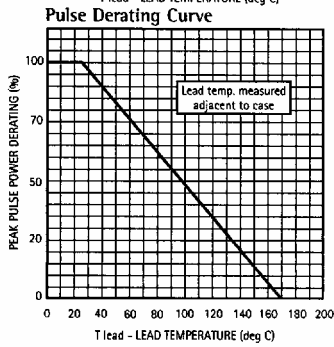
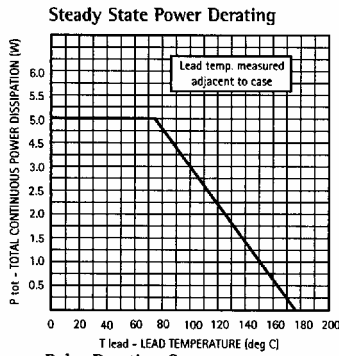
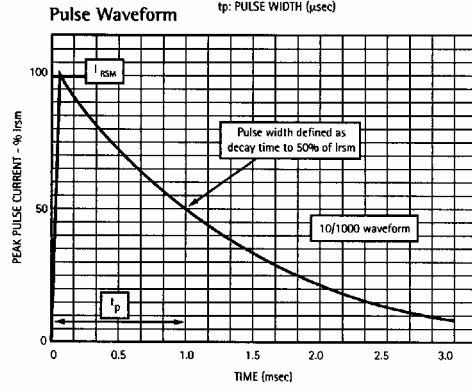
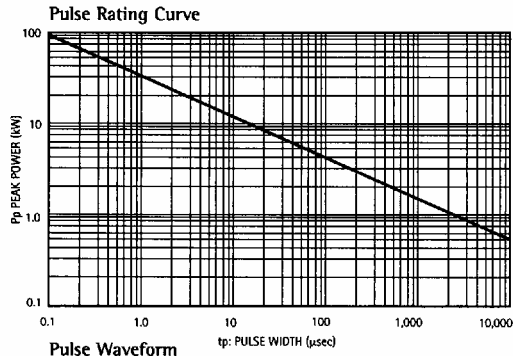
NOTES:

1. V_{br} measured at test current of 1mA for all devices above 8V and 10mA below 8V.
2. Surge current waveform: 10/1000 usec s.c.
3. All parameters measured at 25 deg C
4. For device voltages outside the range in the table above, contact the nearest sales office, distributor or representative

CP2000 Series

CP2000 Series

Transshield CP2000 Series



In the interest of improved product design, changes to the foregoing device specification may be made at any time. Please contact the nearest Transshield suppressor sales office, distributor or representative for recent specification changes and advice on specific applications. HTA does not accept any liability arising out of the issue of any product described in this publication.