

Features

- Small size, light weight. Low coil power consumption, heavy contact load. Strong anti-shock and anti-vibration, high reliability, long life.
- Suitable for automobile, machine, electronic equipment, air conditioner and household appliance applications.
- PC board mounting.

Ordering Information

NT90 R H A S DC12V C B 0.9

1	2	3	4	5	6	7	8	9
1 Part number: NT90T、NT90T ₂					6 Coil rated Voltage(V): AC:12,24,110,120,220 DC:3,5,6,9,12,15,18,24,48,110			
2 Terminal: R: without Pin 6; NIL: With Pin 6					7 Contact material: C: Ag·CdO; S: Ag·SnO ₂			
3 Load: H:30A; N:40A					8 Resist heat class: B:130℃ F:155℃			
4 Contact arrangement: 1A:1A; 1B:1B; 1C:1C					9 Coil power consumption: 0.6:0.6W; 0.9:0.9W NIL:2VA			
5 Enclosure: S: Sealed type; D: Dust cover; E: Covered; O: Open type								

Contact Data

Contact Arrangement	1A (SPSTNO)、1B(SPSTNC)、1C(SPDT(B-M))		
Contact Material	Ag·CdO Ag·SnO ₂ Ag·SnO ₂ ·In ₂ O ₃		
Contact Rating (resistive)	NO : 30A/240VAC,14VDC; NC:20A/240VAC ;30A/14VDC NO: 40A/250VAC,30VDC; NC:30A/250VAC,30VDC (0.9W)		
	Motor load: 2HP 250VAC ; 1.5HP 250V Lamp load: TV-5		
Max. Switching Power	1100W	7200VA	
Max. Switching Voltage	110VDC	250VAC	Max. Switching Current:40A
Contact Resistance or Voltage drop	≤30mΩ		Item 3.12 of IEC255-7
Operation life	Electrical	10 ⁵	Item 3.30 of IEC255-7
	Mechanical	10 ⁷	Item 3.31 of IEC255-7

Coil Parameter

AC Coil Parameter								
DASH NUMBERS	RATED VOLTAGE VAC		COIL RESISTANCE Ω±10%	PICK UP VOLTAGE VAC(max) (75%of rated voltage)	RELEASE VOLTAGE VAC(min) (30%of rated voltage)	COIL POWER	Operate Time ms	Release Time ms
	RATED	Max						
012AC	12	15.6	27	9.0	3.6	2VA	-	-
024AC	24	31.2	120	18.0	7.2			
110AC	110	143	2360	82.5	33.0			
120AC	120	156	3040	90.0	36.0			
220AC	220	286	13490	165.0	66.0			

- CAUTION:** 1.The use of any coil voltage less than the rated coil voltage will compromise the operation of the relay.
2.Pickup and release voltage are for test purposes only and are not to be used as design criteria.

003-900	3	3.9	10	2.25	0.3			
005-900	5	6.5	28	3.75	0.5			
006-900	6	7.8	40	4.50	0.6			
009-900	9	11.7	90	6.75	0.9			
012-900	12	15.6	160	9.00	1.2			
015-900	15	19.5	250	10.25	1.5	0.9	≤15	≤10
018-900	18	23.4	360	13.50	1.8			
024-900	24	31.2	640	18.00	2.4			
048-900	48	62.4	2560	36.00	4.8			
110-900	110	143	13445	82.50	11.0			
003-600	3	3.9	15	2.25	0.3			
005-600	5	6.5	42	3.75	0.5			
006-600	6	7.8	60	4.50	0.6			
009-600	9	11.7	135	6.75	0.9			
012-600	12	15.6	240	9.00	1.2			
015-600	15	19.5	375	10.25	1.5	0.6	≤15	≤10
018-600	18	23.4	540	13.50	1.8			
024-600	24	31.2	960	18.00	2.4			
048-600	48	62.4	3840	36.00	4.8			
110-600	110	143	20167	82.50	11.0			

CAUTION: 1.The use of any coil voltage less than the rated coil voltage will compromise the operation of the relay.
2.Pickup and release voltage are for test purposes only and are not to be used as design criteria.

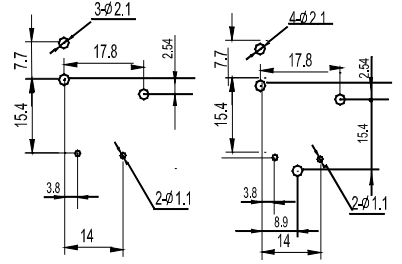
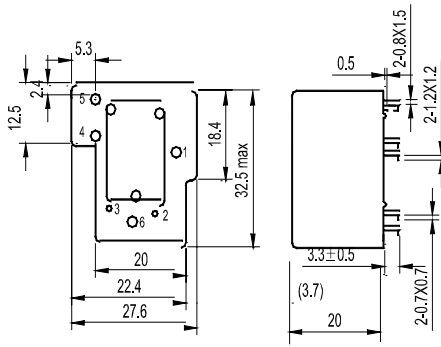
Operation condition

Insulation Resistance	1000M Ω min (at 500VDC)	Item 7 of IEC255-5
Dielectric Strength		
Between contacts	50Hz 1500V	Item 6 of IEC255-5
Between contact and coil	50Hz 2500V 4000V (without Pin 6)	Item 6 of IEC255-5
Shock resistance	200m/s ² 11ms	IEC68-2-27 Test Ea
Vibration resistance	10~55Hz double amplitude 1.5mm	IEC68-2-6 Test Fc
Terminals strength	10N	IEC68-2-21 Test Ua1
Solderability	235 \pm 2 C 3 \pm 0.5s	IEC68-2-20 Test Ta method 1
Ambient Temperature	-55~100 C -55~125 C	
Relative Humidity	85% (at 40 C)	IEC68-2-3 Test Ca
Mass	27g (Open type) 30g	

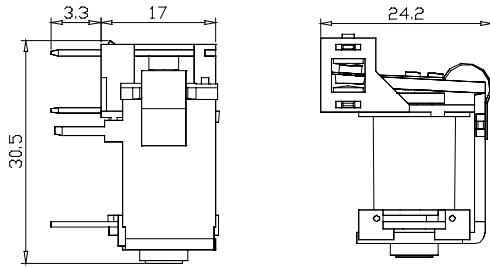
Qualification inspection:

Perform the qualification test as specified in the table IV of IEC255-19-1 and minimum sample size 24.

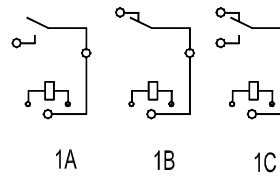
Dimensions (Unit: mm)



Mounting (Bottom views)



Dimensions



Wiring diagram (Bottom views)

mm	inch
0.5	0.020
0.7	0.027
0.8	0.031
1.1	0.043
1.2	0.047
1.5	0.059
2.1	0.083
2.4	0.094
2.54	0.100
3.3	0.130
3.7	0.146
3.8	0.150
5.3	0.209
7.7	0.303
8.9	0.350
12.5	0.492
14	0.551
15.4	0.606
17	0.669
17.8	0.701
18.4	0.724
20	0.787
22.4	0.882
24.2	0.953
27.6	1.087
30.5	1.201
32.5	1.279

NOTES 1).Dimensions are in millimeter.

2).Inch equivalents are given for general information only.

Reference Data

