

1 WATT UNREGULATED DC/DC CONVERTER

HL01U

FEATURES

- LOW COST
- INTERNAL FILTERING
- SURFACE MOUNT CONSTRUCTION
- TEMPERATURE RANGE: -25°C TO +70°C
- HIGH EFFICIENCY
- NON-CONDUCTIVE CASE
- SURFACE MOUNT PACKAGE (SMD)

DESCRIPTION

The HL01U Series offers an extensive selection of input and output voltages to choose from. These miniature, unregulated DC/DC converters come in 24-pin DIP and SMD packages. This small size is possible through the use of surface mount

manufacturing technologies.

The HL01U Series utilizes a 125KHz push-pull oscillator in the input stage with internal filtering to reduce the output noise.

The use of surface mount construction and automated manufacturing processes increase consistency and reliability while reducing overall cost.

ABSOLUTE MAXIMUM RATINGS

Internal Power Dissipation.....	30 Sec
Short Circuit Duration.....	Momentary*
Lead Temperature (soldering, 10 seconds max).....	+300°C

* Note: Refer to Reflow Profile for SMD Models.

ORDERING INFORMATION

Device Family	HL01U
HL Indicates DC/DC Converter	xx
Model Number	xx yz Y/Z /H
Where:	
xx = Input Voltage	
y = Number of Outputs (Single "S", Dual "D")	
zz = Output Voltage	
Package Option	
Screening Option	
DIP Package only	

ELECTRICAL SPECIFICATIONS

Specifications typical at $T_A = +25^\circ\text{C}$, nominal input voltage, rated output current unless otherwise specified.

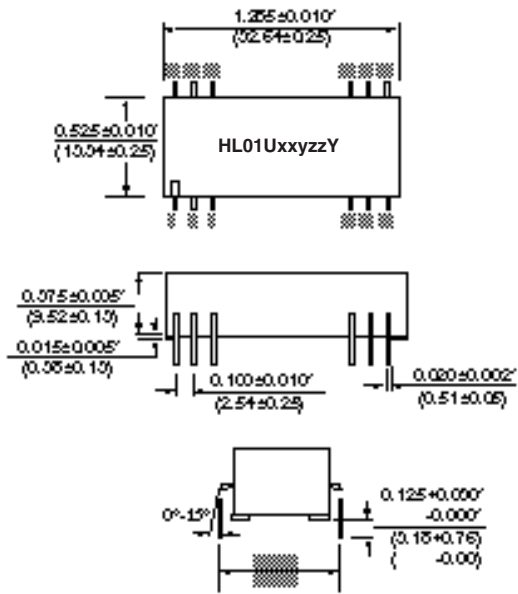
MODEL	NOMINAL INPUT (VDC)	RATED OUTPUT VOLTAGE (VDC)	RATED OUTPUT CURRENT (mA)	INPUT CURRENT		EFFICIENCY (%)
				RATED OUTPUT CURRENT (mA)	RATED LOAD NO LOAD (mA)	
HL01U05S05	5	5	200	30	300	70
HL01U05S12	5	12	83	30	260	74
HL01U05S15	5	15	67	30	260	74
HL01U12S05	12	5	200	25	120	67
HL01U12S12	12	12	83	25	120	70
HL01U12S15	12	15	67	25	120	70
HL01U15S05	15	5	200	20	100	67
HL01U15S12	15	12	83	20	100	70
HL01U15S15	15	15	67	20	100	70
HL01U24S05	24	5	200	15	65	67
HL01U24S12	24	12	83	15	65	70
HL01U24S15	24	15	67	15	65	70
HL01U05D05	5	± 5	± 100	30	300	70
HL01U05D12	5	± 12	± 41	30	260	74
HL01U05D15	5	± 15	± 33	30	260	74
HL01U12D05	12	± 5	± 100	25	120	67
HL01U12D12	12	± 12	± 41	25	120	70
HL01U12D15	12	± 15	± 33	25	120	70
HL01U15D05	15	± 5	± 100	20	100	67
HL01U15D12	15	± 12	± 41	20	100	70
HL01U15D15	15	± 15	± 33	20	100	70
HL01U24D05	24	± 5	± 100	15	65	67
HL01U24D12	24	± 12	± 41	15	65	70
HL01U24D15	24	± 15	± 33	15	65	70

COMMON SPECIFICATIONS

Specifications typical at $T_A = +25^\circ\text{C}$, nominal input voltage, rated output current unless otherwise specified.

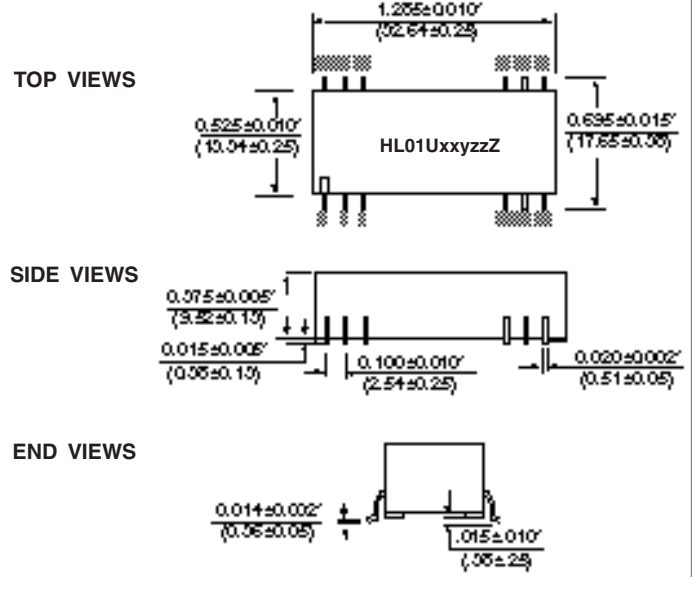
PARAMETER	CONDITIONS	MIN	TYP	MAX	UNITS
INPUT					
Voltage Range		4.5 10.8 13.5 22.6	5 12 15 24	5.5 13.2 16.5 26.4	VDC
Reflected Ripple Current			30	100	VDC mA _{p-p}
ISOLATION					
Rated Voltage		500			VDC
Test Voltage	60 Hz, 10 Seconds	500			V _{pk}
Resistance			1		G Ω
Capacitance			25		pF
Leakage Current	$V_{\text{ISO}} = 240\text{VAC}, 60\text{Hz}$		2		μArms
OUTPUT					
Rated Power			1		W
Voltage Setpoint Accuracy			± 3	± 5	%
Temperature Coefficient			± 0.02		%/ $^\circ\text{C}$
Ripple & Noise	BW = DC to 10MHz BW = 10Hz to 2MHz		50 10	100	mV _{p-p} mV _{rms}
Line Regulation	High Line to Low Line		1	± 1.5	%/%
Load Regulation					
5 Vout Models	25% Rated Load to Rated Load		± 5	± 10	%
All Others	10% Rated Load to Rated Load		± 3	± 10	%
GENERAL					
Switching Frequency			125		kHz
Package Weight			12		g
MTTF per MIL-HDBK-217, Rev. F	Circuit Stress Method				
Ground Benign	$T_A = +25^\circ\text{C}$ $T_A = +70^\circ\text{C}$		1100 550		kHr kHr
TEMPERATURE					
Specification		-25		+70	$^\circ\text{C}$
Operation		-40		+85	$^\circ\text{C}$
Storage		-40		+110	$^\circ\text{C}$

MECHANICAL Package/Pinout "Y" and "Z"



DIP PACKAGE

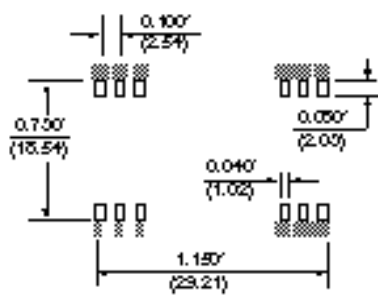
NU = Do Not Use.
 NC = No Internal Connection.
 Duplicate pin functions are internally connected.
 All dimensions are in inches (millimeters).
 GRID: 0.100 inches (2.54 millimeters)
 Typically Marked with: specific model ordered, date code, job code and Logo.



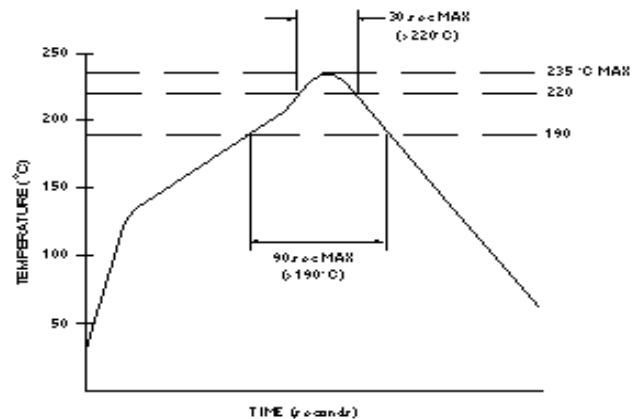
SMD PACKAGE

PIN CONNECTIONS		
PIN#	SINGLES	DUALS
1	+VIN	+VIN
2	NU	-VOUT
3	NU	Common
10	-VOUT	Common
11	+VOUT	+VOUT
12	-VIN	-VIN
13	-VIN	-VIN
14	+VOUT	+VOUT
15	-VOUT	Common
22	NU	Common
23	NU	-VOUT
24	+VIN	+VIN

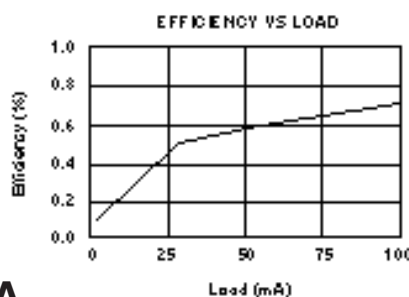
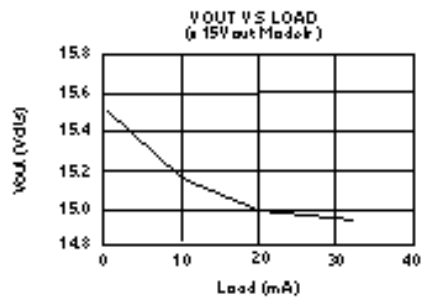
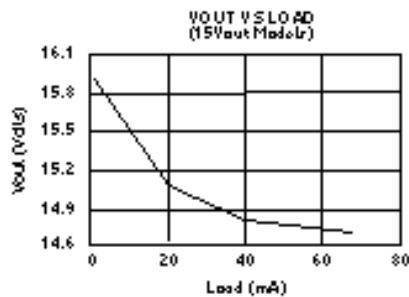
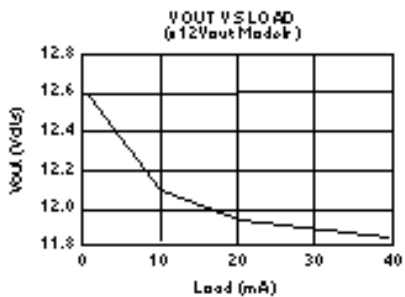
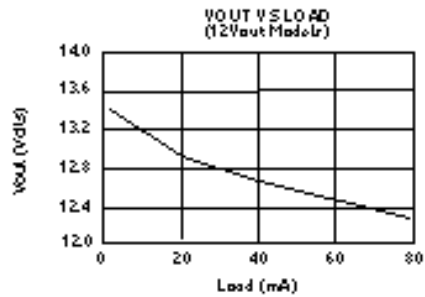
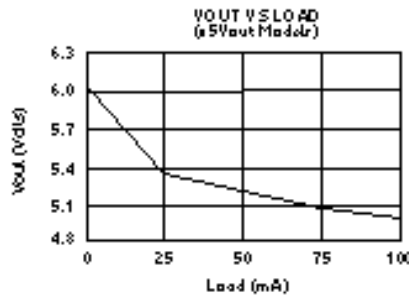
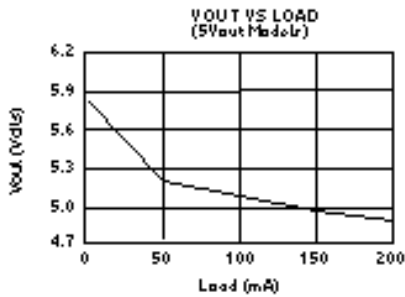
RECOMMENDED LAND PATTERN



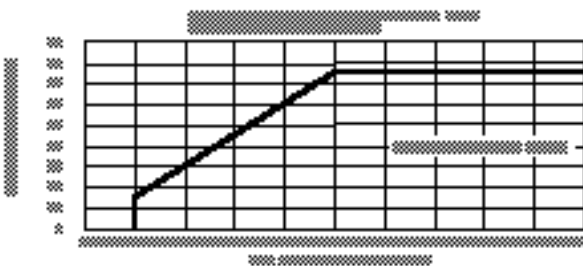
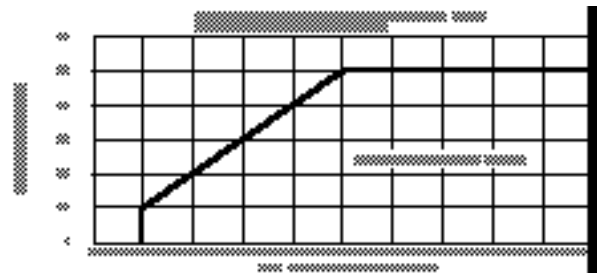
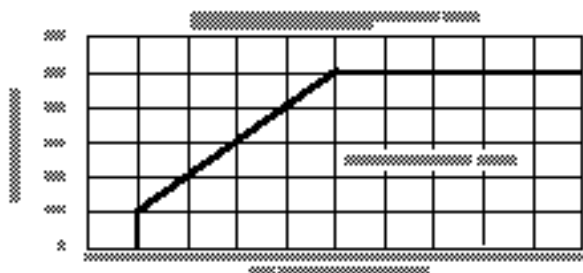
RECOMMENDED REFLOW PROFILE



TYPICAL PERFORMANCE CURVES



SAFE OPERATING AREA



NOTES:

- 1.) When operated within the SAFE OPERATING AREA as defined by the above curves, the output voltage of HL01U devices is guaranteed to be within 95% of its steady-state value within 100 milliseconds after the input voltage has reached 95% of its steady-state value.
- 2.) For dual output models, total load capacitance is the sum of the capacitances on the plus and minus outputs.



Murata Power Solutions, Inc.
 11 Cabot Boulevard, Mansfield, MA 02048-1151 U.S.A.
 Tel: (508) 339-3000 (800) 233-2765 Fax: (508) 339-6356
 www.murata-ps.com email: sales@murata-ps.com ISO 9001 & ISO 14001 REGISTERED

Murata Power Solutions, Inc. makes no representation that the use of its products in the circuits described herein, or the use of other technical information contained herein, will not infringe upon existing or future patent rights. The descriptions contained herein do not imply the granting of licenses to make, use, or sell equipment constructed in accordance therewith. Specifications are subject to change without notice.
 © 2008 Murata Power Solutions, Inc.

USA: Mansfield (MA), Tel: (508) 339 3000, email: sales@murata-ps.com
Canada: Toronto, Tel: (866) 740 1232, email: toronto@murata-ps.com
UK: Milton Keynes, Tel: +44 (0)1908 615232, email: mk@murata-ps.com
France: Montigny Le Bretonneux, Tel: +33 (0)1 34 60 01 01, email: france@murata-ps.com
Germany: München, Tel: +49 (0)89-544334-0, email: ped.munich@murata-ps.com
Japan: Tokyo, Tel: 3-3779-1031, email: sales_tokyo@murata-ps.com
 Osaka, Tel: 6-6354-2025, email: sales_osaka@murata-ps.com
China: Shanghai, Tel: +86 215 027 3678, email: shanghai@murata-ps.com
 Guangzhou, Tel: +86 208 221 8066, email: guangzhou@murata-ps.com
Singapore: Parkway Centre, Tel: +65 6348 9096, email: singapore@murata-ps.com