

PLEASE CHECK WWW.MOLEX.COM FOR LATEST PART INFORMATION

Part Number: [0009626035](#)
Status: **Active**
Description: 3.96mm (.156") Pitch KK® PC Board Connector, Top Entry, Nylon Connector, 5.0µm (200µ") Tin (Sn), 3 Circuits

Documents:

[3D Model](#) [Product Specification PS-08-50 \(PDF\)](#)
[Drawing \(PDF\)](#) [RoHS Certificate of Compliance \(PDF\)](#)

Agency Certification

UL E29179

General

Product Family PCB Receptacles
 Series [2145](#)
 Application Board-to-Board
 Product Name KK®

Physical

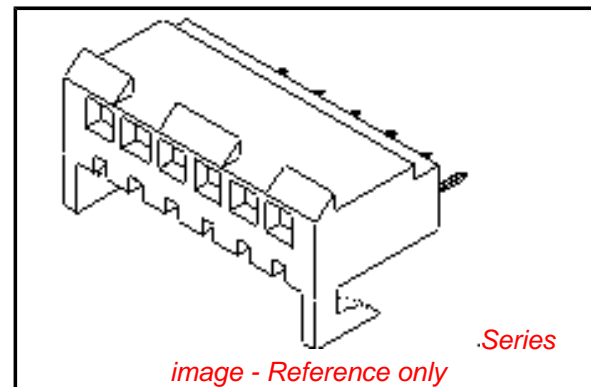
Circuits (Loaded) 3
 Color - Resin Natural
 Flammability 94V-2
 Glow-Wire Compliant No
 Lock to Mating Part Yes
 Material - Metal Phosphor Bronze
 Material - Plating Mating Tin
 Material - Plating Termination Tin
 Material - Resin Nylon
 Number of Rows 1
 Orientation Vertical
 PC Tail Length (in) 0.120 In
 PC Tail Length (mm) 3.05 mm
 PCB Locator No
 PCB Retention None
 PCB Thickness Recommended (in) 0.062 In
 PCB Thickness Recommended (mm) 1.60 mm
 Packaging Type Bag
 Pitch - Mating Interface (in) 0.156 In
 Pitch - Mating Interface (mm) 3.96 mm
 Plating min: Mating (µin) 200
 Plating min: Mating (µm) 5.00
 Plating min: Termination (µin) 200
 Plating min: Termination (µm) 5.00
 Polarized to PCB No
 Temperature Range - Operating 0°C to +75°C
 Termination Interface: Style Through Hole

Electrical

Current - Maximum per Contact 5A
 Voltage - Maximum 250V

Solder Process Data

Duration at Max. Process Temperature (seconds) 5
 Lead-free Process Capability Wave Capable (TH only)
 Max. Cycles at Max. Process Temperature 1
 Process Temperature max. C 235



EU RoHS

ELV and RoHS Compliant
REACH SVHC Contains SVHC: No
Halogen-Free Status

China RoHS



Not Reviewed

Need more information on product environmental compliance?

Email productcompliance@molex.com
 For a multiple part number RoHS Certificate of Compliance, [click here](#)

Please visit the [Contact Us](#) section for any non-product compliance questions.

Search Parts in this Series
[2145Series](#)

Material Info

Old Part Number

A-2145-CA03B-102

Reference - Drawing Numbers

Product Specification

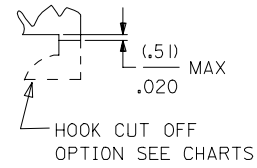
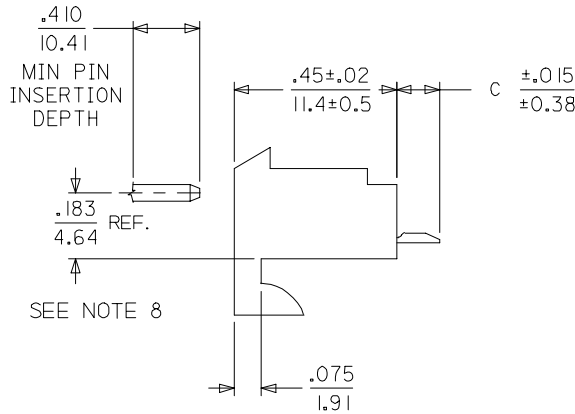
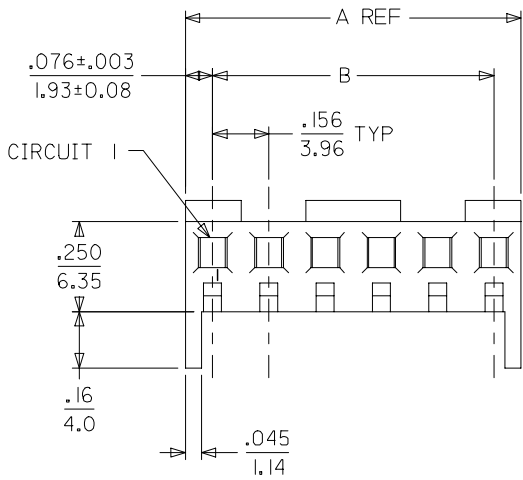
PS-08-50

Sales Drawing

SDA-2145-002

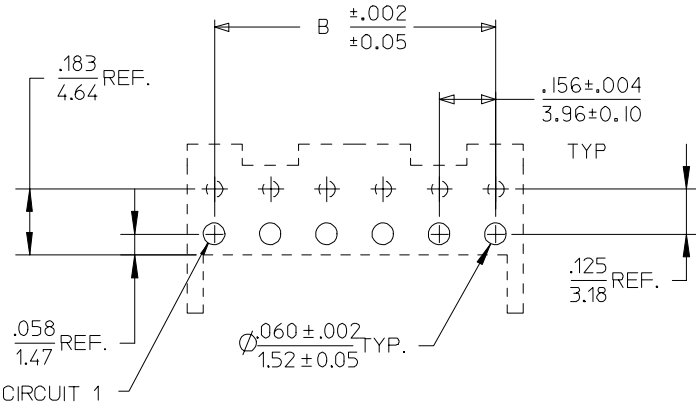
This document was generated on 04/14/2010

PLEASE CHECK WWW.MOLEX.COM FOR LATEST PART INFORMATION



- NOTES:
- HOUSING MATERIAL: NYLON, UL 94V-2
 - FINISH:
 - (909) = OVERALL HOT TIN DIP: .000100/0.00254 MIN.
 - (501) = OVERALL GOLD: .000020/0.00051 MIN.
 - OVERALL NICKLE UNDERPLATE: .000030/0.00076 MIN.
 - (102) = OVERALL TIN: .000200/0.00508 MIN.
 - OVERALL COPPER UNDERPLATE: .000100/0.00254 MIN.
 - (208) = SELECT GOLD: .000015/0.00038 MIN.
 - SELECT TIN: .000100/0.00254 MIN.
 - OVERALL NICKEL UNDERPLATE: .000050/0.00127 MIN.
 - PRODUCT SPECIFICATION: PS-08-50
 - PACKAGING INFO: SEE CHARTS
 - SOLDERABILITY SPECIFICATION: SMES-152
 - RIGHT ANGLE OPTIONS SEE DRAWING SDA-2145-001
 - BOTTOM ENTRY OPTIONS SEE DRAWING SDA-2145-003
 - .183/4.64 DIMENSION IS BOTTOM OF HOUSING TO CENTER OF MATING PIN AND DOES NOT REFLECT CENTER OF CONNECTOR HOUSING WINDOW DIMENSION.
 - THIS PART CONFORMS TO CLASS B REQUIREMENTS OF COSMETIC SPECIFICATION PS-45499-002.

CKT	A		B	
02	.308	7.82	.156±.005	3.96±0.13
03	.464	11.79	.312±.005	7.92±0.13
04	.620	15.75	.468±.005	11.89±0.13
05	.776	19.71	.624±.005	15.85±0.13
06	.932	23.67	.780±.005	19.81±0.13
07	1.088	27.64	.936±.010	23.77±0.25
08	1.244	31.60	1.092±.010	27.74±0.25
09	1.400	35.56	1.248±.010	31.70±0.25
10	1.556	39.52	1.404±.010	35.66±0.25
11	1.712	43.48	1.560±.010	39.62±0.25
12	1.868	47.45	1.716±.010	43.59±0.25
13	2.024	51.41	1.872±.010	47.55±0.25
14	2.180	55.37	2.028±.014	51.51±0.36
15	2.336	59.33	2.184±.014	55.47±0.36



PCB LAYOUT: COMPONENT SIDE
RECOMMENDED PCB THICKNESS: .062/1.57

2-4	Y1
1	Y4
SHT.	REV.

UPDATE PCB VIEW EC NO: UCP2007-2776 DRWN:PRIDDER 2007/05/02 CHKD:ADERR 2007/05/03 APPR:FSMITH 2007/05/07 Y4	DESCRIPTION REV	QUALITY SYMBOLS ▽=0 ▽=0	GENERAL TOLERANCES (UNLESS SPECIFIED)		DIMENSION STYLE IN/MM		SCALE ---	DESIGN UNITS INCH	THIRD ANGLE PROJECTION
		4 PLACES ± --- ± --- 3 PLACES ± --- ±.010 2 PLACES ±0.25 ±.014 1 PLACE ±0.36 ± ---	mm INCH	DRAWN BY DATE SAMIEC 2003/01/16	TITLE KK 156 HOUSING ASSY PC TAIL TOP ENTRY				
		ANGULAR ±1/2°		CHECKED BY DATE SAMIEC 2003/01/16	MOLEX MOLEX INCORPORATED				
		DRAFT WHERE APPLICABLE MUST REMAIN WITHIN DIMENSIONS		APPROVED BY DATE MARGULIS 2003/01/16	MATERIAL NO. SEE CHART	DOCUMENT NO. SDA-2145-002	SHEET NO. 1 OF 4		



KK 156 PCB ASSY 2-15 CKT

2145 TOP ENTRY SERIES

CATALOG PRODUCTS

OPTIONS	RAMPS	YES	RAMPS	YES
	HOOKS:	YES	HOOKS:	YES
	COLOR:	WHITE	COLOR:	WHITE
	MOLD VOID:	NONE	MOLD VOID:	NONE
	TERM MATL:	PHOS BRONZE	TERM MATL:	PHOS BRONZE
	CONTACT:	STANDARD	CONTACT:	STANDARD
	PC TAIL (C):	.120 / 3.05	PC TAIL (C):	.120 / 3.05
	PLT CODE:	102 – TIN	PLT CODE:	208 – 15 GOLD
	TERM VOID:	NONE	TERM VOID:	NONE
	PACKAGING:	TRAY PK-2145-001	PACKAGING:	TRAY PK-2145-001
Ckt	Material No	Material No		
2	09-62-6025	09-62-4029		
3	09-62-6035	09-62-4039		
4	09-62-6045	09-62-4049		
5	09-62-6055	09-62-4059		
6	09-62-6065	09-62-4069		
7	09-62-6075	09-62-4079		
8	09-62-6085	09-62-4089		
9	09-62-6095	09-62-4099		
10	09-62-6105	09-62-4109		
11	09-62-6115	09-62-4119		
12	09-62-6125	09-62-4129		
13	09-62-6135	09-62-4139		
14	09-62-6145	09-62-4149		
15	09-62-6155	09-62-4159		

REV: Y1	ADDA-2145-FANA501 UCP2005-0149 7/20/2004 SCHAFFER	TITLE: KK 156 PCB ASSY 2145 TOP ENTRY SERIES	SHEET No. - 2 -
DOCUMENT NUMBER: SDA-2145-002	CREATED / REVISED BY: SAMIEC	CHECKED BY: SAMIEC	APPROVED BY: MARGULIS



KK 156 PCB ASSY 2-15 CKT

2145 TOP ENTRY SERIES

CUSTOM PRODUCTS

OPTIONS	RAMPS	YES	RAMPS	YES	RAMPS	YES	RAMPS	YES
	HOOKS:	YES	HOOKS:	YES	HOOKS:	CUT OFF	HOOKS:	YES
	COLOR:	WHITE	COLOR:	WHITE	COLOR:	WHITE	COLOR:	WHITE
	MOLD VOID:	NONE	MOLD VOID:	NONE	MOLD VOID:	NONE	MOLD VOID:	NONE
	TERM MATL:	BRASS	TERM MATL:	BRASS	TERM MATL:	BRASS	TERM MATL:	BRASS
	CONTACT:	STANDARD	CONTACT:	STANDARD	CONTACT:	STANDARD	CONTACT:	STANDARD
	PC TAIL (C):	.120 / 3.05	PC TAIL (C):	.189 / 4.80	PC TAIL (C):	.120 / 3.05	PC TAIL (C):	.120 / 3.05
	PLT CODE:	102 – TIN	PLT CODE:	P909 – TIN	PLT CODE:	P909 – TIN	PLT CODE:	P909 – TIN
	TERM VOID:	NONE	TERM VOID:	NONE	TERM VOID:	NONE	TERM VOID:	NONE
	PACKAGING:	TRAY PK-2145-001	PACKAGING:	TRAY PK-2145-001	PACKAGING:	TRAY PK-2145-001	PACKAGING:	TRAY PK-2145-001
Ckt	Material No		Material No		Material No		Material No	
2	09-52-1023		09-52-1029				09-52-3023	
3	09-52-1033		09-52-1039		09-52-3034		09-52-3033	
4	09-52-1043		09-52-1049		09-52-3044		09-52-3043	
5	09-52-1053		09-52-1059		09-52-3054		09-52-3053	
6	09-52-1063		09-52-1069		09-52-3064		09-52-3063	
7	09-52-1073		09-52-1079				09-52-3073	
8	09-52-1083		09-52-1089		09-52-3089		09-52-3083	
9	09-52-1093		09-52-1099		09-52-3094		09-52-3093	
10	09-52-1103		09-52-1109				09-52-3103	
11	09-52-1113		09-52-1119				09-52-3113	
12	09-52-1123		09-52-1129				09-52-3123	
13	09-52-1133		09-52-1139				09-52-3133	
14	09-52-1143		09-52-1149				09-52-3143	
15	09-52-1153		09-52-1159				09-52-3153	

REV:	Y1	ADDA-2145-FANA501 UCP2005-0149 7/20/2004 SCHAFFER	TITLE:	KK 156 PCB ASSY 2145 TOP ENTRY SERIES	SHEET No.	- 3 -	
DOCUMENT NUMBER:	SDA-2145-002	CREATED / REVISED BY:	SAMIEC	CHECKED BY:	SAMIEC	APPROVED BY:	MARGULIS



KK 156 PCB ASSY 2-15 CKT

2145 TOP ENTRY SERIES

CUSTOM PRODUCTS

OPTIONS	RAMPS	NO	RAMPS	YES	RAMPS	YES	RAMPS	YES
	HOOKS:	CUT OFF	HOOKS:	YES	HOOKS:	YES	HOOKS:	CUT OFF
	COLOR:	WHITE	COLOR:	WHITE	COLOR:	WHITE	COLOR:	WHITE
	MOLD VOID:	NONE	MOLD VOID:	NONE	MOLD VOID:	NONE	MOLD VOID:	NONE
	TERM MATL:	BRASS	TERM MATL:	BRASS	TERM MATL:	PHOS BRONZE	TERM MATL:	BRASS
	CONTACT:	STANDARD	CONTACT:	STANDARD	CONTACT:	STANDARD	CONTACT:	STANDARD
	PC TAIL (C):	.120 / 3.05	PC TAIL (C):	.120 / 3.05	PC TAIL (C):	.120 / 3.05	PC TAIL (C):	.120 / 3.05
	PLT CODE:	P909 – TIN	PLT CODE:	208 – 15 GOLD	PLT CODE:	P909 – TIN	PLT CODE:	501-20 GOLD
	TERM VOID:	NONE	TERM VOID:	NONE	TERM VOID:	NONE	TERM VOID:	NONE
	PACKAGING:	TRAY PK-2145-001	PACKAGING:	TRAY PK-2145-001	PACKAGING:	TRAY PK-2145-001	PACKAGING:	TRAY PK-2145-001
Ckt	Material No		Material No		Material No		Material No	
2	09-52-1025		09-62-3023		09-52-2029			
3	09-52-1035		09-62-3033		09-52-2039			
4	09-52-1045		09-62-3043		09-52-2049			
5	09-52-1055		09-62-3053		09-52-2059			
6	09-52-1065		09-62-3063		09-52-2069		50-29-1694	
7	09-52-1075		09-62-3073		09-52-2079			
8	09-52-1085		09-62-3083		09-52-2089			
9	09-52-1095		09-62-3093		09-52-2099			
10	09-52-1105		09-62-3103		09-52-2109			
11	09-52-1115		09-62-3113		09-52-2119			
12	09-52-1125		09-62-3123		09-52-2129			
13	09-52-1135		09-62-3133		09-52-2139			
14	09-52-1145		09-62-3143		09-52-2149			
15	09-52-1155		09-62-3153		09-52-2159			

REV:	Y1	ADDA-2145-FANA501 UCP2005-0149 7/20/2004 SCHAFFER	TITLE: <h2 style="text-align: center;">KK 156 PCB ASSY</h2> <h2 style="text-align: center;">2145 TOP ENTRY SERIES</h2>	SHEET No. <h3 style="text-align: center;">- 4 -</h3>			
DOCUMENT NUMBER:	SDA-2145-002	CREATED / REVISED BY:	SAMIEC	CHECKED BY:	SAMIEC	APPROVED BY:	MARGULIS