

PLEASE CHECK WWW.MOLEX.COM FOR LATEST PART INFORMATION

Part Number: **0521470210**
Status: **Active**
Description: 2.00mm (.079") Pitch Wire Trap, Pull-Cover Style, Vertical, 2 Circuits

Documents:

[3D Model](#) [Product Specification PS-52147-001 \(PDF\)](#)
[Drawing \(PDF\)](#) [RoHS Certificate of Compliance \(PDF\)](#)

Agency Certification

UL E29179

General

Product Family Ribbon Cable / Wire Trap Connectors
 Series [52147](#)
 Comments Pull-Cover
 Component Type One Piece
 Glow-Wire Compliant No
 Product Name Board-In, Wire Trap

Physical

Circuits (Loaded) 2
 Entry Angle Vertical
 Flammability 94V-0
 Lock to Mating Part None
 Material - Metal Phosphor Bronze
 Material - Plating Mating Tin
 Material - Plating Termination Tin
 Number of Rows 1
 PCB Retention Yes
 PCB Thickness Recommended (in) 0.062 In
 PCB Thickness Recommended (mm) 1.60 mm
 Packaging Type Tray
 Pitch - Mating Interface (in) 0.079 In
 Pitch - Mating Interface (mm) 2.00 mm
 Plating min: Mating (µin) 36
 Plating min: Mating (µm) 0.90
 Plating min: Termination (µin) 36
 Plating min: Termination (µm) 0.90
 Polarized to Mating Part N/A
 Polarized to PCB No
 Stackable No
 Surface Mount Compatible (SMC) No
 Temperature Range - Operating -40°C to +105°C
 Termination Interface: Style Through Hole - Kinked Pin
 Wire Insulation Diameter 1.60mm (.063") max.
 Wire Size AWG 26
 Wire/Cable Type Ribbon Cable

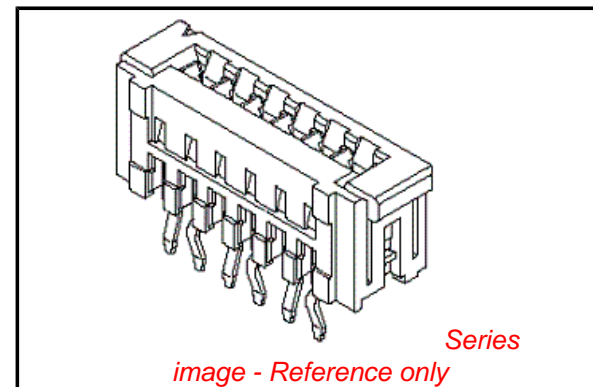
Electrical

Current - Maximum per Contact 2A
 Voltage - Maximum 150V

Material Info

Reference - Drawing Numbers

Product Specification PS-52147-001, RPS-52147-001, RPS-52147-002, RPS-52147-003, RPS-52147-004



EU RoHS

ELV and RoHS Compliant
REACH SVHC Contains SVHC: No
Halogen-Free Status

China RoHS



Not Reviewed

Need more information on product environmental compliance?

Email productcompliance@molex.com
 For a multiple part number RoHS Certificate of Compliance, [click here](#)

Please visit the [Contact Us](#) section for any non-product compliance questions.

Search Parts in this Series

[52147Series](#)

Mates With

N/A

Use With

Topcoated ribbon cable

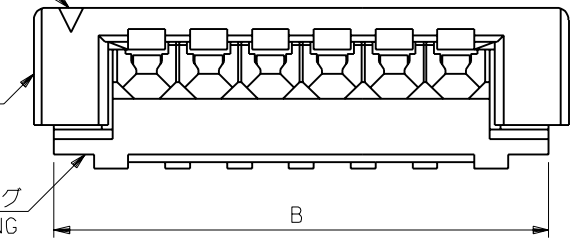
This document was generated on 04/16/2010

PLEASE CHECK WWW.MOLEX.COM FOR LATEST PART INFORMATION

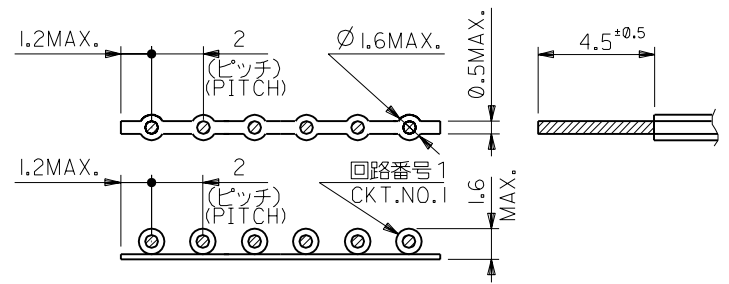
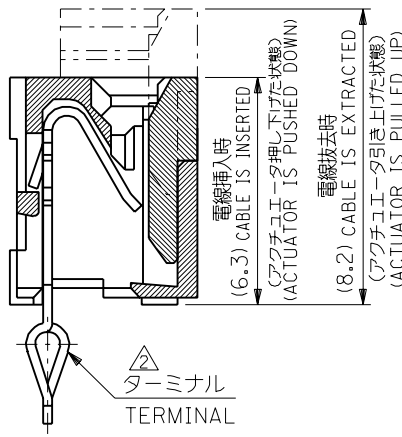
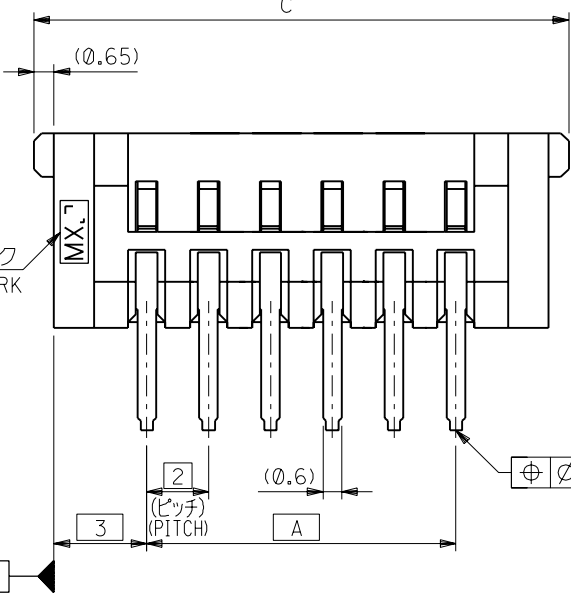
回路番号1用マーク
CKT.NO.1 MARK

アクチュエータ
ACTUATOR

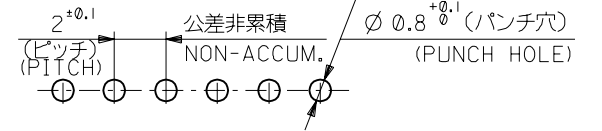
ハウジング
HOUSING



トレードマーク
TRADE MARK



電線適合寸法
APPLICABLE WIRE



基板取付穴推奨寸法 (t=1.6)
RECOMMENDED P.C.BOARD DIM.

39.3	38	32	52147-1710	17
37.3	36	30	-1610	16
35.3	34	28	-1510	15
33.3	32	26	-1410	14
31.3	30	24	-1310	13
29.3	28	22	-1210	12
27.3	26	20	-1110	11
25.3	24	18	-1010	10
23.3	22	16	-0910	9
21.3	20	14	-0810	8
19.3	18	12	-0710	7
17.3	16	10	-0610	6
15.3	14	8	-0510	5
13.3	12	6	-0410	4
11.3	10	4	-0310	3
9.3	8	2	52147-0210	2
C	B	A	ENG.NO.	極致 CMT.

注記
NOTES

- 1 使用材料 : MATERIAL
ハウジング : PBT (ガラス繊維入), UL94V-0. (白)
HOUSING : PBT (GLASS FILLED), UL94V-0. (WHITE)
アクチュエータ : PBT (ガラス繊維入), UL94V-0. (白)
ACTUATOR : PBT (GLASS FILLED), UL94V-0. (WHITE)
ターミナル : リン青銅、錫メッキ (t=0.25)
TERMINAL : PHOS-BRO, PRE-TINNED (t=0.25)
- △ 2極のみキンク無しとする。
FOR CKT 2 MUST NOT BE KINK

材料 MATERIAL		注記参照 SEE NOTES		MOLEX-JAPAN CO.,LTD. 日本モレックス株式会社	
仕上げ FINISH		適用電線範囲 WIRE RANGE (錫コート線) (TOP-COAT WIRE)		REVISE ONLY ON CAD SYSTEM	
被覆外径 INS. RANGE		図中参照 SEE DRAWING		TITLE 名称 2.0 NEW MINI WIRE TRAP CONN.(ST.)	
DRAWN BY '94/9/28 T.NIITSU		CHK'D BY '94/9/28 Y.M.H.HIRAMOTO		DWG. NO. SD-52147-**-10	
REVISED BY '94/9/28 M.FUKUSHIMA		SCALE		REV C	

角度 ANGLE	±3°
30以上 OVER	±0.3
10以上 OVER 30未滿 UNDER	±0.25
未滿 UNDER	±0.2

記号 LTR	変更内容 REVISION RECORD	DR. CHK.	日付 DATE
C	再作図と変更 (J4079)II REDRAWN & REVISED	T.N. H.H.	'94/9/28