

PLEASE CHECK WWW.MOLEX.COM FOR LATEST PART INFORMATION

Part Number: [0022438044](#)
Status: **Active**
Description: 2.50mm (.098") Pitch SPOX™ Header, Shrouded, In-line Footprint, 4 Circuits, Yellow

Documents:

[3D Model](#) [Product Specification PS-42219-0001 \(PDF\)](#)
[Drawing \(PDF\)](#) [RoHS Certificate of Compliance \(PDF\)](#)

Agency Certification

CSA LR19980
 UL E29179

General

Product Family PCB Headers
 Series [42267](#)
 Application Wire-to-Board
 Product Name SPOX™

Physical

Breakaway No
 Circuits (Loaded) 4
 Circuits (maximum) 4
 Durability (mating cycles max) 25
 Flammability 94V-0
 Glow-Wire Compliant No
 Lock to Mating Part None
 Material - Plating Mating Tin
 Number of Rows 1
 Orientation Vertical
 PC Tail Length (in) 0.130 In
 PC Tail Length (mm) 3.30 mm
 PCB Locator No
 PCB Retention Yes
 PCB Thickness Recommended (in) 0.062 In
 PCB Thickness Recommended (mm) 1.60 mm
 Packaging Type Bag
 Pitch - Mating Interface (in) 0.098 In
 Pitch - Mating Interface (mm) 2.50 mm
 Polarized to Mating Part Yes
 Polarized to PCB No
 Shrouded Partial
 Stackable No
 Temperature Range - Operating 0°C to +75°C
 Termination Interface: Style Through Hole

Electrical

Current - Maximum per Contact 3A
 Voltage - Maximum 250V

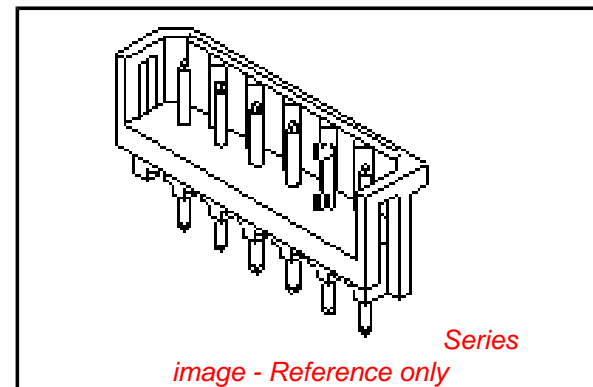
Solder Process Data

Lead-free Process Capability Wave Capable (TH only)
 Process Temperature max. C 230

Material Info

Reference - Drawing Numbers

Application Specification AS-42249-001



EU RoHS

China RoHS

Compliance Status

Not Reviewed

REACH SVHC

Not Reviewed

Halogen-Free

Status

Not Reviewed

Need more information on product environmental compliance?

Email productcompliance@molex.com
 For a multiple part number RoHS Certificate of Compliance, [click here](#)

Please visit the [Contact Us](#) section for any non-product compliance questions.

Search Parts in this Series

[42267Series](#)

Mates With

[42219](#)

This document was generated on 06/08/2010

PLEASE CHECK WWW.MOLEX.COM FOR LATEST PART INFORMATION

6

5

4

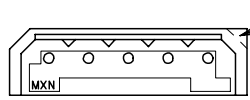
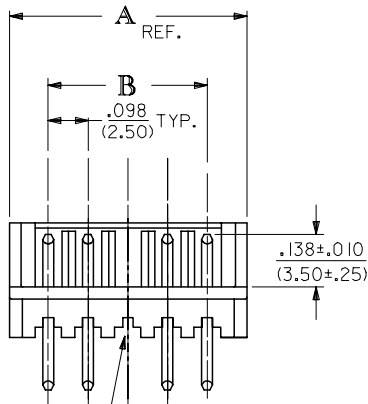
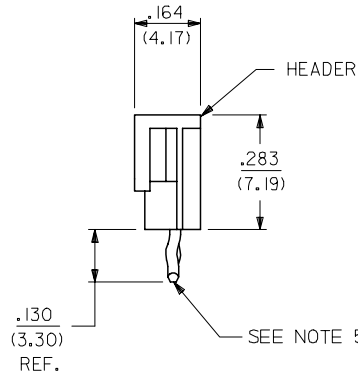
3

2

1

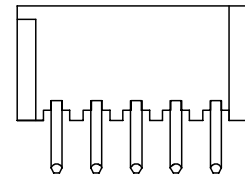
NOTES:

- MATERIAL : HEADER: POLYESTER, GLASS FILLED,
PIN : BRASS
- FINISH:
100 MICROINCHES (2.54 MICROMETERS) MIN. TIN OVER
50 MICROINCHES (1.27 MICROMETERS) MIN. NICKEL UNDERPLATE.
- PARTS CONFORM TO PRODUCT SPECIFICATION PS-42219-0001.
- PACKAGING: SEE LEGEND.
- KINK DIRECTION:
2 THROUGH 7 CKTS: ADJACENT PINS KINKED IN
OPPOSING DIRECTIONS.
8 THROUGH 15 CKTS: TWO END PINS ON EACH END
KINKED IN THE SAME DIRECTION.
CENTER PINS WITHOUT KINKS.
- PARTS CONFORM TO CLASS 'B' REQUIREMENTS OF COSMETIC
SPEC PS-45499-002.

CIRCUIT NO. 1
IDENTIFIERVOIDED CKT
SEE CHART FOR LOCATION

HEADER

SEE NOTE 5.



NO. OF CKTS.	KINK LOCATION	DIM. A	DIM. B
2	1,2	.292 / (7.42)	.098 / (2.50)
3	1,2,3	.391 / (9.92)	.197 / (5.00)
4	1,2,3,4	.489 / (12.42)	.295 / (7.50)
5	1,2,3,4,5	.587 / (14.92)	.394 / (10.00)
6	1,2,3,4,5,6	.685 / (17.40)	.492 / (12.50)
7	1,2,3,4,5,6,7	.783 / (19.90)	.591 / (15.00)
8	1,2,7,8	.882 / (22.40)	.689 / (17.50)
9	1,2,8,9	.980 / (24.90)	.787 / (20.00)
10	1,2,9,10	1.079 / (27.40)	.886 / (22.50)
11	1,2,10,11	1.177 / (29.90)	.984 / (25.00)
12	1,2,11,12	1.276 / (32.40)	1.083 / (27.50)
13	1,2,12,13	1.374 / (34.90)	1.181 / (30.00)
14	1,2,13,14	1.472 / (37.40)	1.280 / (32.50)
15	1,2,14,15	1.571 / (39.90)	1.378 / (35.00)

.098±.002
(2.50±.05) TYP.

CIRCUIT 1

.037±.002
(0.94±.05) DIA.PCB HOLE LAYOUT: COMPONENT SIDE
RECOMMENDED PCB THICKNESS: .062 / (1.57)

A-42267-N*-*-*

NO OF CKTS ↑ ↑ ↑ ↑ ↑

HOUSING NO. ↑ ↑ ↑ ↑ ↑

VOID LOCATION ↑ ↑ ↑ ↑ ↑

PACKAGING METHOD

BLANK=STD BULK PACK

A=PER PK-40873-0069

ADD NOTE 6 EC NO: UCP2007-2798 DRWN:MKIPPER 2007/05/02 CHKD:AEHAG 2007/05/04 APPR:FSMTH 2007/05/23	DESCRIPTION	QUALITY SYMBOLS	GENERAL TOLERANCES (UNLESS SPECIFIED)		DIMENSION STYLE IN/MM		SCALE	DESIGN UNITS	THIRD ANGLE PROJECTION
		$\blacktriangledown = 0$ $\triangleleft = 0$	mm	INCH	DRAWN BY	DATE	TITLE	METRIC	
REV Q2	DRAFT WHERE APPLICABLE MUST REMAIN WITHIN DIMENSIONS	4 PLACES	± ---	± ---	GUZIK	01/17/89	2.5 MM HEADER ASSEMBLY	MOLEX INCORPORATED	
		3 PLACES	± ---	± .010	CHECKED BY	DATE			
		2 PLACES	± 0.25	± .014	EDGLE	01/17/89			
		1 PLACE	± 0.36	± ---	APPROVED BY	DATE			
		ANGULAR ± 1/2°			LENZ	01/17/89			
					MATERIAL NO.	SEE CHART	DOCUMENT NO.	SHEET NO.	
					SIZE	A	SDA-42267-*	1 OF 4	
THIS DRAWING CONTAINS INFORMATION THAT IS PROPRIETARY TO MOLEX INCORPORATED AND SHOULD NOT BE USED WITHOUT WRITTEN PERMISSION									

5

4

3

2

1

A-42267-NA-*				A-42267-NB-*				A-42267-NC-*			
OPTIONS	HOUSING	42249-N		OPTIONS	HOUSING	42249-NA		OPTIONS	HOUSING	42249-NB	
	COLOR	NATURAL			COLOR	BLUE			COLOR	BROWN	
	PIN NO	45613-0006			PIN NO	45613-0006			PIN NO	45613-0006	
	PLATING	154			PLATING	154			PLATING	154	
Ckt	Material No	Engineering No	Void Ckts	Ckt	Material No	Engineering No	Void Ckts	Ckt	Material No	Engineering No	Void Ckts
2	22-43-8020	A-42267-2A		2	22-43-8023	A-42267-2B		2	50-34-8534	A-42267-2C	
3	22-43-8030	A-42267-3A		3	22-43-8033	A-42267-3B		3		A-42267-3C	
4	22-43-8040	A-42267-4A		4		A-42267-4B		4		A-42267-4C	
5	22-43-8050	A-42267-5A		5		A-42267-5B		5		A-42267-5C	
6	22-43-8060	A-42267-6A		6	22-43-8063	A-42267-6B		6		A-42267-6C	
7	22-43-8070	A-42267-7A		7		A-42267-7B		7		A-42267-7C	
8	22-43-8080	A-42267-8A		8		A-42267-8B		8		A-42267-8C	
9	22-43-8090	A-42267-9A		9		A-42267-9B		9		A-42267-9C	
10	22-43-8100	A-42267-10A		10	22-43-8103	A-42267-10B		10		A-42267-10C	
11	22-43-8110	A-42267-11A		11		A-42267-11B		11		A-42267-11C	
12	22-43-8120	A-42267-12A		12		A-42267-12B		12		A-42267-12C	
13	22-43-8130	A-42267-13A		13		A-42267-13B		13		A-42267-13C	
14	22-43-8140	A-42267-14A		14		A-42267-14B		14		A-42267-14C	
15	22-43-8150	A-42267-15A		15		A-42267-15B		15		A-42267-15C	
		A-42267-10A-6	6								
		A-42267-15A-3	3								
		A-42267-7A-2	2								
	22-44-8030	A-42267-3A-2	2								

REV: Q1	ECR/ECN INFORMATION: EC NO: UCP2007-1449 DATE: 12/19/2006	TITLE: 2.5 MM HEADER ASSEMBLY	SHEET No. - 2 -
DOCUMENT NUMBER: SDA-42267-*		CREATED / REVISED BY: ELHAG	CHECKED BY: LSCHMIDT
		APPROVED BY: FSMITH	

A-42267-ND-*				A-42267-NE-*				A-42267-NF-*				
OPTIONS	HOUSING	42249-NR		OPTIONS	HOUSING	42249-NC		OPTIONS	HOUSING	42249-ND		
	COLOR	RED			COLOR	ORANGE			COLOR	YELLOW		
	PIN NO	45613-0006			PIN NO	45613-0006			PIN NO	45613-0006		
	PLATING	154			PLATING	154			PLATING	154		
Ckt	Material No	Engineering No	Void Ckts	Ckt	Material No	Engineering No	Void Ckts	Ckt	Material No	Engineering No	Void Ckts	
2	22-43-8021	A-42267-2D		2	22-43-8025	A-42267-2E		2	22-43-8024	A-42267-2F		
3	22-43-8031	A-42267-3D		3	22-43-8035	A-42267-3E		3	22-43-8034	A-42267-3F		
4	22-43-8041	A-42267-4D		4	22-43-8045	A-42267-4E		4	22-43-8044	A-42267-4F		
5	22-43-8051	A-42267-5D		5	22-43-8055	A-42267-5E		5	22-43-8054	A-42267-5F		
6	22-43-8061	A-42267-6D		6	22-43-8065	A-42267-6E		6	22-43-8064	A-42267-6F		
7	22-43-8071	A-42267-7D		7	22-43-8075	A-42267-7E		7		A-42267-7F		
8	22-43-8081	A-42267-8D		8	22-43-8085	A-42267-8E		8		A-42267-8F		
9	22-43-8091	A-42267-9D		9	22-43-8095	A-42267-9E		9		A-42267-9F		
10	22-43-8101	A-42267-10D		10	22-43-8105	A-42267-10E		10	22-43-8104	A-42267-10F		
11	22-43-8111	A-42267-11D		11	22-43-8115	A-42267-11E		11		A-42267-11F		
12	22-43-8121	A-42267-12D		12	22-43-8125	A-42267-12E		12		A-42267-12F		
13	22-43-8131	A-42267-13D		13	22-43-8135	A-42267-13E		13		A-42267-13F		
14	22-43-8141	A-42267-14D		14	22-43-8145	A-42267-14E		14		A-42267-14F		
15	22-43-8151	A-42267-15D		15	22-43-8155	A-42267-15E		15		A-42267-15F		
REV:	ECR/ECN INFORMATION:			TITLE:							SHEET No.	
Q1	EC NO: UCP2007-1449			2.5 MM HEADER ASSEMBLY							- 3 -	
	DATE: 12/19/2006											
DOCUMENT NUMBER:				CREATED / REVISED BY:			CHECKED BY:			APPROVED BY:		
SDA-42267-*				ELHAG			LSCHMIDT			FSMITH		

A-42249-NG-*				A-42249-NH-*				A-42249-NA-(154)				
OPTIONS	HOUSING	42249-NE		OPTIONS	HOUSING	42249-NG		OPTIONS	HOUSING	42249-N		
	COLOR	GREEN			COLOR	GREY			COLOR	NATURAL		
	PIN NO	45613-0006			PIN NO	45613-0006			PIN NO	45613-0006		
	PLATING	154			PLATING	154			PLATING	154		
Ckt	Material No	Engineering No	Void Ckts	Ckt	Material No	Engineering No	Void Ckts	Ckt	Material No	Engineering No	Void Ckts	
2	22-43-8026	A-42267-2G		2	22-43-8022	A-42267-2H		2	50-34-9252	A-42267-02A-(154)		
3	22-43-8036	A-42267-3G		3	22-43-8032	A-42267-3H		3	50-34-9253	A-42267-03A-(154)		
4	22-43-8046	A-42267-4G		4		A-42267-4H		4	50-34-9254	A-42267-04A-(154)		
5	22-43-8056	A-42267-5G		5		A-42267-5H		5	50-34-9255	A-42267-05A-(154)		
6	22-43-8066	A-42267-6G		6	22-43-8062	A-42267-6H		6	50-34-9256	A-42267-06A-(154)		
7	22-43-8076	A-42267-7G		7		A-42267-7H		7	50-34-9257	A-42267-07A-(154)		
8	22-43-8086	A-42267-8G		8		A-42267-8H		8	50-34-9258	A-42267-08A-(154)		
9	22-43-8096	A-42267-9G		9		A-42267-9H		9	50-34-9259	A-42267-09A-(154)		
10	22-43-8106	A-42267-10G		10		A-42267-10H		10	50-34-9260	A-42267-10A-(154)		
11	22-43-8116	A-42267-11G		11		A-42267-11H		11	50-34-9261	A-42267-11A-(154)		
12	22-43-8126	A-42267-12G		12		A-42267-12H		12	50-34-9262	A-42267-12A-(154)		
13	22-43-8136	A-42267-13G		13		A-42267-13H		13	50-34-9263	A-42267-13A-(154)		
14	22-43-8146	A-42267-14G		14		A-42267-14H		14	50-34-9264	A-42267-14A-(154)		
15	22-43-8156	A-42267-15G		15		A-42267-15H		15	50-34-9265	A-42267-15A-(154)		
	22-448076	A-42267-07G-3	3									
REV: Q1	ECR/ECN INFORMATION: EC NO: UCP2007-1449 DATE: 12/19/2006			TITLE: 2.5 MM HEADER ASSEMBLY							SHEET No. - 4 -	
DOCUMENT NUMBER: SDA-42267-*				CREATED / REVISED BY: ELHAG			CHECKED BY: LSCHMIDT			APPROVED BY: FSMITH		