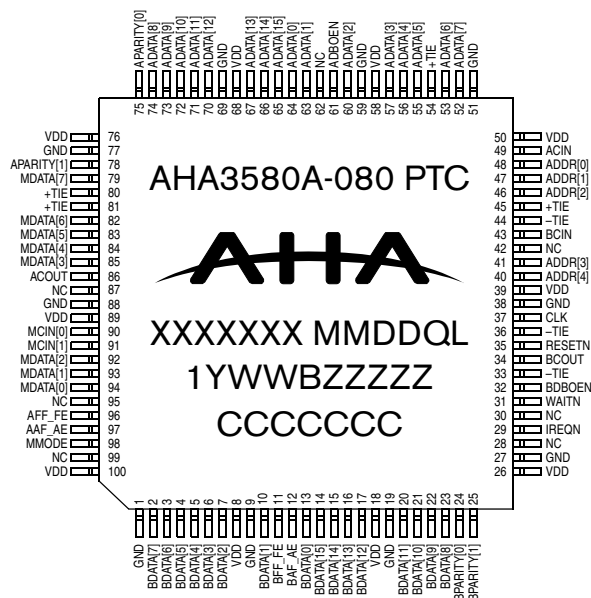


AHA3580

80 MBYTES/SEC ALDC DATA COMPRESSION COPROCESSOR IC

The AHA3580 is a single-chip CMOS lossless compression and decompression integrated circuit. The device implements the ALDC compression algorithm defined by various industry standards. This algorithm is also known as Adaptive Lossless Data Compression.

The device compresses, decompresses or passes data through. Flexible interfaces connect directly with various microprocessors and DMA devices used in tape drive systems including SCSI and Fiber Controllers. Content Addressable Memory within the ALDC engine eliminates external SRAMs typically required for dictionary storage in a compression system.



Note: XXXXXXX = IBM part number
MM = Module Mfg. location; DD = Device Mfg. location
QL = Qualification Level
1YWWBZZZZZ = IBM assembly date code & module lot no.
CCCCCCC = Country of Origin

FEATURES

PERFORMANCE:

- 80 MBytes/sec data compression, decompression or pass-through rate with a single 80 MHz clock
- 2:1 average compression ratio
- A four byte *Record Length* register allows record lengths up to 4 gigabytes
- Four byte *Record Count* register allows multiple record transfers
- Error checking in decompression mode reportable via an interrupt

FLEXIBILITY:

- Polled or interrupt driven I/O
- Port A/B DMA interfaces include FAS466, FAS440 and AIC-43C97C
- Programmable polarity for DMA control signals
- DMA FIFO access via microprocessor port at Port A Interface

SYSTEM INTERFACE:

- Single-chip data compression solution
- Programmable Interrupts
- Interfaces directly with industry standard SCSI chips

OTHERS:

- Open standard ALDC adaptive lossless compression algorithm
- Complies to QIC-154, ECMA 222, ANSI X3.280-1996 and ISO 15200 standard specifications
- Algorithm compatible to IBM ALDC1-20S-HA, IBM ALDC1-20S-LP and AHA3520
- 100 pin package in 14 mm × 14 mm TQFP body
- Low power 3.3 Volt device

APPLICATIONS

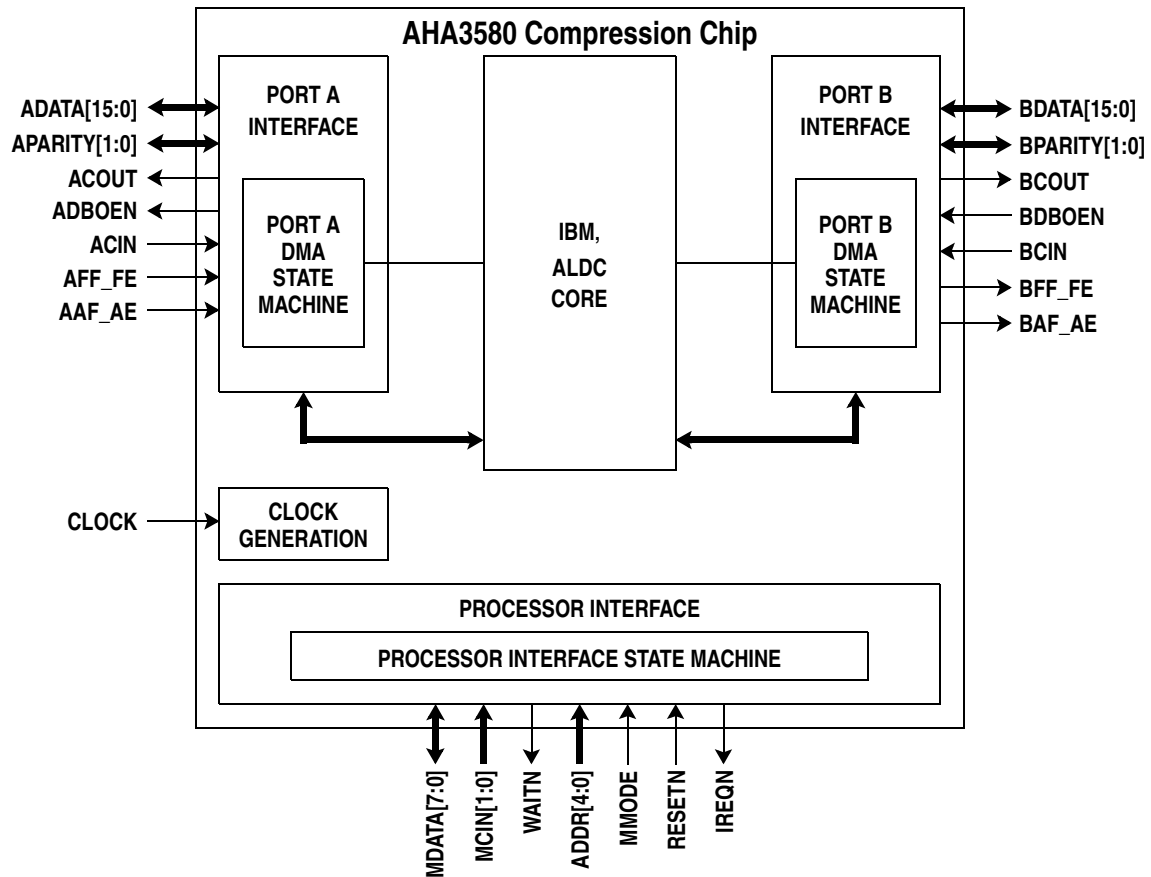
- Tape drives
- Network communications – wired and wireless



*Request the AHA3580 product specification for complete details

IBM is a registered trademark of IBM.

Figure 1: AHA3580 Block Diagram



IBM is a registered trademark of IBM.

FUNCTIONAL DESCRIPTION

Major blocks in this device are the Microprocessor Interface, Port A Interface, Port B Interface, and the Compression/Decompression Engine. The Microprocessor Interface provides status and control information by register access. Port A and Port B Interfaces are DMA ports configurable for polarity, handshaking modes, and other options. The operating mode establishes the direction of both the Port A and Port B Interfaces. Compression or Compression Pass Through sets the Port A Interface as an input and the Port B Interface as an output. Conversely Decompression or Decompression Pass Through sets the Port A Interface as an output and the Port B Interface as an input. Decompression Output Disabled mode allows the device to decompress a block of data up to a predetermined point while dumping the uncompressed data, then automatically begin outputting the remaining uncompressed data in that block or record.

A four byte Record Length and four byte Record Count registers allow the user to partition the data into multiple records to process. Compression Pass Through mode and

Decompression Pass Through modes allow data transfers through the device without changing the data. Both the Port A Interface and Port B Interface have 16-byte FIFOs. Port A and Port B have two selectable DMA modes, FAS466 and AIC-43C97C. FAS466 mode operates as slave on Port A and master on Port B. The AIC-43C97C mode is, more explicitly, SCSI initiator synchronous mode and operates as master on Port A and slave on Port B.

THE ALDC COMPRESSION ALGORITHM

The ALDC (Adaptive Lossless Data Compression) algorithm is one variant of the LZ1 (Lempel-Ziv 1) class of data compression algorithms, first proposed by Abraham Lempel and Jacob Ziv in 1977.

LZ1 algorithms achieve compression by building and maintaining a data structure, called a HISTORYBUFFER. An LZ1 encode process and an LZ1 decode process both initialize this structure to the same known state, and update it in an identical fashion. The encoder does this using the input data it receives for compression, while the decoder generates an identical data stream as its output, which it also uses for the update process.

The compression process consists of examining the incoming data stream to identify any sequences or strings of data bytes which already exist in the encoder history. If an identical such history is available to a decoder, this matching string can be encoded and output as a 2 element COPYPOINTER, containing a byte count and history location. It is then possible for a decoder to reproduce this string exactly, by copying it from the given location in its own history. If the COPYPOINTER can be encoded in fewer bits of information than required for the data string it specifies, compression is achieved.

If an incoming byte of data does not form part of a matching string, a LITERAL, containing this embedded value, is encoded and then output to explicitly represent this byte.

A decoder performs the inverse operation by first parsing a compressed data stream into LITERALS and COPYPOINTERS for processing.

ALDC is a lossless algorithm, insuring that the decompressed data output is exactly the same as the uncompressed data input. QIC-154 Development Standard describes this industry standard algorithm in detail.

PORT A AND PORT B CONFIGURATION

Port A and Port B are 16-bit bidirectional data ports with parity checking and generation. The ports are controlled by the configuration registers ACNF[15:0] and BCNF[15:0], and polarity registers APOL[7:0] and BPOL[7:0].

Table 1: Port A Interface Signals

SIGNAL NAME	AIC-43C97C	FAS466	APOL bit	DIRECTION
ACIN	DACKA	DREQA	7	I
ACOUT	DREQA	DACKA	5	O
ADBOEN	deasserted	ADBOEN	3	O
AFF_FE	not used	AFF_FE	1	I
AAF_AE	not used	AAF_AE	0	I

Table 2: Port B Interface Signals

SIGNAL NAME	FAS466	AIC-43C97C	BPOL bit	DIRECTION
BCIN	DACKB	DREQB	7	I
BCOUT	DREQB	DACKB	5	O
BDBOEN	BDBOEN	deasserted	3	I
BFF_FE	BFF_FE	not used	1	O
BAF_AE	BAF_AE	not used	0	O

SYSTEMS APPLICATIONS

A typical application for the AHA3580 is the implementation of data compression in a tape drive system. An in-line architecture is employed in this system.

The in-line application inserts compression directly between the host and the system data buffer. There is no direct connection between the buffer and the host. For compression, data flows from the host, through the bus controller and into the AHA3580. The data is then compressed by the ALDC engine and flows into the system buffer followed by the tape drive interface. This data flow is usually controlled by a local microprocessor. For decompression, the flow is reversed.

In an in-line architecture the AHA compression chip operates at the data rate of the host interface controller. The AHA3580 device supports a sustained data transfer rate of up to 80 MBytes/sec.

In a look-aside application, the system buffer is in series with the data flow. There is a direct connection between the host and the buffer memory through a DMA port. For compression, data flows from the host, through the bus interface and peripheral controller and into the system buffer. Data then flows from the system buffer into the AHA3580 where it is compressed and sent back to the system buffer. Finally, data is transferred from the system buffer interface. During decompression, this flow is reversed.

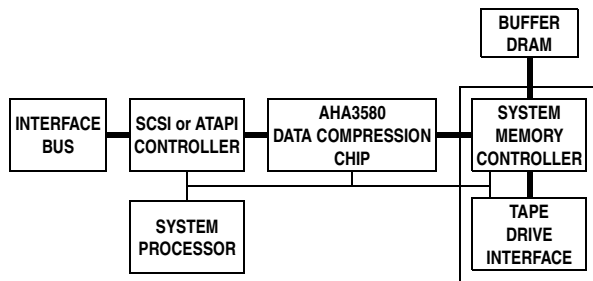
ORDERING INFORMATION

PART NUMBER	DESCRIPTION
AHA3580A-080 PTC	80 Mbytes/sec ALDC Data Compression Coprocessor IC

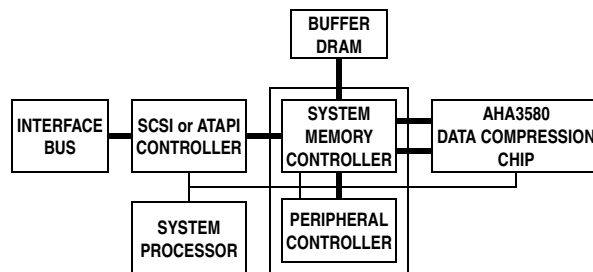
ABOUT AHA

Comtech AHA Corporation (AHA) develops and markets superior integrated circuits, boards, and intellectual property core technology for communications systems architects worldwide. AHA has been setting the standard in Forward Error Correction and Lossless Data Compression technology for many years and provides flexible, cost-effective solutions for today's growing bandwidth and reliability challenges. Comtech AHA Corporation is a wholly owned subsidiary of Comtech Telecommunications Corp. (NASDAQ: CMTL). For more information, visit www.aha.com.

EXAMPLE IN-LINE APPLICATION



EXAMPLE LOOK-ASIDE APPLICATION



— DATA FLOW
 — CONTROL



A subsidiary of Comtech Telecommunications Corporation

1126 Alturas Drive ■ Moscow ID 83843-8331

tel: 208.892.5600 ■ fax: 208.892.5601

e-mail: sales@aha.com ■ www.aha.com