



**Data Sheet**



Product Category: RF SAW Filter

Part Number	Package	Application	Last Modified
803-RF1030.0M-A	3.8 x 3.8 SMD	Wireless	Jan. 01, 2007

TYPE :  
1030.0 MHz RF SAW Filter



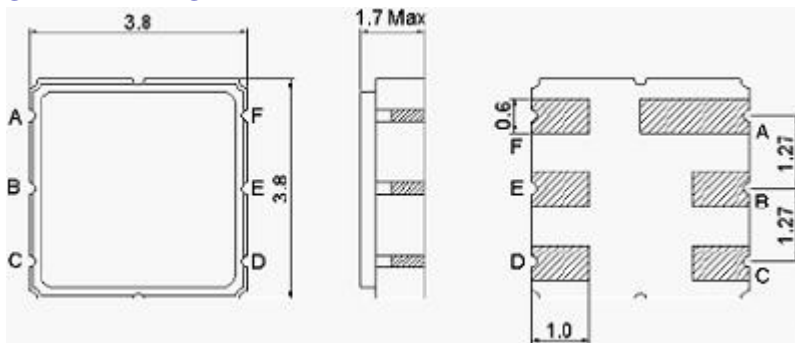
PART NUMBER :  
**803-RF1030.0M-A**

**OPERATING CONDITIONS / ELECTRICAL CHARACTERISTICS**

PARAMETERS	Condition	Minimum	Typical	Maximum	Units
Center Frequency	-	-	1030.0	-	MHz
Insertion Loss	1015 ~ 1045 MHz	-	2.3	3.0	dB
DC Voltage	-	-	-	0	V
Input Power	-	-	-	10	dBm
Operating Temperature	-	-30	-	+85	°C
Storage Temperature	-	-40	-	+85	°C
Amplitude Ripple	1025 ~ 1035 MHz	-	.25	1.0	dBp-p
Attenuation	DC ~ 910 MHz	25.0	29.5	-	dB
	1090~ 1300 MHz	25.0	32.5	-	
VSWR	1015 ~ 1045 MHz	-	1.8	2.1	-
Source Impedance	single ended*	-	50	-	ohm
Load Impedance	single ended*	-	50	-	ohm

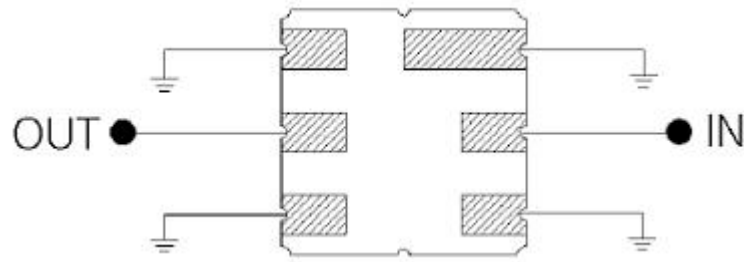
\* No Matching Network ((Ref. Testing Environment Circuit as shown)  
\*\* Custom SAW RF Filters available. Contact Oscilent for assistance.

**PACKAGE DRAWING**

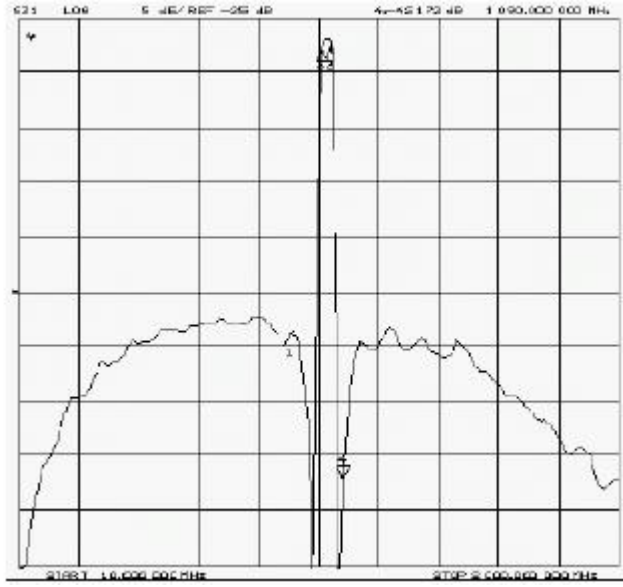
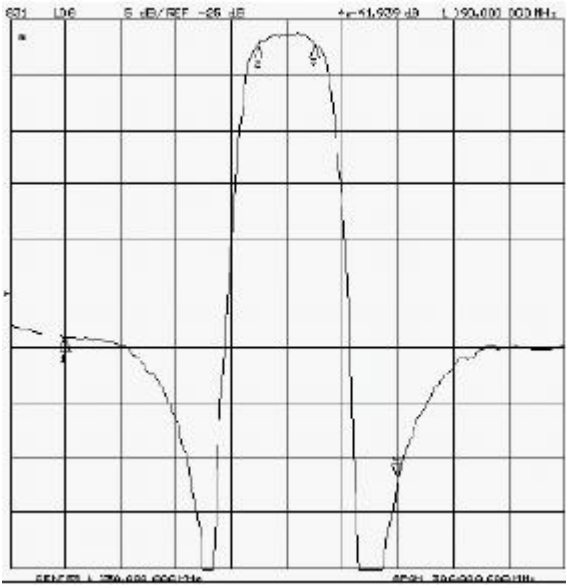


Pin Layout	
A	Ground
B	Input
C	Ground
D	Ground
E	Output
F	Ground

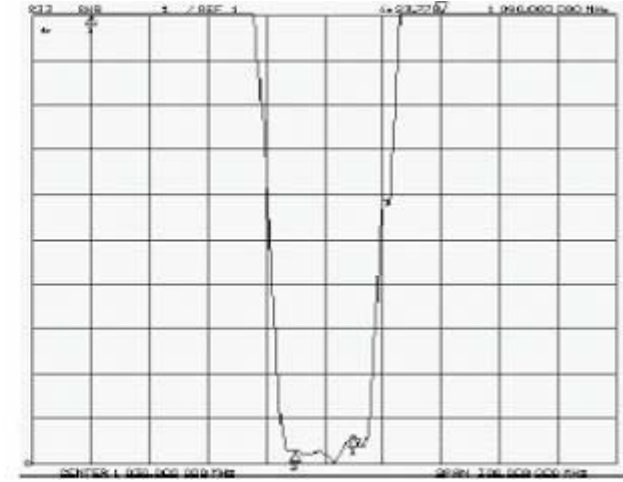
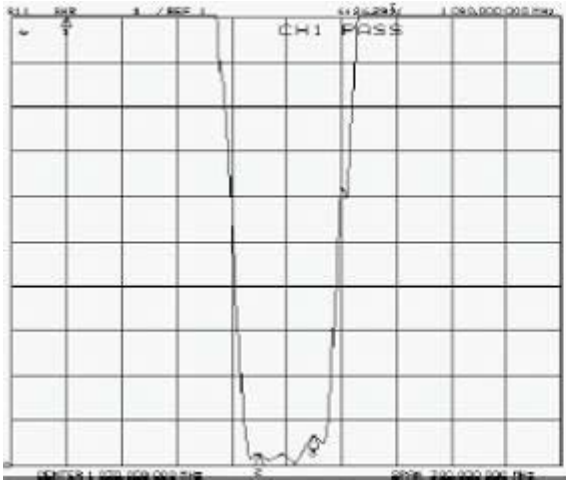
**TEST CIRCUIT**



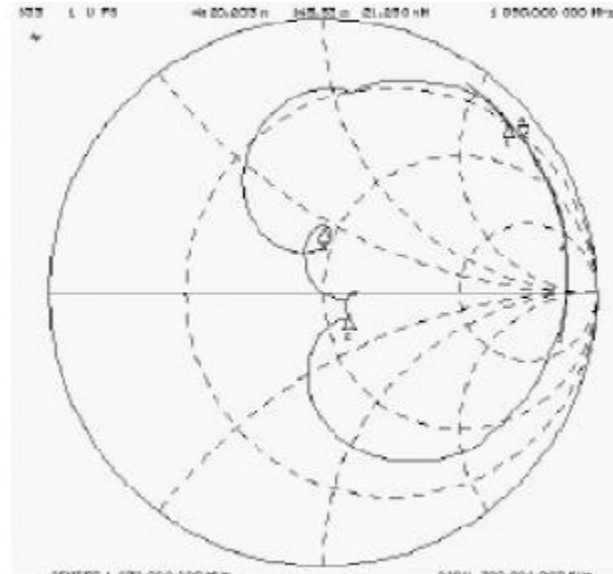
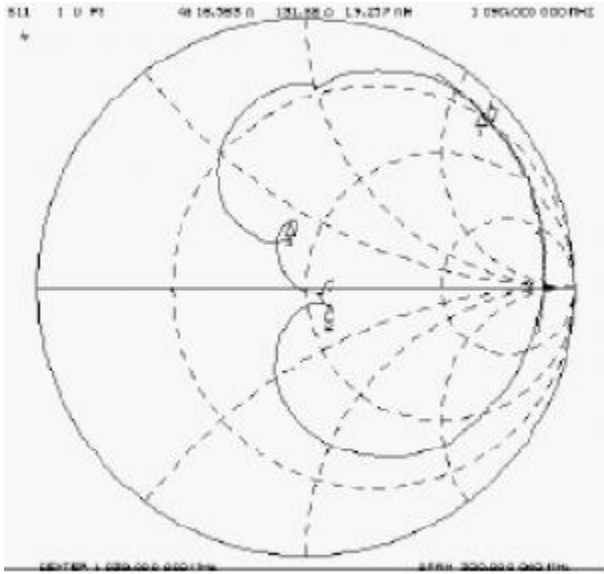
**FREQUENCY RESPONSE**



**VSWR**



**SMITH CHART**



**Oscilent Corporation** - CALL **949.252.0522**  
 18195 East McDermott Street . Building D . Irvine . CA 92614 . USA  
 Fax: 949.252.0599 . E-Mail: [Sales@Oscilent.com](mailto:Sales@Oscilent.com)

**Part No.:** 803-RF1030.0M-A