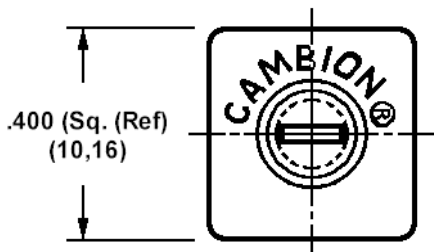
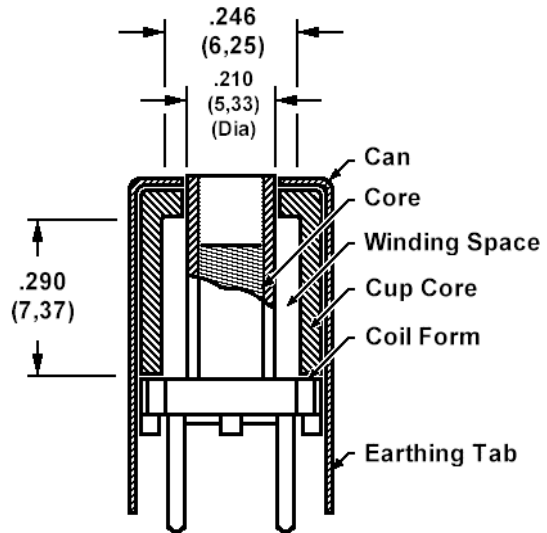
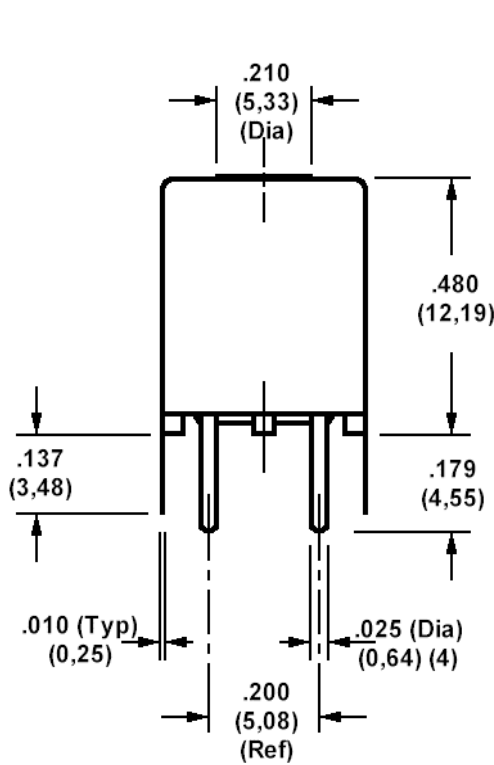
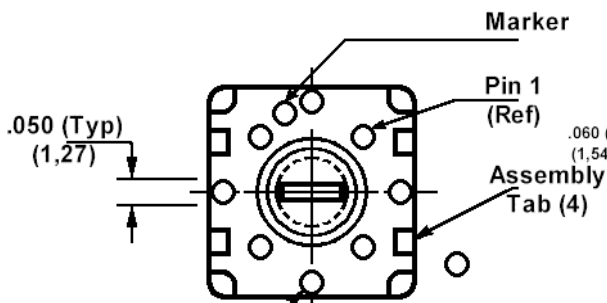


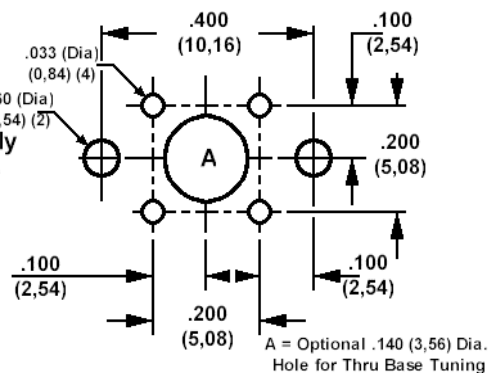
533-3652, Coil Form, Shielded, Vertical, .210 (5,33) Winding Diameter, (Uses 534-3619 form)



VIEW FROM TOP



VIEW FROM BASE



RECOMMENDED MOUNTING HOLES

How to order code**533-3652-XX-00-00****Basic Part No (XX = Frequency Range)**

Operating Frequencies and Materials				
Basic Part # (XX)		Recommended Oper. Freq. (MHz)	Core Material	Core Colour Code
533-3652	-01	.2 - 1.5	Carbonyl C	Yellow
	-02	1.0 - 20.0	Carbonyl E	Red
	-03	20.0 - 50.0	Carbonyl J	Green
	-04	50.0 - 200.0	122865A	White
	-06	2.0 - 40.0	Carbonyl TH	Purple
	-07	40.0 - 300.0	Carbonyl SF	Blue

MATERIAL SPECIFICATIONS			
Component		Material	Finish
Coil Form		Polypropylene	-
Terminal Base	Mounting Pin	Brass	Hot Solder Dip - Centrifuged
	Base	Diallyl, Type SDG-F	-
Tuning Core		Powdered Iron	Moisture Proofed
Cup Core		Powdered Iron	Moisture Proofed
Can		Copper	Electro Solder Plate

Temperature Range: -55°C to +105°CTolerance unless otherwise stated $\pm .005$ (0,13)