

BOURNS

1/2" SQUARE / MULTITURN / WIREWOUND SEALED

■ Listed on the QPL for style RT22 per MIL-R-27208 and RTR22 per High-Rel MIL-R-39015

Model 3250/RT22/RTR22

Bourns® Trimming Potentiometer

Electrical Characteristics

Standard Resistance Range
 325010 to 50K ohms
 RT2250 to 20K ohms
 RTR22500 to 20K ohms
 (see standard resistance table)
Resistance Tolerance±5% std.
 (tighter tolerance available)
Absolute Minimum Resistance
 ...0.1% or 1 ohm max. (whichever is greater)
Noise100 ohms ENR max.
ResolutionSee standard resistance table
Insulation Resistance500 vdc.
 1,000 megohms min.
Dielectric Strength
 Sea Level1,000 vac
 80,000 Feet400 vac
Adjustment Travel25 turns nom.

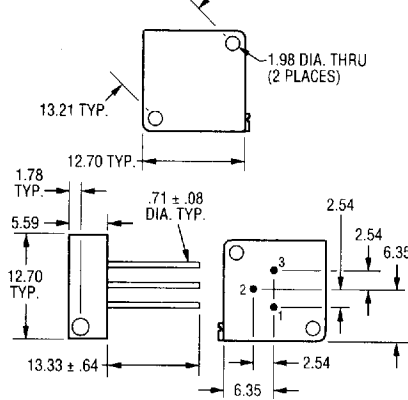
Environmental Characteristics

Power Rating @ 85°C
 32501.0 watt
 RT22/RTR220.75 watt
Power Rating @ 150°C0 watt
Temperature Range-65°C to +150°C
Temperature Coefficient
 3250±50ppm/°C
 RT22/RTR22±50ppm/°C
Seal Test85°C Fluorinert* (pin styles only)
HumidityMIL-STD-202 Method 106
 3250(2% ΔTR; 100 Megohms IR)
 RT22(1% ΔTR; 10 Megohms IR)
 RTR22(1% ΔTR; 100 Megohms IR)
Vibration30G
 (1% ΔTR; 0.5% + resolution ΔVR)
Shock100G
 (1% ΔTR; 0.5% + resolution ΔVR)
Load Life
 32501,000 hours 1.0 watt @ 85°C
 (2% ΔTR; 500 ohms ENR)
 RT221,000 hours 0.75 watt @ 85°C
 (2% ΔTR; 2% + resolution ΔVR)
 RTR2210,000 hours 0.75 watt @ 85°C
 (3% ΔTR; 2% + resolution ΔTR)
Rotational Life200 cycles
 3250(2% ΔTR; 500 ohms ENR)
 RT22/RTR22(2% ΔTR)

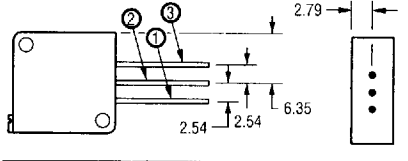
Physical Characteristics

Torque5.0 oz-in. max.
Mechanical StopsWiper idles
Terminals
 3250Solderable printed circuit pins
 Flexible leads (7 strands of 30 AWG)
 RT22/RTR22MIL-STD-202; Method 208
Weight0.06 oz.
Machine Screw Mounting
 Torque12 oz-in. max.
Marking
 3250Manufacturer's trademark,
 resistance code, terminal numbers,
 date code, manufacturer's model number
 and style
 RT22/RTR22Mil-spec part number
WiperSet at CW end
FlammabilityU.L. 94V-0
Standard Packaging
 P&W Styles25 pcs. per tube
 L Style25 pcs. per bag

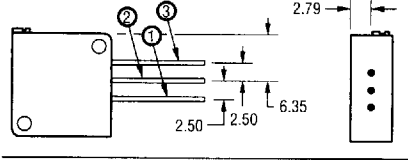
3250P/RT22/RTR22 COMMON DIMENSIONS (PIN STYLES)



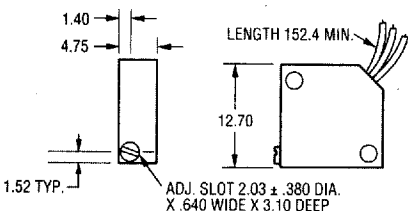
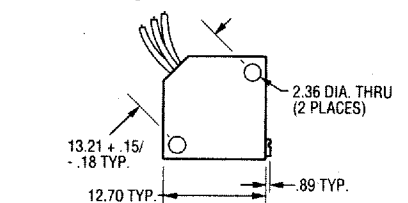
3250W/RT22/RTR22



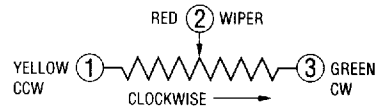
3250W-66/RT22X/RTR22X



"L" FLEX LEAD TYPE
 RT22 has mounting slots
 RTR22 has mounting holes



TOLERANCES: ± 0.25 EXCEPT WHERE NOTED
 DIMENSIONS: MM



STANDARD RESISTANCE TABLE

Resistance (Ohms)	Nominal Resistance Code	Resolution (Percent)
10	100	1.30
20	200	1.00
50	500	0.80
100	101	0.90
200	201	0.70
500	501	0.60
1,000	102	0.40
2,000	202	0.30
5,000	502	0.25
10,000	103	0.19
20,000	203	0.16
25,000	253	0.14
50,000	503	0.13

Popular values listed in boldface. Special resistances available.

HOW TO ORDER

Model **3250 L - 1 - 103 M**

Style _____

Standard or Modified Product Indicator _____
 -1 = Standard Product

Resistance Code _____

Optional Suffix Letter _____
 M = Panel Mount
 (Factory Installed)

See page 70 for RT22/RTR22 ordering information.

Consult factory for other available options.

Shaded areas typically not stocked by Distributors and not recommended for new designs. Specifications are subject to change without notice. *Fluorinert is a registered trademark of 3M Co.