

# PHE428

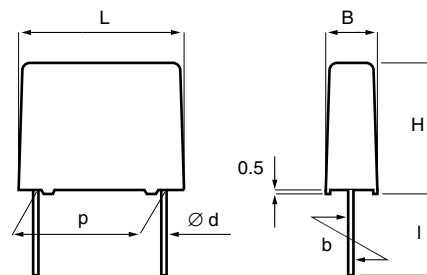
- Double metallized film pulse capacitor, polypropylene dielectric
- According to IEC 60384-17 Grade 1.1

## TYPICAL APPLICATIONS

High frequency and high voltage applications with high current stress, such as deflection circuits in TV-sets, protection circuits in SMPS and in electronic ballasts.

## CONSTRUCTION

Series winding with polypropylene dielectric and double metallized polyester film as electrodes. Encapsulation in self-extinguishing material meeting the requirements of UL 94V-0.



## TECHNICAL DATA

Rated voltage $U_R$ , VDC	630	1000	1600	2000	2500
Rated voltage $U_R$ , VAC	400	500	630	650	1000
Capacitance range, $\mu\text{F}$	0.01–	0.0039–	0.0027–	0.00033–	0.001–
	1.2	0.68	0.33	0.27	0.15

**Capacitance values** In accordance with IEC E12-series.

**Capacitance tolerance**  $\pm 5\%$  standard. Other tolerances on request

**Category temperature range**  $-55^\circ\text{C}$  to  $+105^\circ\text{C}$

**Rated temperature Voltage derating**  $+85^\circ\text{C}$   
The rated voltage is decreased with  $1.3\% / ^\circ\text{C}$  between  $+85^\circ\text{C}$  and  $+105^\circ\text{C}$

**Climatic category** 55/105/56

**Insulation resistance** Measured at  $23^\circ\text{C}$ , 100 VDC 60s  
Between terminals:  
 $C \leq 0.33 \mu\text{F}$ :  $\geq 100\,000 \text{ M}\Omega$   
 $C > 0.33 \mu\text{F}$ :  $\geq 30\,000 \text{ s}$   
Between terminals and case:  
 $\geq 100\,000 \text{ M}\Omega$

**Dissipation factor  $\tan\delta$**  Maximum values at  $23^\circ\text{C}$

	$C \leq 0.1 \mu\text{F}$	$C > 0.1 \mu\text{F}$
1 kHz	0.03 %	0.03 %
10 kHz	0.04 %	0.06 %
100 kHz	0.15 %	

**Inductance** Approximately 6 nH/cm for the total length of capacitor winding and the leads.

**Pulse rise time** The capacitors can withstand an unlimited number of pulses with a  $dU/dt$  according to the article table. For peak to peak voltages lower than the rated voltage ( $U_{pp} < U_R$ ), the specified  $dU/dt$  can be multiplied by  $U_R/U_{pp}$ .

p	d	std l	max l	b
$15.0 \pm 0.4$	0.8	$6^{-1}$	30	$\pm 0.4$
$22.5 \pm 0.4$	0.8	$6^{-1}$	30	$\pm 0.4$
$27.5 \pm 0.4$	0.8	$6^{-1}$	30	$\pm 0.4$
$37.5 \pm 0.5$	1.0	$6^{-1}$	30	$\pm 0.7$

## ENVIRONMENTAL TEST DATA

**Vibration** According to IEC 60068-2-6 test Fc. 10–500 Hz for lead space  $\leq 22.5 \text{ mm}$ , 10–55 Hz for lead space  $27.5 \text{ mm}$ .  
6 h with 0.75 mm amplitude or  $98 \text{ m/s}^2$  (depending on frequency) with the capacitor mounted on PCB with the supporting area in contact with the PCB.

**Climatic sequence** According to IEC 60384-1.

**Bump** According to IEC 60068-2-29 test Eb. 4000 bumps at  $390 \text{ m/s}^2$  with the capacitor mounted on a printed circuit board with the supporting area in contact with the printed circuit board.

**Humidity** According to IEC 60068-2-3 test Ca, severity 56 days.

## ARTICLE TABLE

Capacitance $\mu\text{F}$	Max dimensions in mm				Quantity per package			Weight g	Max dU/dt V/ $\mu\text{s}$	Rthha °C/W 85 °C 0.2 m/s	Article code
	B	H	L	p	Bulk	Tray	Reel				
<b>630 VDC/400 VAC</b>											
<b>LEAD SPACING 15 MM</b>											
0.010	5.5	10.5	18.0	15.0	1000		600	1.5	2500	103	PHE428MB5100JR06
0.012	5.5	10.5	18.0	15.0	1000		600	1.5	2500	103	PHE428MB5120JR06
0.015	5.5	12.5	18.0	15.0	1000		600	1.7	2500	89	PHE428MB5150JR06
0.018	6.5	12.5	18.0	15.0	1000		500	2.0	2500	86	PHE428MB5180JR06
0.022	7.5	14.5	18.0	15.0	800		400	2.7	2500	77	PHE428MB5220JR06
0.027	7.5	14.5	18.0	15.0	800		400	2.7	2500	77	PHE428MB5270JR06
0.033	8.5	16.0	18.0	15.0	600		400	3.0	2500	70	PHE428MB5330JR06
<b>LEAD SPACING 22.5 MM</b>											
0.033	6.5	14.5	26.0	22.5		234		3.2	1800	59	PHE428MD5330JR06L2
0.039	6.5	14.5	26.0	22.5		234		3.2	1800	59	PHE428MD5390JR06L2
0.047	7.0	16.5	26.0	22.5		216		3.9	1800	55	PHE428MD5470JR06L2
0.056	8.0	16.0	26.0	22.5		186		4.3	1800	55	PHE428MD5560JR06L2
0.068	9.0	18.5	26.0	22.5		168		5.6	1800	50	PHE428MD5680JR06L2
0.082	9.0	18.5	26.0	22.5		168		5.6	1800	50	PHE428MD5820JR06L2
0.10	10.5	19.0	26.0	22.5		264		6.7	1800	48	PHE428MD6100JR06L2
0.12	11.0	21.5	26.0	22.5		253		8.0	1800	44	PHE428MD6120JR06L2
<b>LEAD SPACING 27.5 MM</b>											
0.15	10.5	20.5	31.5	27.5		216		8.8	1100	40	PHE428MF6150JR06L2
0.18	11.5	22.5	31.5	27.5		198		10.6	1100	37	PHE428MF6180JR06L2
0.22	14.5	24.5	31.5	27.5		153		14.5	1100	34	PHE428MF6220JR06L2
0.27	14.5	24.5	31.5	27.5		153		14.5	1100	33	PHE428MF6270JR06L2
0.33	17.5	28.0	31.5	27.5		126		19.7	1100	30	PHE428MF6330JR06L2
0.39	17.5	28.0	31.5	27.5		126		19.7	1100	29	PHE428MF6390JR06L2
<b>LEAD SPACING 37.5 MM</b>											
0.33	13.0	24.0	41.0	37.5		140		16.6	700	29	PHE428MR6330JR06L2
0.39	15.0	26.0	41.0	37.5		119		20.8	700	27	PHE428MR6390JR06L2
0.47	15.0	26.0	41.0	37.5		119		20.8	700	27	PHE428MR6470JR06L2
0.56	16.5	32.0	41.0	37.5		105		28.1	700	24	PHE428MR6560JR06L2
0.68	16.5	32.0	41.0	37.5		105		28.1	700	22	PHE428MR6680JR06L2
0.82	19.0	36.0	41.0	37.5		91		36.5	700	20	PHE428MR6820JR06L2
1.0	19.0	36.0	41.0	37.5		91		36.5	700	20	PHE428MR7100JR06L2
1.2	21.0	38.0	41.0	37.5		84		42.5	700	18	PHE428MR7120JR06L2
<b>1000 VDC/500 VAC</b>											
<b>LEAD SPACING 15 MM</b>											
0.0039	5.5	10.5	18.0	15.0	1000		600	1.5	2500	104	PHE428PB4390JR06
0.0047	5.5	10.5	18.0	15.0	1000		600	1.5	2500	104	PHE428PB4470JR06
0.0056	5.5	10.5	18.0	15.0	1000		600	1.5	2500	104	PHE428PB4560JR06
0.0068	5.5	10.5	18.0	15.0	1000		600	1.5	2500	104	PHE428PB4680JR06
0.0082	5.5	12.5	18.0	15.0	1000		600	1.7	2500	90	PHE428PB4820JR06
0.010	6.5	12.5	18.0	15.0	1000		500	1.7	2500	87	PHE428PB5100JR06
0.012	7.5	14.5	18.0	15.0	800		400	2.0	2500	79	PHE428PB5120JR06
0.015	7.5	14.5	18.0	15.0	800		400	2.0	2500	78	PHE428PB5150JR06
0.018	8.0	15.0	18.0	15.0	600		400	3.0	2500	75	PHE428PB5180JR06
0.022	8.5	16.0	18.0	15.0	600		400	3.4	2500	70	PHE428PB5220JR06
<b>LEAD SPACING 22.5 MM</b>											
0.022	6.5	14.5	26.0	22.5		234		3.2	1800	60	PHE428PD5220JR06L2
0.027	6.5	14.5	26.0	22.5		234		3.2	1800	60	PHE428PD5270JR06L2
0.033	7.0	16.5	26.0	22.5		216		3.9	1800	55	PHE428PD5330JR06L2
0.039	8.0	16.0	26.0	22.5		186		4.3	1800	55	PHE428PD5390JR06L2
0.047	9.0	18.5	26.0	22.5		168		5.6	1800	51	PHE428PD5470JR06L2
0.056	9.0	18.5	26.0	22.5		168		5.6	1800	49	PHE428PD5560JR06L2
0.068	10.5	19.0	26.0	22.5		264		6.7	1800	49	PHE428PD5680JR06L2
0.082	11.0	21.5	26.0	22.5		253		8.0	1800	44	PHE428PD5820JR06L2
<b>LEAD SPACING 27.5 MM</b>											
0.068	10.5	20.5	31.5	27.5		216		8.8	1300	40	PHE428PF5680JR06L2
0.082	10.5	20.5	31.5	27.5		216		8.8	1300	40	PHE428PF5820JR06L2
0.10	11.5	22.5	31.5	27.5		198		10.6	1300	38	PHE428PF6100JR06L2

ARTICLE TABLE

Capacitance µF	Max dimensions in mm				Quantity per package			Weight g	Max dU/dt V/µs	Rthha °C/W 85 °C 0.2 m/s	Article code
	B	H	L	p	Bulk	Tray	Reel				
<b>1000 VDC/500 VAC</b>											
<b>LEAD SPACING 27.5 MM</b>											
0.12	11.5	22.5	31.5	27.5			198	10.6	1300	37	PHE428PF6120JR06L2
0.15	14.5	24.5	31.5	27.5			153	14.5	1300	34	PHE428PF6150JR06L2
0.18	14.5	24.5	31.5	27.5			153	14.5	1300	34	PHE428PF6180JR06L2
0.22	17.5	28.0	31.5	27.5			126	19.7	1300	30	PHE428PF6220JR06L2
<b>LEAD SPACING 37.5 MM</b>											
0.15	13.0	24.0	41.0	37.5			140	16.6	800	29	PHE428PR6150JR06L2
0.18	13.0	24.0	41.0	37.5			140	16.6	800	29	PHE428PR6180JR06L2
0.22	13.0	24.0	41.0	37.5			140	16.6	800	29	PHE428PR6220JR06L2
0.27	15.0	26.0	41.0	37.5			119	20.8	800	27	PHE428PR6270JR06L2
0.33	16.5	32.0	41.0	37.5			105	28.1	800	24	PHE428PR6330JR06L2
0.39	16.5	32.0	41.0	37.5			105	28.1	800	24	PHE428PR6390JR06L2
0.47	19.0	36.0	41.0	37.5			91	36.5	800	20	PHE428PR6470JR06L2
0.56	19.0	36.0	41.0	37.5			91	36.5	800	20	PHE428PR6560JR06L2
0.68	21.0	38.0	41.0	37.5			84	42.5	800	18	PHE428PR6680JR06L2
<b>1600 VDC/630 VAC</b>											
<b>LEAD SPACING 15 MM</b>											
0.0027	5.5	10.5	18.0	15.0	1000		600	1.5	2500	106	PHE428RB4270JR06
0.0033	5.5	10.5	18.0	15.0	1000		600	1.5	2500	106	PHE428RB4330JR06
0.0039	5.5	12.5	18.0	15.0	1000		600	1.7	2500	91	PHE428RB4390JR06
0.0047	5.5	12.5	18.0	15.0	1000		600	1.7	2500	91	PHE428RB4470JR06
0.0056	6.5	12.5	18.0	15.0	1000		500	2.0	2500	89	PHE428RB4560JR06
0.0068	7.5	14.5	18.0	15.0	800		400	2.7	2500	80	PHE428RB4680JR06
0.0082	7.5	14.5	18.0	15.0	800		400	2.7	2500	80	PHE428RB4820JR06
0.010	8.5	16.0	18.0	15.0	600		400	3.4	2500	73	PHE428RB5100JR06
0.012	8.5	16.0	18.0	15.0	600		400	3.4	2500	73	PHE428RB5120JR06
<b>LEAD SPACING 22.5 MM</b>											
0.010	6.5	14.5	26.0	22.5			234	3.2	1800	61	PHE428RD5100JR06L2
0.012	6.5	14.5	26.0	22.5			234	3.2	1800	61	PHE428RD5120JR06L2
0.015	7.0	16.5	26.0	22.5			216	3.9	1800	57	PHE428RD5150JR06L2
0.018	7.0	16.5	26.0	22.5			216	3.9	1800	55	PHE428RD5180JR06L2
0.022	9.0	18.5	26.0	22.5			168	5.6	1800	52	PHE428RD5220JR06L2
0.027	9.0	18.5	26.0	22.5			168	5.6	1800	50	PHE428RD5270JR06L2
0.033	10.5	19.0	26.0	22.5			264	6.7	1800	50	PHE428RD5330JR06L2
0.039	11.0	21.5	26.0	22.5			253	8.0	1800	45	PHE428RD5390JR06L2
<b>LEAD SPACING 27.5 MM</b>											
0.033	10.5	20.5	31.5	27.5			216	8.8	1300	41	PHE428RF5330JR06L2
0.039	10.5	20.5	31.5	27.5			216	8.8	1300	41	PHE428RF5390JR06L2
0.047	10.5	20.5	31.5	27.5			216	8.8	1300	41	PHE428RF5470JR06L2
0.056	11.5	22.5	31.5	27.5			198	10.6	1300	39	PHE428RF5560JR06L2
0.068	11.5	22.5	31.5	27.5			198	10.6	1300	38	PHE428RF5680JR06L2
0.082	14.5	24.5	31.5	27.5			153	14.5	1300	35	PHE428RF5820JR06L2
0.10	17.5	28.0	31.5	27.5			126	19.7	1300	32	PHE428RF6100JR06L2
0.12	17.5	28.0	31.5	27.5			126	19.7	1300	31	PHE428RF6120JR06L2
<b>LEAD SPACING 37.5 MM</b>											
0.10	13.0	24.0	41.0	37.5			140	16.6	800	30	PHE428RR6100JR06L2
0.12	15.0	26.0	41.0	37.5			119	20.8	800	28	PHE428RR6120JR06L2
0.15	15.0	26.0	41.0	37.5			119	20.8	800	28	PHE428RR6150JR06L2
0.18	16.5	32.0	41.0	37.5			105	28.1	800	24	PHE428RR6180JR06L2
0.22	16.5	32.0	41.0	37.5			105	28.1	800	23	PHE428RR6220JR06L2
0.27	19.0	36.0	41.0	37.5			91	36.5	800	21	PHE428RR6270JR06L2
0.33	21.0	38.0	41.0	37.5			84	42.5	800	19	PHE428RR6330JR06L2

## ARTICLE TABLE

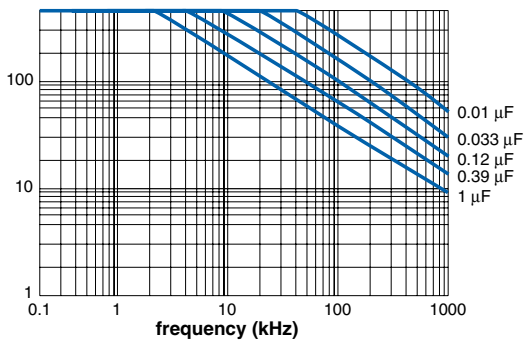
Capacitance $\mu\text{F}$	Max dimensions in mm				Quantity per package			Weight g	Max dU/dt V/ $\mu\text{s}$	Rthha °C/W 85 °C 0.2 m/s	Article code
	B	H	L	p	Bulk	Tray	Reel				
<b>2000 VDC/650 VAC</b>											
<b>LEAD SPACING 15 MM</b>											
0.00033	5.5	10.5	18.0	15.0	1000		600	1.5	2500	103	PHE428SB3330JR06
0.00047	5.5	10.5	18.0	15.0	1000		600	1.5	2500	103	PHE428SB3470JR06
0.00056	5.5	10.5	18.0	15.0	1000		600	1.5	2500	103	PHE428SB3560JR06
0.00068	5.5	10.5	18.0	15.0	1000		600	1.5	2500	103	PHE428SB3680JR06
0.00082	5.5	10.5	18.0	15.0	1000		600	1.5	2500	103	PHE428SB3820JR06
0.0010	5.5	10.5	18.0	15.0	1000		600	1.5	2500	103	PHE428SB4100JR06
0.0012	5.5	10.5	18.0	15.0	1000		600	1.5	2500	104	PHE428SB4120JR06
0.0015	5.5	10.5	18.0	15.0	1000		600	1.5	2500	105	PHE428SB4150JR06
0.0018	5.5	10.5	18.0	15.0	1000		600	1.5	2500	106	PHE428SB4180JR06
0.0022	5.5	10.5	18.0	15.0	1000		600	1.5	2500	107	PHE428SB4220JR06
0.0027	5.5	12.5	18.0	15.0	1000		600	1.7	2500	91	PHE428SB4270JR06
0.0033	6.5	12.5	18.0	15.0	1000		500	2.0	2500	89	PHE428SB4330JR06
0.0039	6.5	12.5	18.0	15.0	1000		500	2.0	2500	90	PHE428SB4390JR06
0.0047	7.5	14.5	18.0	15.0	800		400	2.7	2500	81	PHE428SB4470JR06
0.0056	7.5	14.5	18.0	15.0	800		400	2.7	2500	81	PHE428SB4560JR06
0.0068	8.5	16.0	18.0	15.0	600		400	3.4	2500	74	PHE428SB4680JR06
<b>LEAD SPACING 22.5 MM</b>											
0.0033	6.5	14.5	26.0	22.5			234	3.2	1800	62	PHE428SD4330JR06L2
0.0039	6.5	14.5	26.0	22.5			234	3.2	1800	62	PHE428SD4390JR06L2
0.0047	6.5	14.5	26.0	22.5			234	3.2	1800	62	PHE428SD4470JR06L2
0.0056	6.5	14.5	26.0	22.5			234	3.2	1800	62	PHE428SD4560JR06L2
0.0068	6.5	14.5	26.0	22.5			234	3.2	1800	62	PHE428SD4680JR06L2
0.0082	6.5	14.5	26.0	22.5			234	3.2	1800	62	PHE428SD4820JR06L2
0.010	7.0	16.5	26.0	22.5			216	3.9	1800	57	PHE428SD5100JR06L2
0.012	7.0	16.5	26.0	22.5			216	3.9	1800	55	PHE428SD5120JR06L2
0.015	9.0	18.5	26.0	22.5			168	5.6	1800	53	PHE428SD5150JR06L2
0.018	9.0	18.5	26.0	22.5			168	5.6	1800	51	PHE428SD5180JR06L2
0.022	10.5	19.0	26.0	22.5			264	6.7	1800	50	PHE428SD5220JR06L2
0.027	11.0	21.5	26.0	22.5			253	8.0	1800	45	PHE428SD5270JR06L2
<b>LEAD SPACING 27.5 MM</b>											
0.012	10.5	20.5	31.5	27.5			216	8.8	1300	41	PHE428SF5120JR06L2
0.015	10.5	20.5	31.5	27.5			216	8.8	1300	41	PHE428SF5150JR06L2
0.018	10.5	20.5	31.5	27.5			216	8.8	1300	41	PHE428SF5180JR06L2
0.022	10.5	20.5	31.5	27.5			216	8.8	1300	41	PHE428SF5220JR06L2
0.027	10.5	20.5	31.5	27.5			216	8.8	1300	41	PHE428SF5270JR06L2
0.033	11.5	22.5	31.5	27.5			198	10.6	1300	39	PHE428SF5330JR06L2
0.039	11.5	22.5	31.5	27.5			198	10.6	1300	38	PHE428SF5390JR06L2
0.047	14.5	24.5	31.5	27.5			153	14.5	1300	36	PHE428SF5470JR06L2
0.056	14.5	24.5	31.5	27.5			153	14.5	1300	36	PHE428SF5560JR06L2
0.068	17.5	28.0	31.5	27.5			126	19.7	1300	32	PHE428SF5680JR06L2
0.082	17.5	28.0	31.5	27.5			126	19.7	1300	32	PHE428SF5820JR06L2
0.10	17.5	28.0	31.5	27.5			126	19.7	1300	32	PHE428SF6100JR06L2
<b>LEAD SPACING 37.5 MM</b>											
0.068	13.0	24.0	41.0	37.5			140	16.6	800	30	PHE428SR5680JR06L2
0.082	15.0	26.0	41.0	37.5			119	20.8	800	29	PHE428SR5820JR06L2
0.10	15.0	26.0	41.0	37.5			119	20.8	800	28	PHE428SR6100JR06L2
0.12	16.5	32.0	41.0	37.5			105	28.1	800	25	PHE428SR6120JR06L2
0.15	16.5	32.0	41.0	37.5			105	28.1	800	24	PHE428SR6150JR06L2
0.18	19.0	36.0	41.0	37.5			91	36.5	800	21	PHE428SR6180JR06L2
0.22	19.0	36.0	41.0	37.5			91	36.5	800	19	PHE428SR6220JR06L2
0.27	21.0	38.0	41.0	37.5			84	42.5	800	18	PHE428SR6270JR06L2

## ARTICLE TABLE

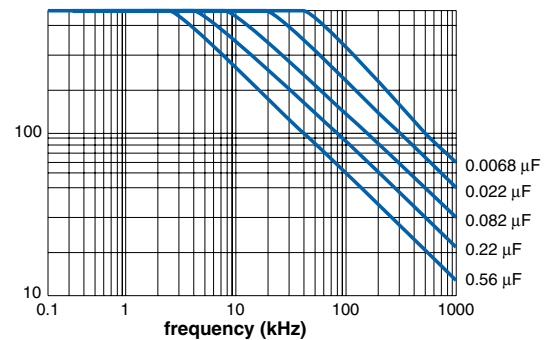
Capacitance $\mu\text{F}$	Max dimensions in mm				Quantity per package			Weight g	Max $dU/dt$ $\text{V}/\mu\text{s}$	Rthha $^{\circ}\text{C}/\text{W}$ 85 $^{\circ}\text{C}$ 0.2 m/s	Article code
	B	H	L	p	Bulk	Tray	Reel				
<b>2500 VDC/1000 VAC</b>											
<b>LEAD SPACING 15 MM</b>											
0.0010	5.5	10.5	18.0	15.0	1000		600	1.5	2500	109	PHE428TB4100JR06
0.0012	5.5	10.5	18.0	15.0	1000		600	1.5	2500	109	PHE428TB4120JR06
0.0015	5.5	12.5	18.0	15.0	1000		600	1.7	2500	92	PHE428TB4150JR06
0.0018	5.5	12.5	18.0	15.0	1000		600	1.7	2500	91	PHE428TB4180JR06
0.0022	6.5	12.5	18.0	15.0	1000		500	2.0	2500	90	PHE428TB4220JR06
0.0027	7.5	14.5	18.0	15.0	800		400	2.7	2500	82	PHE428TB4270JR06
0.0033	7.5	14.5	18.0	15.0	800		400	2.7	2500	82	PHE428TB4330JR06
0.0039	8.0	15.0	18.0	15.0	600		400	3.0	2500	81	PHE428TB4390JR06
<b>LEAD SPACING 22.5 MM</b>											
0.0033	6.5	14.5	26.0	22.5		234		3.2	1800	63	PHE428TD4330JR06L2
0.0039	6.5	14.5	26.0	22.5		234		3.2	1800	63	PHE428TD4390JR06L2
0.0047	6.5	14.5	26.0	22.5		234		3.2	1800	63	PHE428TD4470JR06L2
0.0056	7.0	16.5	26.0	22.5		216		3.9	1800	57	PHE428TD4560JR06L2
0.0068	7.0	16.5	26.0	22.5		216		3.9	1800	57	PHE428TD4680JR06L2
0.0082	8.0	16.0	26.0	22.5		186		4.3	1800	55	PHE428TD4820JR06L2
0.010	9.0	18.5	26.0	22.5		168		5.6	1800	53	PHE428TD5100JR06L2
0.012	10.5	19.0	26.0	22.5		264		6.7	1800	50	PHE428TD5120JR06L2
0.015	11.0	21.5	26.0	22.5		253		8.0	1800	47	PHE428TD5150JR06L2
<b>LEAD SPACING 27.5 MM</b>											
0.012	10.5	20.5	31.5	27.5		216		8.8	1300	42	PHE428TF5120JR06L2
0.015	10.5	20.5	31.5	27.5		216		8.8	1300	42	PHE428TF5150JR06L2
0.018	10.5	20.5	31.5	27.5		216		8.8	1300	42	PHE428TF5180JR06L2
0.022	11.5	22.5	31.5	27.5		198		10.6	1300	39	PHE428TF5220JR06L2
0.027	14.5	24.5	31.5	27.5		153		14.5	1300	36	PHE428TF5270JR06L2
0.033	14.5	24.5	31.5	27.5		153		14.5	1300	36	PHE428TF5330JR06L2
0.039	17.5	28.0	31.5	27.5		126		19.7	1300	34	PHE428TF5390JR06L2
0.047	17.5	28.0	31.5	27.5		126		19.7	1300	33	PHE428TF5470JR06L2
<b>LEAD SPACING 37.5 MM</b>											
0.047	13.0	24.0	41.0	37.5		140		16.6	800	24	PHE428TR5470JR06L2
0.056	15.0	26.0	41.0	37.5		119		20.8	800	23	PHE428TR5560JR06L2
0.068	16.5	32.0	41.0	37.5		105		28.1	800	23	PHE428TR5680JR06L2
0.082	16.5	32.0	41.0	37.5		105		28.1	800	23	PHE428TR5820JR06L2
0.10	19.0	36.0	41.0	37.5		91		36.5	800	22	PHE428TR6100JR06L2
0.12	21.0	38.0	41.0	37.5		84		42.5	800	21	PHE428TR6120JR06L2
0.15	21.0	38.0	41.0	37.5		84		42.5	800	18	PHE428TR6150JR06L2

## DERATING OF $U_{RMS}$ VS FREQUENCY, +85°C AMBIENT TEMPERATURE AND 10°C INTERNAL HEATING, TYPICAL VALUES

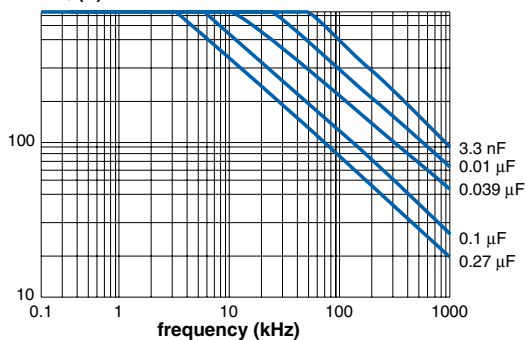
$U_{rms}$  (V) 630 VDC/400 VAC



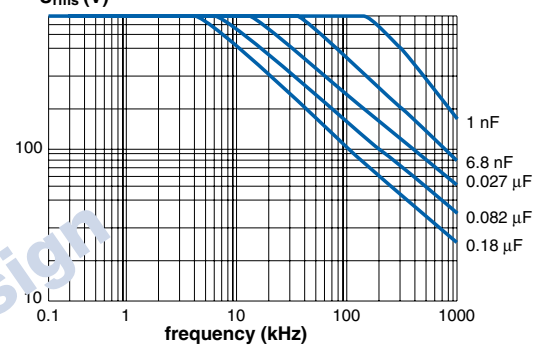
$U_{rms}$  (V) 1000 VDC/500 VAC



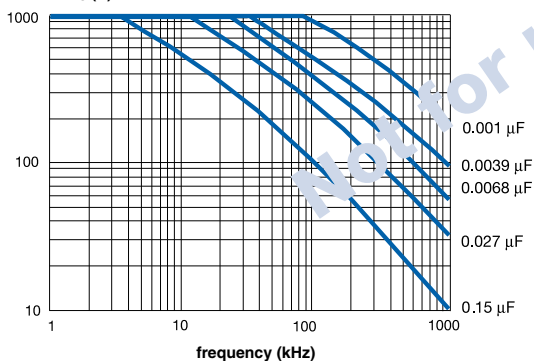
$U_{rms}$  (V) 1600 VDC/630 VAC



$U_{rms}$  (V) 2000 VDC/650 VAC



$U_{rms}$  (V) 2500 VDC/1000 VAC



More simulation possibilities in PCCAD software package. See page 204.

### ORDERING INFORMATION

The article code for the standard part is given in the article table. For other options, see page 21.

### PACKING

The box dimensions for bulk packaging are 245 x 145 x 80 mm. Quantity/package as in article table, based on standard lead length, R06. Reels with taped capacitors are packed 10 in a box with the dimensions 370 x 370 x 560 mm. Quantity per reel as in article table. The standard quantity/reel is for 360 mm reel. If 500 mm reel is required, it must be specified when ordering and the quantity is 2 x the given quantity.

### MARKING

- RIFA
- Article code
- Rated capacitance according to IEC 60062
- Rated voltage
- Capacitance tolerance code
- Manufacturing code (year, month)