

PHE427

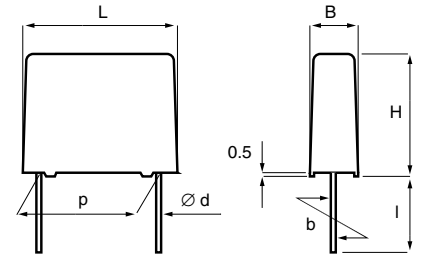
- Double metallized film pulse capacitor, polypropylene dielectric
- According to IEC 60384-17 Grade 1.1

TYPICAL APPLICATIONS

High frequency applications with high current stress, such as deflection circuits in TV-sets, protection circuits in SMPS and in electronic ballasts.

CONSTRUCTION

Polypropylene dielectric with double metallized polyester film as electrodes. Encapsulation in self-extinguishing material meeting the requirements of UL 94V-0.



TECHNICAL DATA

Rated voltage U_R, VDC	160	250	400	630	1000
Rated voltage U_R, VAC	100	160	220	300	375
Capacitance range, μF	0.047– 6.8	0.00068– 4.7	0.00068– 2.2	0.00068– 1.2	0.00068– 0.0082

Capacitance values In accordance with IEC E12 series.
Capacitance tolerance $\pm 5\%$ standard. Other tolerances on request

Category temperature range -55°C to $+105^\circ\text{C}$

Rated temperature $+85^\circ\text{C}$

Voltage derating The rated voltage is decreased with $1.3\% / ^\circ\text{C}$ between $+85^\circ\text{C}$ and $+105^\circ\text{C}$

Climatic category 55/105/56

Insulation resistance Measured at 23°C , 100 VDC 60s for $U_R < 500\text{ VDC}$ and at 500 VDC for $U_R \geq 500\text{ VDC}$
 Between terminals:
 $C \leq 0.33\ \mu\text{F}$: $\geq 100\ 000\ \text{M}\Omega$
 $C > 0.33\ \mu\text{F}$: $\geq 30\ 000\ \text{s}$
 Between terminals and case:
 $\geq 100\ 000\ \text{M}\Omega$

Dissipation factor $\tan\delta$ Maximum values at 23°C

	$C \leq 0.1\ \mu\text{F}$	$0.1\ \mu\text{F} < C \leq 1.0\ \mu\text{F}$	$C > 1.0\ \mu\text{F}$
1 kHz	0.03 %	0.03 %	0.03 %
10 kHz	0.04 %	0.06 %	–
100 kHz	0.15 %	–	–

Inductance Approximately 6 nH/cm for the total length of capacitor winding and the leads.

Pulse rise time The capacitors can withstand an unlimited number of pulses with a dU/dt according to the article table. For peak to peak voltages lower than the rated voltage ($U_{pp} < U_R$), the specified dU/dt can be multiplied by U_R/U_{pp} .

p	d	std l	max l	b
7.5 ± 0.4	0.6	5 ⁻¹	30	± 0.4
10.0 ± 0.4	0.6	5 ⁻¹	30	± 0.4
15.0 ± 0.4	0.8	6 ⁻¹	30	± 0.4
22.5 ± 0.4	0.8	6 ⁻¹	30	± 0.4
27.5 ± 0.4	0.8	6 ⁻¹	30	± 0.4
37.5 ± 0.5	1.0	6 ⁻¹	30	± 0.7

ENVIRONMENTAL TEST DATA

Vibration According to IEC 60068-2-6 test Fc. 10–500 Hz for lead space $\leq 22.5\text{ mm}$, 10–55 Hz for lead space $\geq 27.5\text{ mm}$. 6 h with 0.75 mm amplitude or $98\ \text{m/s}^2$ (depending on frequency) with the capacitor mounted on PCB with the supporting area in contact with the PCB.

Climatic sequence According to IEC 60384-1.

Bump According to IEC 60068-2-29 test Eb. 4000 bumps at $390\ \text{m/s}^2$ with the capacitor mounted on PCB with the supporting area in contact with the PCB.

Humidity According to IEC 60068-2-3 test Ca, severity 56 days.

ARTICLE TABLE

Capacitance μF	Max dimensions in mm				Quantity per package				Weight g	Max dU/dt V/ μs	Rthha °C/W 85 °C 0.2 m/s	Article code
	B	H	L	p	Bulk	Tray	Reel	Ammo				
160 VDC/100 VAC												
LEAD SPACING 10 MM												
0.047	5.0	11.0	13.0	10.0	800		700		1.0	400	116	PHE427FA5470JR05
0.056	5.0	11.0	13.0	10.0	800		700		1.0	400	116	PHE427FA5560JR05
0.068	5.0	11.0	13.0	10.0	800		700		1.0	400	115	PHE427FA5680JR05
LEAD SPACING 15 MM												
0.082	5.5	10.5	18.0	15.0	1000		600		1.5	200	100	PHE427FB5820JR06
0.10	5.5	10.5	18.0	15.0	1000		600		1.5	200	98	PHE427FB6100JR06
0.12	5.5	12.5	18.0	15.0	1000		600		1.7	200	85	PHE427FB6120JR06
0.15	6.5	12.5	18.0	15.0	1000		500		2.0	200	82	PHE427FB6150JR06
0.18	7.5	14.5	18.0	15.0	800		400		2.7	200	74	PHE427FB6180JR06
0.22	7.5	14.5	18.0	15.0	800		400		2.7	200	72	PHE427FB6220JR06
0.27	8.5	16.0	18.0	15.0	600		400		3.4	200	65	PHE427FB6270JR06
0.33	8.5	16.0	18.0	15.0	600		400		3.4	200	64	PHE427FB6330JR06
LEAD SPACING 22.5 MM												
0.22	6.5	14.5	26.0	22.5		234			3.2	100	58	PHE427FD6220JR06L2
0.27	7.0	16.5	26.0	22.5		216			3.9	100	53	PHE427FD6270JR06L2
0.33	7.0	16.5	26.0	22.5		216			3.9	100	52	PHE427FD6330JR06L2
0.39	8.0	16.0	26.0	22.5		186			4.3	100	52	PHE427FD6390JR06L2
0.47	8.0	16.0	26.0	22.5		186			4.3	100	52	PHE427FD6470JR06L2
0.56	9.0	18.5	26.0	22.5		168			5.6	100	46	PHE427FD6560JR06L2
0.68	9.0	18.5	26.0	22.5		168			5.6	100	46	PHE427FD6680JR06L2
0.82	11.0	21.5	26.0	22.5		253			8.0	100	40	PHE427FD6820JR06L2
1.0	11.0	21.5	26.0	22.5		253			8.0	100	39	PHE427FD7100JR06L2
LEAD SPACING 27.5 MM												
1.0	10.5	20.5	31.5	27.5		216			8.8	60	37	PHE427FF7100JR06L2
1.2	11.5	22.5	31.5	27.5		198			10.6	60	34	PHE427FF7120JR06L2
1.5	11.5	22.5	31.5	27.5		198			10.6	60	34	PHE427FF7150JR06L2
1.8	17.5	28.0	31.5	27.5		126			19.7	60	28	PHE427FF7180JR06L2
2.2	17.5	28.0	31.5	27.5		126			19.7	60	27	PHE427FF7220JR06L2
LEAD SPACING 37.5 MM												
1.8	13.0	24.0	41.0	37.5		140			16.6	50	27	PHE427FR7180JR06L2
2.2	15.0	26.0	41.0	37.5		119			20.8	50	26	PHE427FR7220JR06L2
2.7	15.0	26.0	41.0	37.5		119			20.8	50	25	PHE427FR7270JR06L2
3.3	15.0	26.0	41.0	37.5		119			20.8	50	25	PHE427FR7330JR06L2
3.9	16.5	32.0	41.0	37.5		105			28.1	50	21	PHE427FR7390JR06L2
4.7	16.5	32.0	41.0	37.5		105			28.1	50	20	PHE427FR7470JR06L2
5.6	19.0	36.0	41.0	37.5		91			36.5	50	18	PHE427FR7560JR06L2
6.8	19.0	36.0	41.0	37.5		91			36.5	50	18	PHE427FR7680JR06L2
250 VDC/160 VAC												
LEAD SPACING 7.5 MM												
0.00068	4.0	8.0	10.0	7.5	1000		1700	1900	0.5	800	160	PHE427HK3680JR05
0.00082	4.0	8.0	10.0	7.5	1000		1700	1900	0.5	800	160	PHE427HK3820JR05
0.0010	4.0	8.0	10.0	7.5	1000		1700	1900	0.5	800	160	PHE427HK4100JR05
0.0012	4.0	8.0	10.0	7.5	1000		1700	1900	0.5	800	160	PHE427HK4120JR05
0.0015	4.0	8.0	10.0	7.5	1000		1700	1900	0.5	800	160	PHE427HK4150JR05
0.0018	4.0	8.0	10.0	7.5	1000		1700	1900	0.5	800	160	PHE427HK4180JR05
0.0022	4.0	8.0	10.0	7.5	1000		1700	1900	0.5	800	160	PHE427HK4220JR05
0.0027	4.0	8.0	10.0	7.5	1000		1700	1900	0.5	800	160	PHE427HK4270JR05
0.0033	4.0	8.0	10.0	7.5	1000		1700	1900	0.5	800	160	PHE427HK4330JR05
0.0039	4.0	8.0	10.0	7.5	1000		1700	1900	0.5	800	160	PHE427HK4390JR05
0.0047	4.0	8.0	10.0	7.5	1000		1700	1900	0.5	800	160	PHE427HK4470JR05
0.0056	4.0	8.0	10.0	7.5	1000		1700	1900	0.5	800	160	PHE427HK4560JR05
0.0068	4.0	8.0	10.0	7.5	1000		1700	1900	0.5	800	160	PHE427HK4680JR05
0.0082	4.0	8.0	10.0	7.5	1000		1700	1900	0.5	800	160	PHE427HK4820JR05
0.010	4.0	8.0	10.0	7.5	1000		1700	1900	0.5	800	160	PHE427HK5100JR05

ARTICLE TABLE

Capacitance μF	Max dimensions in mm				Quantity per package				Weight g	Max dU/dt V/ μs	Rthha °C/W 85 °C 0.2 m/s	Article code
	B	H	L	p	Bulk	Tray	Reel	Ammo				
250 VDC/160 VAC												
LEAD SPACING 7.5 MM												
0.012	4.0	8.0	10.0	7.5	1000		1700	1900	0.5	800	160	PHE427HK5120JR05
0.015	4.0	8.0	10.0	7.5	1000		1700	1900	0.5	800	160	PHE427HK5150JR05
0.018	4.0	8.0	10.0	7.5	1000		1700	1900	0.5	800	160	PHE427HK5180JR05
0.022	4.0	8.0	10.0	7.5	1000		1700	1900	0.5	800	160	PHE427HK5220JR05
0.027	5.0	11.0	10.0	7.5	1000		1300	1500	0.8	800	160	PHE427HK5270JR05
0.033	5.0	11.0	10.0	7.5	1000		1300	1500	0.8	800	160	PHE427HK5330JR05
0.039	5.0	11.0	10.0	7.5	1000		1300	1500	0.8	800	160	PHE427HK5390JR05
0.047	5.0	11.0	10.0	7.5	1000		1300	1500	0.8	800	160	PHE427HK5470JR05
0.056	6.0	12.0	10.5	7.5	1000		1000	1200	1.0	800	160	PHE427HK5560JR05
0.068	6.0	12.0	10.5	7.5	1000		1000	1200	1.0	800	160	PHE427HK5680JR05
LEAD SPACING 10 MM												
0.015	4.0	9.0	13.0	10.0	1000		900		0.6	400	142	PHE427HA5150JR05
0.018	4.0	9.0	13.0	10.0	1000		900		0.6	400	142	PHE427HA5180JR05
0.022	4.0	9.0	13.0	10.0	1000		900		0.6	400	142	PHE427HA5220JR05
0.027	4.0	9.0	13.0	10.0	1000		900		0.6	400	139	PHE427HA5270JR05
0.033	4.5	10.5	13.0	10.0	1000		800		0.9	400	121	PHE427HA5330JR05
0.039	5.0	11.0	13.0	10.0	800		700		1.0	400	116	PHE427HA5390JR05
LEAD SPACING 15 MM												
0.047	5.5	10.5	18.0	15.0	1000		600		1.5	600	100	PHE427HB5470JR06
0.056	5.5	10.5	18.0	15.0	1000		600		1.5	600	100	PHE427HB5560JR06
0.068	5.5	10.5	18.0	15.0	1000		600		1.5	600	98	PHE427HB5680JR06
0.082	5.5	12.5	18.0	15.0	1000		600		1.7	600	86	PHE427HB5820JR06
0.10	6.5	12.5	18.0	15.0	1000		500		2.0	600	83	PHE427HB6100JR06
0.12	7.5	14.5	18.0	15.0	800		400		2.7	600	74	PHE427HB6120JR06
0.15	7.5	14.5	18.0	15.0	800		400		2.7	600	73	PHE427HB6150JR06
0.18	8.5	16.0	18.0	15.0	600		400		3.4	600	67	PHE427HB6180JR06
0.22	8.5	16.0	18.0	15.0	600		400		3.4	600	65	PHE427HB6220JR06
LEAD SPACING 22.5 MM												
0.18	6.5	14.5	26.0	22.5	234				3.2	400	58	PHE427HD6180JR06L2
0.22	7.0	16.5	26.0	22.5	216				3.9	400	53	PHE427HD6220JR06L2
0.27	7.0	16.5	26.0	22.5	216				3.9	400	52	PHE427HD6270JR06L2
0.33	9.0	18.5	26.0	22.5	168				5.6	400	48	PHE427HD6330JR06L2
0.39	9.0	18.5	26.0	22.5	168				5.6	400	46	PHE427HD6390JR06L2
0.47	9.0	18.5	26.0	22.5	168				5.6	400	46	PHE427HD6470JR06L2
0.56	11.0	21.5	26.0	22.5	253				8.0	400	41	PHE427HD6560JR06L2
0.68	11.0	21.5	26.0	22.5	253				8.0	400	40	PHE427HD6680JR06L2
LEAD SPACING 27.5 MM												
0.56	10.5	20.5	31.5	27.5	216				8.0	300	38	PHE427HF6560JR06L2
0.68	10.5	20.5	31.5	27.5	216				8.0	300	38	PHE427HF6680JR06L2
0.82	11.5	22.5	31.5	27.5	198				10.6	300	34	PHE427HF6820JR06L2
1.0	11.5	22.5	31.5	27.5	198				10.6	300	34	PHE427HF7100JR06L2
1.2	14.5	24.5	31.5	27.5	153				14.5	300	31	PHE427HF7120JR06L2
1.5	14.5	24.5	31.5	27.5	153				14.5	300	30	PHE427HF7150JR06L2
1.8	17.5	28.0	31.5	27.5	126				19.7	300	27	PHE427HF7180JR06L2
2.2	17.5	28.0	31.5	27.5	126				19.7	300	26	PHE427HF7220JR06L2
LEAD SPACING 37.5 MM												
1.5	13.0	24.0	41.0	37.5	140				16.6	200	27	PHE427HR7150JR06L2
1.8	15.0	26.0	41.0	37.5	119				20.8	200	25	PHE427HR7180JR06L2
2.2	16.5	32.0	41.0	37.5	105				28.1	200	22	PHE427HR7220JR06L2
2.7	16.5	32.0	41.0	37.5	105				28.1	200	22	PHE427HR7270JR06L2
3.3	16.5	32.0	41.0	37.5	105				28.1	200	20	PHE427HR7330JR06L2
3.9	19.0	36.0	41.0	37.5	91				36.5	200	18	PHE427HR7390JR06L2
4.7	19.0	36.0	41.0	37.5	91				36.5	200	18	PHE427HR7470JR06L2

ARTICLE TABLE

Capacitance μF	Max dimensions in mm				Quantity per package				Weight g	Max dU/dt V/ μs	Rthja °C/W 85 °C 0.2 m/s	Article code
	B	H	L	p	Bulk	Tray	Reel	Ammo				
400 VDC/220 VAC												
LEAD SPACING 7.5 MM												
0.00068	4.0	8.0	10.0	7.5	1000		1700	1900	0.5	1200	160	PHE427KK3680JR05
0.00082	4.0	8.0	10.0	7.5	1000		1700	1900	0.5	1200	160	PHE427KK3820JR05
0.0010	4.0	8.0	10.0	7.5	1000		1700	1900	0.5	1200	160	PHE427KK4100JR05
0.0012	4.0	8.0	10.0	7.5	1000		1700	1900	0.5	1200	160	PHE427KK4120JR05
0.0015	4.0	8.0	10.0	7.5	1000		1700	1900	0.5	1200	160	PHE427KK4150JR05
0.0018	4.0	8.0	10.0	7.5	1000		1700	1900	0.5	1200	160	PHE427KK4180JR05
0.0022	4.0	8.0	10.0	7.5	1000		1700	1900	0.5	1200	160	PHE427KK4220JR05
0.0027	4.0	8.0	10.0	7.5	1000		1700	1900	0.5	1200	160	PHE427KK4270JR05
0.0033	4.0	8.0	10.0	7.5	1000		1700	1900	0.5	1200	160	PHE427KK4330JR05
0.0039	4.0	8.0	10.0	7.5	1000		1700	1900	0.5	1200	160	PHE427KK4390JR05
0.0047	4.0	8.0	10.0	7.5	1000		1700	1900	0.5	1200	160	PHE427KK4470JR05
0.0056	4.0	8.0	10.0	7.5	1000		1700	1900	0.5	1200	160	PHE427KK4560JR05
0.0068	4.0	8.0	10.0	7.5	1000		1700	1900	0.5	1200	160	PHE427KK4680JR05
0.0082	4.0	8.0	10.0	7.5	1000		1700	1900	0.5	1200	160	PHE427KK4820JR05
0.010	4.0	8.0	10.0	7.5	1000		1700	1900	0.5	1200	160	PHE427KK5100JR05
0.012	4.0	8.0	10.0	7.5	1000		1700	1900	0.5	1200	160	PHE427KK5120JR05
0.015	5.0	11.0	10.0	7.5	1000		1300	1500	0.8	1200	160	PHE427KK5150JR05
0.018	5.0	11.0	10.0	7.5	1000		1300	1500	0.8	1200	160	PHE427KK5180JR05
0.022	5.0	11.0	10.0	7.5	1000		1300	1500	0.8	1200	160	PHE427KK5220JR05
0.027	5.0	11.0	10.0	7.5	1000		1300	1500	0.8	1200	160	PHE427KK5270JR05
0.033	5.0	11.0	10.0	7.5	1000		1300	1500	0.8	1200	160	PHE427KK5330JR05
0.039	6.0	12.0	10.5	7.5	1000		1000	1200	1.0	1200	160	PHE427KK5390JR05
0.047	6.0	12.0	10.5	7.5	1000		1000	1200	1.0	1200	160	PHE427KK5470JR05
LEAD SPACING 10 MM												
0.0082	4.0	8.0	13.0	10.0	1000		900		0.6	600	142	PHE427KA4820JR05
0.010	4.0	9.0	13.0	10.0	1000		900		0.6	600	142	PHE427KA5100JR05
0.012	4.0	9.0	13.0	10.0	1000		900		0.6	600	142	PHE427KA5120JR05
0.015	4.0	9.0	13.0	10.0	1000		900		0.9	600	142	PHE427KA5150JR05
0.018	4.5	10.5	13.0	10.0	1000		800		0.9	600	122	PHE427KA5180JR05
0.022	5.0	11.0	13.0	10.0	800		700		1.0	600	116	PHE427KA5220JR05
0.027	5.0	11.0	13.0	10.0	800		700		1.0	600	116	PHE427KA5270JR05
LEAD SPACING 15 MM												
0.033	5.5	10.5	18.0	15.0	1000		600		1.5	1000	99	PHE427KB5330JR06
0.039	5.5	10.5	18.0	15.0	1000		600		1.5	1000	99	PHE427KB5390JR06
0.047	5.5	12.5	18.0	15.0	1000		600		1.7	1000	99	PHE427KB5470JR06
0.056	6.5	12.5	18.0	15.0	1000		500		2.0	1000	86	PHE427KB5560JR06
0.068	6.5	12.5	18.0	15.0	1000		500		2.0	1000	83	PHE427KB5680JR06
0.082	7.5	14.5	18.0	15.0	800		400		2.7	1000	74	PHE427KB5820JR06
0.10	8.0	15.0	18.0	15.0	600		400		3.0	1000	71	PHE427KB6100JR06
0.12	8.5	16.0	18.0	15.0	600		400		3.4	1000	67	PHE427KB6120JR06
LEAD SPACING 22.5 MM												
0.12	6.5	14.5	26.0	22.5		234			3.2	600	58	PHE427KD6120JR06L2
0.15	7.0	16.5	26.0	22.5		216			3.9	600	52	PHE427KD6150JR06L2
0.18	8.0	16.0	26.0	22.5		186			4.3	600	53	PHE427KD6180JR06L2
0.22	9.0	18.5	26.0	22.5		168			5.6	600	48	PHE427KD6220JR06L2
0.27	10.5	19.0	26.0	22.5		264			6.7	600	45	PHE427KD6270JR06L2
0.33	11.0	21.5	26.0	22.5		253			8.0	600	42	PHE427KD6330JR06L2
0.39	11.0	21.5	26.0	22.5		253			8.0	600	40	PHE427KD6390JR06L2
LEAD SPACING 27.5 MM												
0.33	10.5	20.5	31.5	27.5		216			8.8	500	37	PHE427KF6330JR06L2
0.39	10.5	20.5	31.5	27.5		216			8.8	500	37	PHE427KF6390JR06L2
0.47	10.5	20.5	31.5	27.5		216			8.8	500	37	PHE427KF6470JR06L2
0.56	11.5	22.5	31.5	27.5		198			10.6	500	34	PHE427KF6560JR06L2
0.68	14.5	24.5	31.5	27.5		153			14.5	500	32	PHE427KF6680JR06L2
0.82	14.5	24.5	31.5	27.5		153			19.7	500	28	PHE427KF6820JR06L2
1.0	17.5	28.0	31.5	27.5		126			19.7	500	27	PHE427KF7100JR06L2

ARTICLE TABLE

Capacitance µF	Max dimensions in mm				Quantity per package				Weight g	Max dU/dt V/µs	Rthja °C/W 85 °C 0.2 m/s	Article code
	B	H	L	p	Bulk	Tray	Reel	Ammo				

400 VDC/220 VAC

LEAD SPACING 37.5 MM

1.0	13.0	24.0	41.0	37.5				140		16.6	300	27	PHE427KR7100JR06L2
1.2	15.0	26.0	41.0	37.5				119		20.8	300	25	PHE427KR7120JR06L2
1.5	16.5	32.0	41.0	37.5				105		28.1	300	22	PHE427KR7150JR06L2
1.8	16.5	32.0	41.0	37.5				105		28.1	300	21	PHE427KR7180JR06L2
2.2	19.0	36.0	41.0	37.5				91		36.5	300	19	PHE427KR7220JR06L2

630 VDC/300 VAC

LEAD SPACING 7.5 MM

0.00068	4.0	8.0	10.0	7.5	1000				1700	1900	0.5	1400	160	PHE427MK3680JR05
0.00082	4.0	8.0	10.0	7.5	1000				1700	1900	0.5	1400	160	PHE427MK3820JR05
0.0010	4.0	8.0	10.0	7.5	1000				1700	1900	0.5	1400	160	PHE427MK4100JR05
0.0012	4.0	8.0	10.0	7.5	1000				1700	1900	0.5	1400	160	PHE427MK4120JR05
0.0015	4.0	8.0	10.0	7.5	1000				1700	1900	0.5	1400	160	PHE427MK4150JR05
0.0018	4.0	8.0	10.0	7.5	1000				1700	1900	0.5	1400	160	PHE427MK4180JR05
0.0022	4.0	8.0	10.0	7.5	1000				1700	1900	0.5	1400	160	PHE427MK4220JR05
0.0027	4.0	8.0	10.0	7.5	1000				1700	1900	0.5	1400	160	PHE427MK4270JR05
0.0033	4.0	8.0	10.0	7.5	1000				1700	1900	0.5	1400	160	PHE427MK4330JR05
0.0039	4.0	8.0	10.0	7.5	1000				1700	1900	0.5	1400	160	PHE427MK4390JR05
0.0047	4.0	8.0	10.0	7.5	1000				1700	1900	0.5	1400	160	PHE427MK4470JR05
0.0056	4.0	8.0	10.0	7.5	1000				1700	1900	0.5	1400	160	PHE427MK4560JR05
0.0068	5.0	11.0	10.0	7.5	1000				1300	1500	0.8	1400	160	PHE427MK4680JR05
0.0082	5.0	11.0	10.0	7.5	1000				1300	1500	0.8	1400	160	PHE427MK4820JR05
0.010	5.0	11.0	10.0	7.5	1000				1300	1500	0.8	1400	160	PHE427MK5100JR05
0.012	6.0	12.0	10.5	7.5	1000				1000	1200	1.0	1400	160	PHE427MK5120JR05
0.015	6.0	12.0	10.5	7.5	1000				1000	1200	1.0	1400	160	PHE427MK5150JR05

LEAD SPACING 10 MM

0.0015	4.0	9.0	13.0	10.0	1000				900		0.6	800	142	PHE427MA4150JR05
0.0018	4.0	9.0	13.0	10.0	1000				900		0.6	800	142	PHE427MA4180JR05
0.0022	4.0	9.0	13.0	10.0	1000				900		0.6	800	139	PHE427MA4220JR05
0.0027	4.0	9.0	13.0	10.0	1000				900		0.6	800	139	PHE427MA4270JR05
0.0033	4.0	9.0	13.0	10.0	1000				900		0.6	800	121	PHE427MA4330JR05
0.0039	4.0	9.0	13.0	10.0	1000				900		0.6	800	116	PHE427MA4390JR05
0.0047	4.0	9.0	13.0	10.0	1000				900		0.6	800	100	PHE427MA4470JR05
0.0056	4.0	9.0	13.0	10.0	1000				900		0.6	800	100	PHE427MA4560JR05
0.0068	4.0	9.0	13.0	10.0	1000				900		0.6	800	98	PHE427MA4680JR05
0.0082	4.5	10.5	13.0	10.0	1000				800		0.9	800	86	PHE427MA4820JR05
0.010	4.5	10.5	13.0	10.0	1000				800		0.9	800	142	PHE427MA5100JR05
0.012	5.0	11.0	13.0	10.0	800				700		1.0	800	142	PHE427MA5120JR05
0.015	5.0	11.0	13.0	10.0	800				700		1.0	800	142	PHE427MA5150JR05

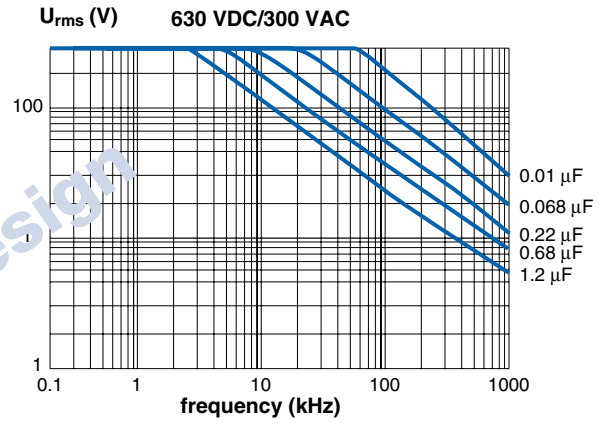
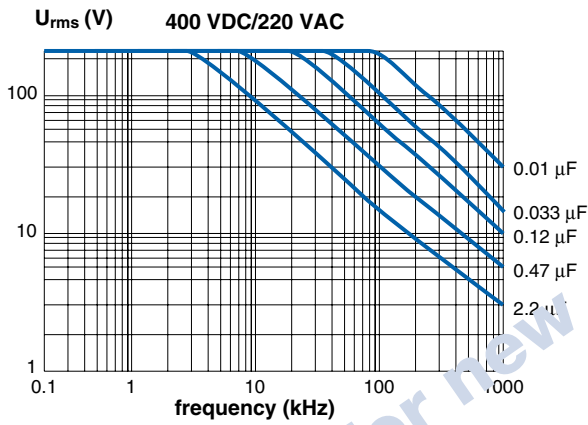
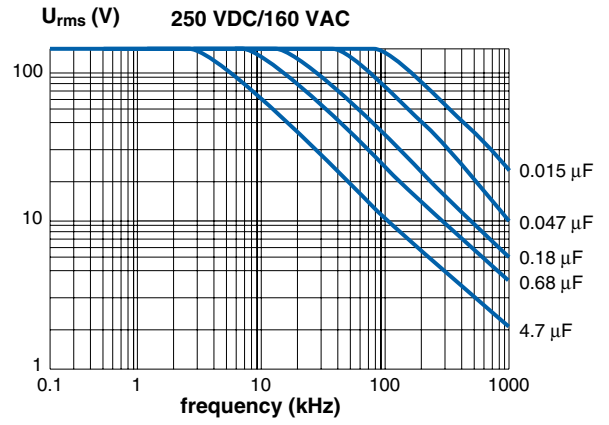
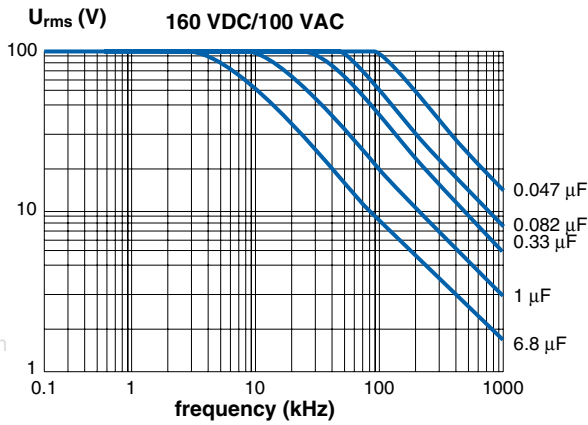
LEAD SPACING 15 MM

0.010	5.5	10.5	18.0	15.0	1000				600		1.5	1000	99	PHE427MB5100JR06
0.012	5.5	10.5	18.0	15.0	1000				600		1.5	1000	99	PHE427MB5120JR06
0.015	5.5	10.5	18.0	15.0	1000				600		1.5	1000	98	PHE427MB5150JR06
0.018	5.5	10.5	18.0	15.0	1000				600		1.5	1000	98	PHE427MB5180JR06
0.022	5.5	10.5	18.0	15.0	1000				600		1.5	1000	98	PHE427MB5220JR06
0.027	5.5	12.5	18.0	15.0	1000				600		1.7	1000	85	PHE427MB5270JR06
0.033	5.5	12.5	18.0	15.0	1000				600		1.7	1000	84	PHE427MB5330JR06
0.039	7.5	14.5	18.0	15.0	800				400		2.7	1000	74	PHE427MB5390JR06
0.047	7.5	14.5	18.0	15.0	800				400		2.7	1000	74	PHE427MB5470JR06
0.056	7.5	14.5	18.0	15.0	800				400		2.7	1000	73	PHE427MB5560JR06
0.068	8.5	16.0	18.0	15.0	600				400		3.4	1000	67	PHE427MB5680JR06

ARTICLE TABLE

Capacitance μF	Max dimensions in mm				Quantity per package				Weight g	Max dU/dt $\text{V}/\mu\text{s}$	Rthha °C/W 85 °C 0.2 m/s	Article code
	B	H	L	p	Bulk	Tray	Reel	Ammo				
630 VDC/300 VAC												
LEAD SPACING 22.5 MM												
0.047	6.5	14.5	26.0	22.5		234			3.2	600	58	PHE427MD5470JR06L2
0.056	6.5	14.5	26.0	22.5		234			3.2	600	58	PHE427MD5560JR06L2
0.068	6.5	14.5	26.0	22.5		234			3.2	600	58	PHE427MD5680JR06L2
0.082	7.0	16.5	26.0	22.5		216			3.9	600	53	PHE427MD5820JR06L2
0.10	7.0	16.5	26.0	22.5		216			3.9	600	52	PHE427MD6100JR06L2
0.12	9.0	18.5	26.0	22.5		168			5.6	600	48	PHE427MD6120JR06L2
0.15	9.0	18.5	26.0	22.5		168			5.6	600	46	PHE427MD6150JR06L2
0.18	10.5	19.0	26.0	22.5		264			6.7	600	45	PHE427MD6180JR06L2
0.22	11.0	21.5	26.0	22.5		253			8.0	600	41	PHE427MD6220JR06L2
LEAD SPACING 27.5 MM												
0.15	10.5	20.5	31.5	27.5		216			8.0	300	37	PHE427MF6150JR06L2
0.18	10.5	20.5	31.5	27.5		216			8.0	300	37	PHE427MF6180JR06L2
0.22	10.5	20.5	31.5	27.5		216			8.0	300	37	PHE427MF6220JR06L2
0.27	11.5	22.5	31.5	27.5		198			10.6	300	35	PHE427MF6270JR06L2
0.33	11.5	22.5	31.5	27.5		198			10.6	300	34	PHE427MF6330JR06L2
0.39	14.5	24.5	31.5	27.5		153			14.5	300	32	PHE427MF6390JR06L2
0.47	14.5	24.5	31.5	27.5		153			14.5	300	31	PHE427MF6470JR06L2
0.56	17.5	28.0	31.5	27.5		126			19.7	300	28	PHE427MF6560JR06L2
0.68	17.5	28.0	31.5	27.5		126			19.7	300	27	PHE427MF6680JR06L2
LEAD SPACING 37.5 MM												
0.47	13.0	24.0	41.0	37.5		140			16.6	250	27	PHE427MR6470JR06L2
0.56	13.0	24.0	41.0	37.5		140			16.6	250	27	PHE427MR6560JR06L2
0.68	15.0	26.0	41.0	37.5		119			20.8	250	25	PHE427MR6680JR06L2
0.82	16.5	32.0	41.0	37.5		105			28.1	250	22	PHE427MR6820JR06L2
1.0	16.5	32.0	41.0	37.5		105			28.1	250	22	PHE427MR7100JR06L2
1.2	19.0	36.0	41.0	37.5		91			36.5	250	19	PHE427MR7120JR06L2
1000 VDC/375 VAC												
LEAD SPACING 7.5 MM												
0.00068	4.0	8.0	10.0	7.5	1000		1700	1900	0.5	2000	160	PHE427PK3680JR05
0.00082	4.0	8.0	10.0	7.5	1000		1700	1900	0.5	2000	160	PHE427PK3820JR05
0.0010	4.0	8.0	10.0	7.5	1000		1700	1900	0.5	2000	160	PHE427PK4100JR05
0.0012	4.0	8.0	10.0	7.5	1000		1700	1900	0.5	2000	160	PHE427PK4120JR05
0.0015	4.0	8.0	10.0	7.5	1000		1700	1900	0.5	2000	160	PHE427PK4150JR05
0.0018	4.0	8.0	10.0	7.5	1000		1700	1900	0.5	2000	160	PHE427PK4180JR05
0.0022	4.0	8.0	10.0	7.5	1000		1700	1900	0.5	2000	160	PHE427PK4220JR05
0.0027	5.0	11.0	10.0	7.5	1000		1300	1500	0.8	2000	160	PHE427PK4270JR05
0.0033	5.0	11.0	10.0	7.5	1000		1300	1500	0.8	2000	160	PHE427PK4330JR05
0.0039	5.0	11.0	10.0	7.5	1000		1300	1500	0.8	2000	160	PHE427PK4390JR05
0.0047	5.0	11.0	10.0	7.5	1000		1300	1500	0.8	2000	160	PHE427PK4470JR05
0.0056	5.0	11.0	10.0	7.5	1000		1300	1500	0.8	2000	160	PHE427PK4560JR05
0.0068	6.0	12.0	10.5	7.5	1000		1000	1200	1.0	2000	160	PHE427PK4680JR05
0.0082	6.0	12.0	10.5	7.5	1000		1000	1200	1.0	2000	160	PHE427PK4820JR05
LEAD SPACING 10.0 MM												
0.0010	4.0	9.0	13.0	10.0	1000	1000		900	0.6	2000	160	PHE427PA4100JR05
0.0012	4.0	9.0	13.0	10.0	1000	1000		900	0.6	2000	160	PHE427PA4120JR05
0.0015	4.0	9.0	13.0	10.0	1000	1000		900	0.6	2000	160	PHE427PA4150JR05
0.0018	4.0	9.0	13.0	10.0	1000	1000		900	0.6	2000	160	PHE427PA4180JR05
0.0022	4.0	9.0	13.0	10.0	1000	1000		900	0.6	2000	160	PHE427PA4220JR05
0.0027	4.0	9.0	13.0	10.0	1000	1000		900	0.6	2000	160	PHE427PA4270JR05
0.0033	4.0	9.0	13.0	10.0	1000	1000		900	0.6	2000	160	PHE427PA4330JR05
0.0039	4.0	9.0	13.0	10.0	1000	1000		900	0.6	2000	160	PHE427PA4390JR05

DERATING OF U_{RMS} VS FREQUENCY, +85°C AMBIENT TEMPERATURE AND 10°C INTERNAL HEATING, TYPICAL VALUES



More simulation possibilities in PCCADsoftware package. See page 204.

ORDERING INFORMATION

The article code for the standard part is given in the article table. For other options, see page 21.

MARKING

- RIFA
- Article code
- Rated capacitance according to IEC 60062
- Rated voltage
- Capacitance tolerance code
- Manufacturing code (year, month)

PACKING

The box dimensions for bulk packaging are 245 x 145 x 80 mm. Quantity/package as in article table, based on standard lead length. Reels with taped capacitors are packed 10 in a box with the dimensions 370 x 370 x 560 mm. Quantity per reel as in article table. The standard quantity/reel is for 360 mm reel. If 500 mm reel is required, it must be specified when ordering and the quantity is 2 x the given quantity.