

REVISION BC

DO NOT SCALE FROM THIS PRINT

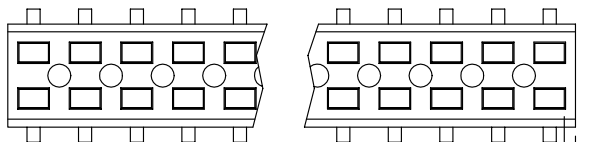


FIG. 6 (SEE NOTE 10)  
-BE OPTION  
(SAME AS FIG 1 EXCEPT INSULATOR)

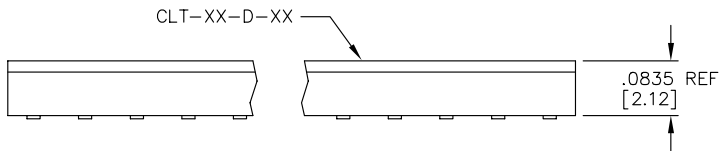
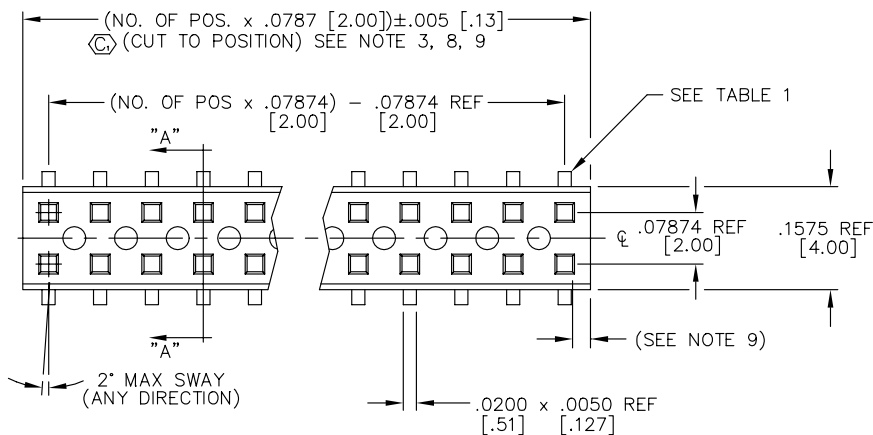


FIG. 1

**PATENT NUMBERS**

5713755  
5961339

**NOTES:**

1. COPLANARITY TO BE .004 FOR POSITIONS 2-25, .006 FOR POSITIONS 26-34, AND .008 FOR 35-50.
2. MINIMUM PUSHOUT FORCE: 5 LB.
3. WILL LOSE A POSITION FOR EVERY CUT MADE ON A SOCKET STRIP.
4. ALL OPTIONS: PACKAGE POSITIONS -04 THRU -50 IN PT-1-24-03-65 TUBE AS SHOWN IN VIEWS, WITH TWO TP-12 PLUGS PER TUBE. LAYER PACKAGE POSITIONS -02 & -03.
5. SHEAR TAILS TO DIMENSION SHOWN.
6. PARTS TO BE SYMMETRICAL ABOUT  $\epsilon$ .
7. .003 MAX. BURR.
8. CUT FLASH TO BE .010 [.25] MAX WITH NO FLASH ALLOWED IN HOLES OR EXTENDING BELOW LEADS
9. ENDWALL AFTER CUTTING: .0245 ± .003 [.622 ± .08]
10. ENDWALL AFTER CUTTING: .0169 ± .003 [.429 ± .08]
11. C-114-02 CAN BE USED FOR C-114-22.

**PROPRIETARY NOTE**  
THIS DOCUMENT CONTAINS INFORMATION CONFIDENTIAL AND PROPRIETARY TO SAMTEC INC. AND SHALL NOT BE REPRODUCED OR TRANSMITTED TO OTHER DOCUMENTS OR DISCLOSED TO OTHERS OR USED FOR ANY PURPOSE OTHER THAN THAT FOR WHICH IT WAS OBTAINED WITHOUT THE EXPRESSED WRITTEN CONSENT OF SAMTEC INC.

UNLESS OTHERWISE NOTED  
DIMENSIONS ARE IN INCHES TOLERANCES ARE:

ONE PLACE DECIMALS ±.1[2.5] THREE PLACE DECIMALS ±.005[.13] ANGLES ±10°  
TWO PLACE DECIMALS ±.01[.3] FOUR PLACE DECIMALS ±.0020[.051]

TITLE:  
2 MM LOW PROFILE  
SOCKET STRIP

DWG NO:  
CLT-1XX-02-XX-D-XX  
SHEET 1 OF 2

CLT-1XX-02-XX-D-XX

**OPTIONS**

NO. OF POS. PER ROW  
-02 THRU -50

LEAD STYLE SPEC.  
-02: SURFACE MOUNT  
(SEE TABLE 1)

- PLATING**
- F: FLASH GOLD IN CONTACT AREA, TIN ON REMAINDER (POST-PLATED CONTACT)
  - L: .000010 GOLD IN CONTACT AREA, TIN ON REMAINDER
  - G: .000010 GOLD IN CONTACT AREA, FLASH GOLD REMAINDER (POST-PLATED CONTACT)
  - S: .000030 GOLD IN CONTACT AREA, TIN ON REMAINDER (POST-PLATED ONLY) (USE C-114-22-S ONLY)
  - H: .000030 GOLD IN CONTACT AREA, FLASH GOLD REMAINDER. (POST PLATED ONLY)
  - FM: FLASH GOLD IN CONTACT AREA/MATTE TIN TAIL (POST PLATED ONLY)
  - LM: .000010 GOLD IN CONTACT AREA/MATTE TIN TAIL (POST PLATED ONLY)
  - SM: .000030 GOLD IN CONTACT AREA/MATTE TIN TAIL (POST PLATED ONLY)

- P: PICK & PLACE PAD AVAILABLE ON POSITIONS 04 THRU 50 ONLY (SEE FIG. 2, SHT 2. USE MPP-03)
- TR: TAPE AND REEL PACKAGING (02 THRU 36 POS ONLY)
- BE: BOTTOM ENTRY (SEE FIG. 6, USE CLT-XX-D-BE-XX)
- A: ALIGNMENT PIN (MOLDED OR STAKED) (SEE FIGS. 3 & 4, SHT 2) (STAKED MIN 5 POS) (MOLDED MIN 3 POS)
- K: POLYIMIDE FILM PAD (AVAILABLE ON POS. 4 THRU 50 ONLY) (.005 [.13] THICKNESS WITH SILICONE ADHESIVE) (SEE FIG 5, SHT 2) (USE K-500-300)

**ROW SPEC.**

-D DOUBLE ROW  
(USE CLT-XX-D EXCEPT FOR -BE OPTION)

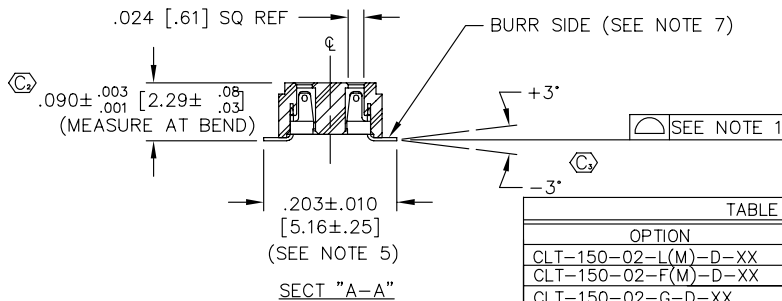


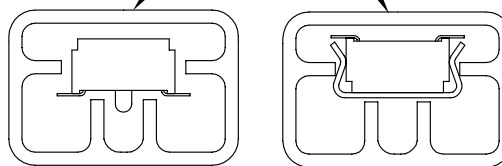
TABLE 1

OPTION	USE CONTACT
CLT-150-02-L(M)-D-XX	C-114-22-L(M)
CLT-150-02-F(M)-D-XX	C-114-22-F(M)
CLT-150-02-G-D-XX	C-114-22-G
CLT-150-02-L(M)-D-BE-XX	C-114-22-L(M)
CLT-150-02-F(M)-D-BE-XX	C-114-22-F(M)
CLT-150-02-G-D-BE-XX	C-114-22-G
CLT-150-02-S(M)-D-BE-XX	C-114-22-S(M)
CLT-150-02-H-D-BE-XX	C-114-22-H
CLT-150-02-H-D-XX	C-114-22-H

SEE NOTE 11

**PACKAGING VIEWS**

(SEE NOTE 4)  
PT-1-24-03-65  
USE TP-12 PLUGS



ALL OPTIONS EXCEPT -P  
OPTION W/O -A OPTION

POSITIONS 04 - 50

-P OPTION W/O -A OPTION

EXISPROD\ASSEMBLY\2MM  
CLT-ASM

**samtec**

520 PARK EAST BLVD. NEW ALBANY, INDIANA 47150  
PHONE (812) 944-6733 P.O. BOX 1147  
CODE 55322

MADE BY:  
BRATCHER 10-3-94

CLT-1XX-02-XX-D-XX  
SHEET 1 OF 2