

Ledtech SINGLE DIGIT DISPLAY

0.3" SINGLE DIGIT DISPLAY Electrical/Optical Characteristics at T_A=25°C & I_F=20mA

CHIP COLOR	0.3 inch STANDARD SINGLE DIGIT(H.P. TYPE)		0.3 inch SPECIAL D.P. SINGLE DIGIT(G.I. TYPE)		0.3 inch STANDARD SINGLE DIGIT(H.P. TYPE)		λ p (nm)	V _F (V)	I _V (mcd)	
	COMMON ANODE	COMMON CATHODE	COMMON ANODE	COMMON CATHODE	COMMON ANODE	COMMON CATHODE	TYP.	TYP.	MIN.	TYP.
GREEN	LA3021-16	LC3021-16	LA3021-12	LC3021-11	LA3021-13	LC3021-13	572	2.1	3.9	6.5
YELLOW	LA3031-16	LC3031-16	LA3031-12	LC3031-11	LA3031-13	LC3031-13	589	2.1	3.1	5.2
ORANGE	LA3041-16	LC3041-16	LA3041-12	LC3041-11	LA3041-13	LC3041-13	630	2.1	4.5	7.4
ORANGE	LA3041R-16	LC3041R-16	LA3041R-12	LC3041R-11	LA3041R-13	LC3041R-13	630	2.1	4.5	7.4
RED	LA3071R-16-M1	LC3071R-16-M1	LA3071R-12-M1	LC3071R-11-M1	LA3071R-13-M1	LC3071R-13-M1	660	1.7	17.4	29.0
RED	LA3051-16	LC3051-16	LA3051-12	LC3051-11	LA3051-13	LC3051-13	700	2.1	1.1	1.8

LA30X1-16

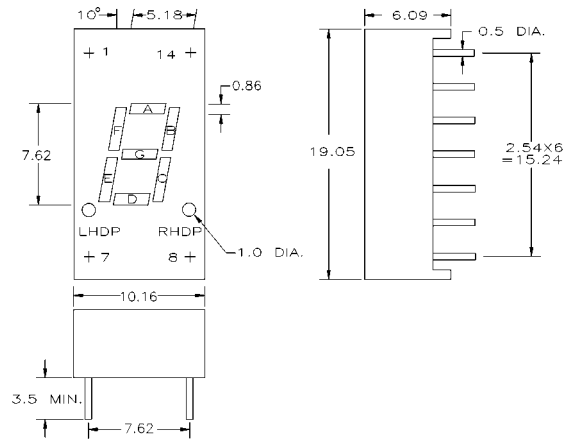
COMMON ANODE

PIN NO.	FUNCTION
1.	CATHODE A
2.	CATHODE F
3.	COMMON ANODE
4.	NO PIN
5.	NO PIN
6.	CATHODE LHDP
7.	CATHODE E
8.	CATHODE D
9.	CATHODE RHDP
10.	CATHODE C
11.	CATHODE G
12.	NO PIN
13.	CATHODE B
14.	COMMON ANODE

LC30X1-16

COMMON CATHODE

PIN NO.	FUNCTION
1.	NO PIN
2.	COMMON CATHODE
3.	ANODE F
4.	ANODE G
5.	ANODE E
6.	ANODE D
7.	NO PIN
8.	NO PIN
9.	COMMON CATHODE RHDP
10.	ANODE C
11.	ANODE B
12.	ANODE A
13.	ANODE A
14.	NO PIN



LA30X1-12

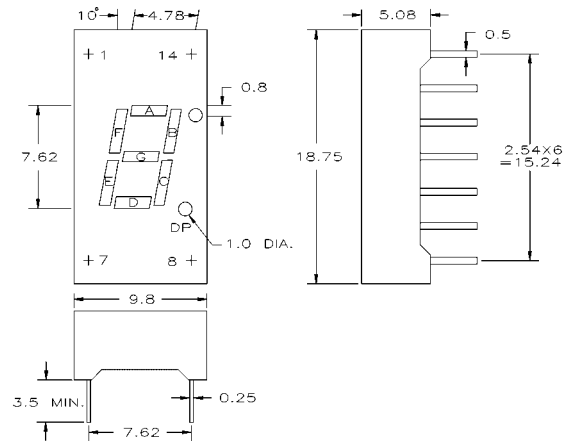
COMMON ANODE

PIN NO.	FUNCTION
1.	CATHODE A
2.	CATHODE F
3.	COMMON ANODE
4.	NO PIN
5.	NO PIN
6.	NO CONNECTION
7.	CATHODE E
8.	CATHODE D
9.	CATHODE DP
10.	CATHODE C
11.	CATHODE G
12.	NO PIN
13.	CATHODE B
14.	COMMON ANODE

LC30X1-11

COMMON CATHODE

PIN NO.	FUNCTION
1.	ANODE F
2.	ANODE G
3.	NO PIN
4.	COMMON CATHODE
5.	NO PIN
6.	ANODE E
7.	ANODE D
8.	ANODE C
9.	ANODE DP
10.	NO PIN
11.	NO PIN
12.	COMMON CATHODE
13.	ANODE B
14.	ANODE A



LA30X1-13

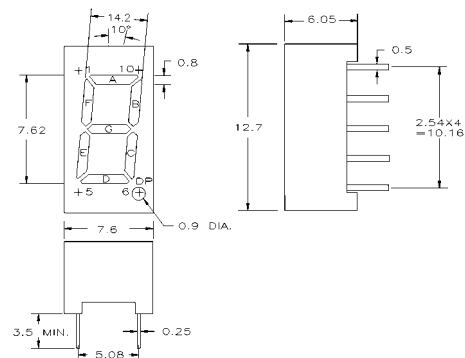
COMMON ANODE

PIN NO.	FUNCTION
1.	COMMON ANODE
2.	CATHODE F
3.	CATHODE G
4.	CATHODE E
5.	CATHODE D
6.	COMMON ANODE
7.	CATHODE DP
8.	CATHODE C
9.	CATHODE B
10.	CATHODE A

LC30X1-13

COMMON CATHODE

PIN NO.	FUNCTION
1.	COMMON CATHODE
2.	ANODE F
3.	ANODE G
4.	ANODE E
5.	ANODE D
6.	COMMON CATHODE
7.	ANODE DP
8.	ANODE C
9.	ANODE B
10.	ANODE A



NOTES : 1.ALL DIMENSIONS ARE IN mm, TOLERANCE IS ±0.25mm (0.01") UNLESS OTHERWISE NOTED.
2.THE SLOPE ANGLE OF ANY PIN MAY BE ±5° MAX.