

Performance filter

FN 332

- 1 to 10A current ratings
- Compact housing with solder or fast-on connections
- Optional surge voltage protection (Z types)
- Nennströme von 1 bis 10A
- Kompaktgehäuse mit Lötflächen oder Steckzungen
- Optionaler Stoßspannungsschutz (Z-Typen)
- Courants de service de 1 à 10A
- Boîtier compact avec connexions par cosses à souder ou fast-on
- Protection contre les surtensions (types Z)





Filter selection table

Choose the family FN xxx with the required current rating and features, and add /?? to determine input/output (line/load) connection style. Example: FN 332-6/01 is a 6A filter with solder lug connections.

Approvals



Family	Connections		Current ratings at 40°C (25°) A		Inductance L mH	Housing	Weight g
							
FN 332 -1 /??	/01	/05	1	(1.2)	10	G1	65
FN 332 -3 /??	/01	/05	3	(3.6)	2	G1	65
FN 332 -6 /??	/01	/05	6	(7.3)	0.8	G1	65
FN 332 -10 /??	/01	/05	10	(12)	0.5	G1	70

Additional specifications

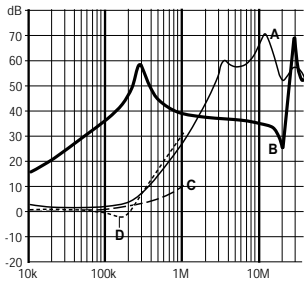
Filter type	Capacitance		Surge current A	Energy absorption J	Maximum leakage μA/phase	Maximum operating voltage		Operating frequency Hz	Hipot test voltage	
	C _x nF	C _y nF				VAC	Hz		PN→E VAC	P→N VDC
Standard types	15	2.2			190	250	50/60	DC to 400	2000	1700
FN 332Z types (surge protected)	15	2.2	1200	26	190	250	50/60	DC to 400	2000	350

MTBF at 40°C, 230V, per Mil-HB-217F: 710,000 hours.

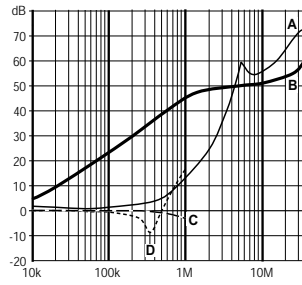
FN 332 insertion loss

Per CISPR 17; A = 50Ω/50Ω sym, B = 50Ω/50Ω asym, C = 0.1Ω/100Ω sym, D = 100Ω/0.1Ω sym

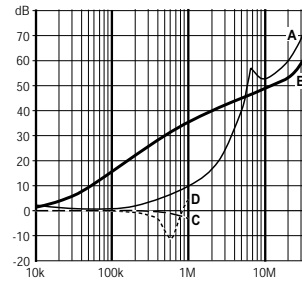
1 amp types



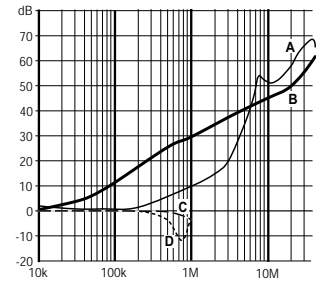
3 amp types



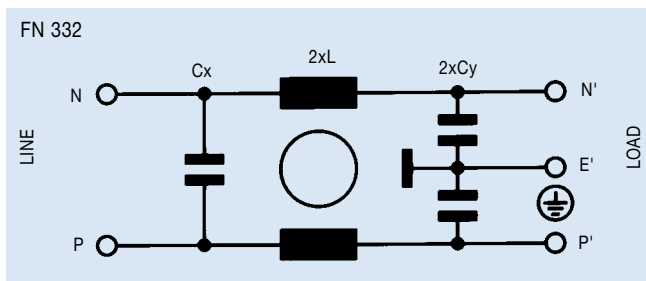
6 amp types



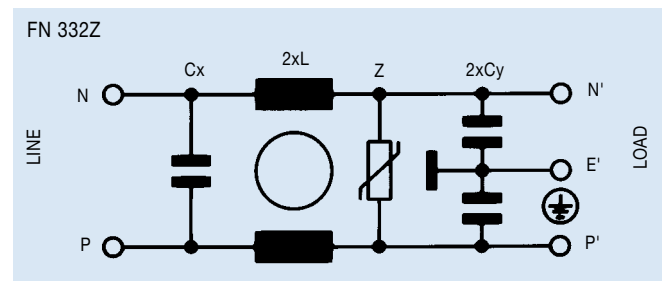
10 amp types



Electrical schematics



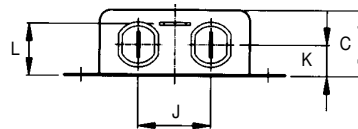
See tables for component values.



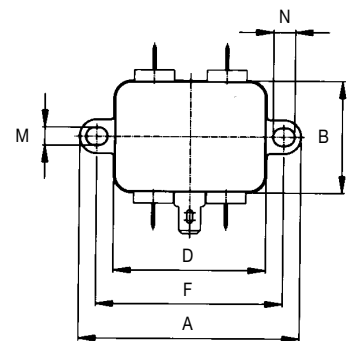
Mechanical data

		Tol. mm
A	45	± 0.5
B	41	± 0.5
C	24.8	± 0.5
D	29	± 0.5
F	37	± 0.4
J	12.5	± 0.2
K	9.6	± 0.2
L	18.7	± 0.5
M	3.5	± 0.1
N	3.9	± 0.1

Front view



Top view



Note:

The P and N connections of FN 332 are located in a horizontal position like shown on the picture. The mechanical drawing is a typical filter drawing.

All dimensions in mm; 1 inch = 25.4 mm