

**PLEASE CHECK WWW.MOLEX.COM FOR LATEST PART INFORMATION**

**Part Number:** **0190060005**  
**Status:** **Active**  
**Description:** Avikrimp™ Quick Disconnect for 18-22 AWG Wire, Female Flag, Tab 4.75mm (.187") x 0.51mm (.020")

**Documents:**

[Drawing \(PDF\)](#) [RoHS Certificate of Compliance \(PDF\)](#)

**Agency Certification**

CSA LR18689  
 UL E79133

**General**

Product Family Quick Disconnects  
 Series [19006](#)  
 Crimp Quality Equipment Yes  
 MolexKits Yes  
 Product Name Avikrimp™  
 Type Quick Disconnect

**Physical**

Barrel Type Closed  
 Color - Resin Natural  
 Flammability 94V-0  
 Gender Female  
 Glow-Wire Compliant No  
 Insulation Nylon (PA)  
 Lock to Mating Part None  
 Material - Metal Brass  
 Material - Resin Nylon  
 Orientation Flag  
 Packaging Type Bag  
 Polarized to Mating Part No  
 Tab Thickness 0.51mm (.020")  
 Tab Width 4.75mm (.187")  
 Temperature Range - Operating -65°C to +105°C  
 Wire Insulation Diameter 3.81mm (.150") max.  
 Wire Size AWG 18, 20, 22  
 Wire Size mm² 0.35 - 0.80

**Electrical**

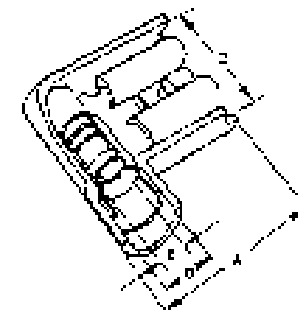
Voltage - Maximum 600V

**Material Info**

Old Part Number AA-5222

**Reference - Drawing Numbers**

Sales Drawing CDFLA187



*Series  
 image - Reference only*

**EU RoHS**

**ELV and RoHS  
 Compliant**  
**REACH SVHC**  
 Not Reviewed  
**Halogen-Free  
 Status**  
**Not Reviewed**

**China RoHS**



**Need more information on product  
 environmental compliance?**

Email [productcompliance@molex.com](mailto:productcompliance@molex.com)  
 For a multiple part number RoHS Certificate of  
 Compliance, [click here](#)

Please visit the [Contact Us](#) section for any  
 non-product compliance questions.

**Search Parts in this Series**

[19006Series](#)

**Application Tooling | [FAQ](#)**

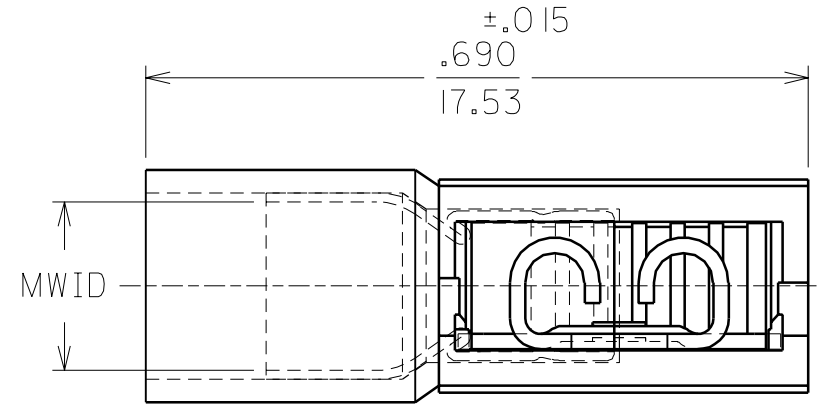
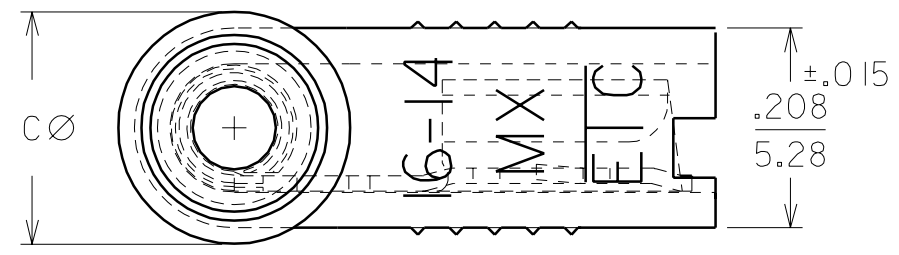
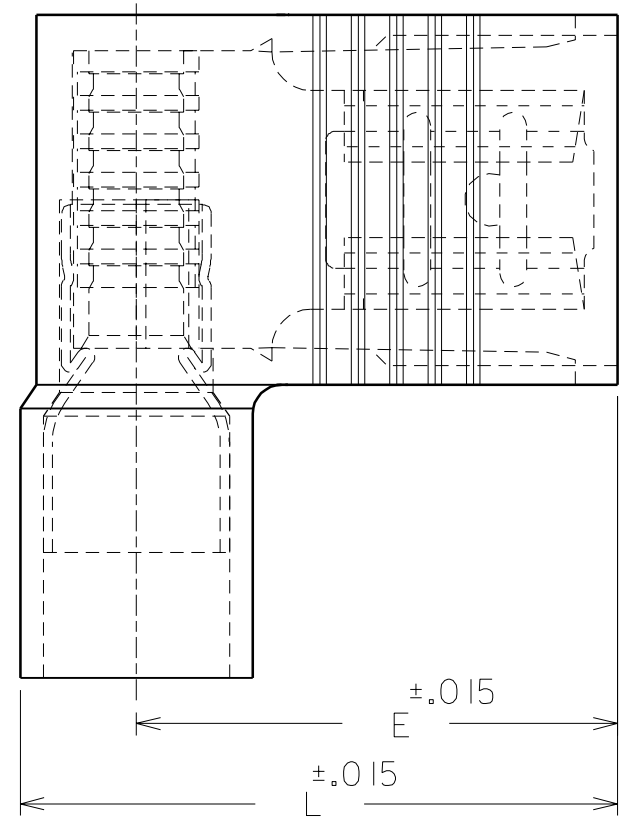
*Tooling specifications and manuals are  
 found by selecting the products below.  
 Crimp Height Specifications are then  
 contained in the Application Tooling  
 Specification document.*

**Global**

Description	Product #
Hand Crimp Tool	<a href="#">0640014300</a>
Crimp Head for the AT-200™ Pneumatic Hand Tool	<a href="#">0640054300</a>

PART NO.	AWG	COLOR	MWID	TAB SIZE	L	E	C
AA-5222	22-18	RED	.150/3.81	.187X.020	.620/15.75	.512/13.00	.222/5.64
AA-5223	22-18	RED	.150/3.81	.187X.032	.620/15.75	.512/13.00	.222/5.64
BB-5224	16-14	BLUE	.170/4.32	.187X.020	.620/15.75	.500/12.70	.242/6.15
BB-5225	16-14	BLUE	.170/4.32	.187X.032	.620/15.75	.500/12.70	.242/6.15

NOTES:  
 1. MWID = MAX. WIRE INSULATION DIA.  
 2. ALL DIMENSIONS = INCHES/MM



CUST. DWG.

DIMENSIONS SHOWN (METRIC) INCH			
UNLESS OTHERWISE SPECIFIED TOLERANCES: ANGULAR $\pm 1/2^\circ$			
	INCH	METRIC	
3 PLACE	$\pm$	$\pm$	
2 PLACE	$\pm$	$\pm$	
1 PLACE	$\pm$	$\pm$	
DRAFT WHERE APPLICABLE MUST REMAIN WITHIN DIMENSIONS			
DRWG. BY	RCM	CHK'D. BY	JM
APP'D. BY	FP	SCALE	NO:NE

REVISE ONLY ON CAD SYSTEM			
TITLE AVIKRIMP FLAG FULLY INSULATED .187X.020 & .032			
molex ETC INC. PINELLAS PARK, FLA. 33781 U.S.A.		SHEET NO.	DATE 08/26/93
PART NO. SEE TABLE		DRWG. NO. CUST. DWG.	
FILE NAME CDFLA187 CST		THIS DRAWING CONTAINS INFORMATION THAT IS PROPRIETARY TO MOLEX-ETC INC. AND SHOULD NOT BE USED WITHOUT WRITTEN PERMISSION.	
	SIZE B		

LTR.	REVISIONS