

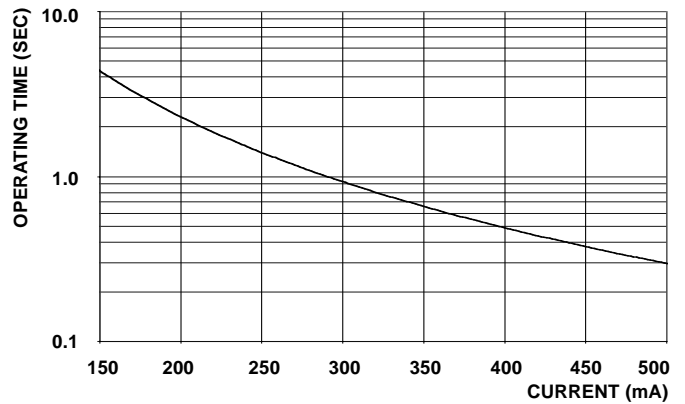
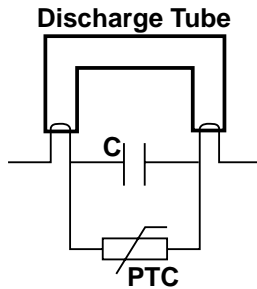


PTC Thermistors

APPLICATION - STARTING IN ELECTRONIC FLUORESCENT BALLASTS

STANDARD ELECTRICAL SPECIFICATIONS @ 25°C		
PARAMETER	UNIT	
Resistance	$\Omega$	125 $\pm$ 25%
Maximum Voltage	$V_{rms}$	230
Maximum Continuous Voltage	$V_{rms}$	80
Withstand Voltage	$V_{rms}$	400
Switching Temperature	°C	105

GENERAL APPLICATION DIAGRAM

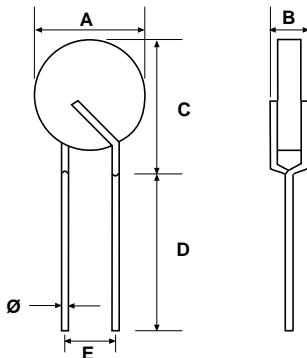


Lamp Ignition Time can be optimized to increase life of Discharge Tube

OPERATING TIME TO 50% CURRENT

MECHANICAL SPECIFICATIONS	
PARAMETER	
Wire	Copper Clad Steel
Coating	None
Packaging	Bulk Pack

DIMENSIONS in millimeters



Diameter	A	5.5 max.
Thickness	B	4.0 max.
Height	C	10.0 max.
Lead Length	D	
		34 min.
		4.75 $\pm$ 0.6
Lead Spacing	E	5.0 $\pm$ 0.8
Lead Diameter	$\varnothing$	0.51