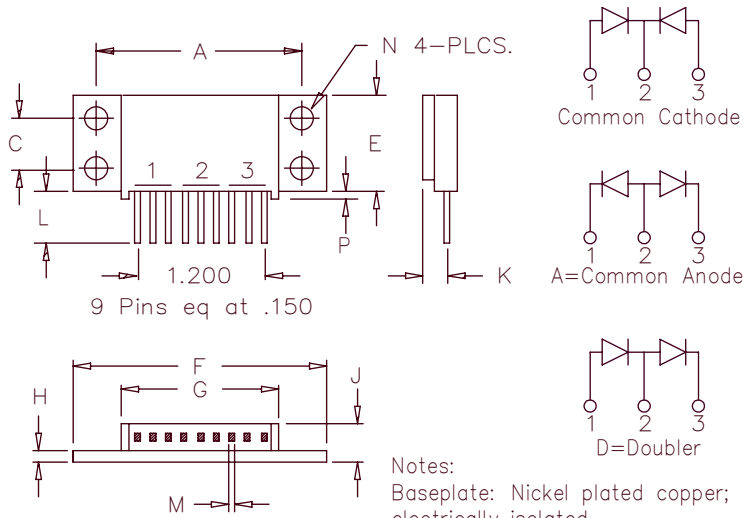


Schottky PowerMod FST15230



Dim.	Inches		Millimeter		Notes
	Minimum	Maximum	Minimum	Maximum	
A	1.995	2.005	50.67	50.93	
C	0.495	0.506	12.57	12.83	
E	0.990	1.010	25.15	25.65	
F	2.390	2.410	60.71	61.21	
G	1.490	1.510	37.85	38.35	
H	0.120	0.130	3.05	3.30	
J	---	0.400	---	10.16	
K	0.240	0.260	6.10	6.60to	Lead \varnothing
L	0.490	0.510	12.45	12.95	
M	0.040	.050	1.02	1.27	Square Dia
N	0.175	0.195	4.45	4.95	
P	0.032	0.052	0.81	1.32	

Notes:
Baseplate: Nickel plated copper;
electrically isolated
Pins: Nickel plated copper

Microsemi Catalog Number	Industry Part No.	Working Peak Reverse Voltage	Repetitive Peak Reverse Voltage
FST15230*	152CMQ030	30V	30V

*Add Suffix A for Common Anode, D for Doubler

- Schottky Barrier Rectifier
- Guard Ring for Reverse Protection
- Low forward voltage
- V_{RRM} 30 Volts
- Electrically isolated base
- Reverse Energy Tested
- Center tap
- ROHS Compliant

Electrical Characteristics

Average forward current per pkg	$I_{F(AV)}$ 150 Amps	$T_C = 85^\circ\text{C}$, Square wave, $R_{\theta JC} = 0.5^\circ\text{C/W}$
Average forward current per leg	$I_{F(AV)}$ 75 Amps	$T_C = 85^\circ\text{C}$, Square wave, $R_{\theta JC} = 1.0^\circ\text{C/W}$
Maximum surge current per leg	I_{FSM} 1000 Amps	8.3 ms, half sine $T_J = 150^\circ\text{C}$
Max repetitive peak reverse current per leg	$R(OV)$ 2 Amps	$f = 1 \text{ KHz}$, 25°C , $1\mu\text{sec}$ Square wave
Max peak forward voltage per leg	V_{FM} .54 Volts	$I_{FM} = 75\text{A}$: $T_J = 125^\circ\text{C}^*$
Max peak forward voltage per leg	V_{FM} .58 Volts	$I_{FM} = 75\text{A}$: $T_J = 25^\circ\text{C}^*$
Max peak reverse current per leg	I_{RM} 300 mA	V_{RRM} , $T_J = 125^\circ\text{C}^*$
Max peak reverse current per leg	I_{RM} 1 mA	V_{RRM} , $T_J = 25^\circ\text{C}$
Typical junction capacitance per leg	C_J 2400 pF	$V_R = 5.0\text{V}$, $T_J = 25^\circ\text{C}$

*Pulse test: Pulse width 300 μsec , Duty cycle 2%

Thermal and Mechanical Characteristics

Storage temp range	T_{STG}	-55°C to 175°C
Operating junction temp range	T_J	-55°C to 150°C
Max thermal resistance per leg	$R_{\theta JC}$	1.0°C/W Junction to case
Max thermal resistance per pkg.	$R_{\theta JC}$	0.5°C/W Junction to case
Typical thermal resistance (greased)	$R_{\theta CS}$	0.1°C/W Case to sink
Mounting torque		15–20 inch pounds
Weight		2.5 ounces (71 grams) typical

FST15230

Figure 1
Typical Forward Characteristics – Per Leg

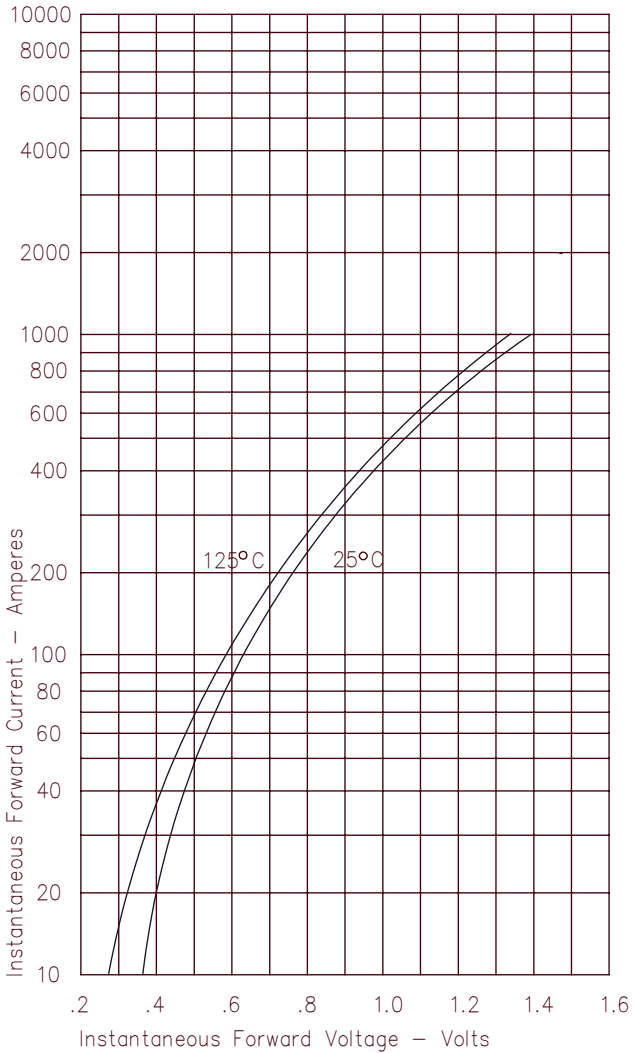


Figure 3
Typical Junction Capacitance – Per Leg

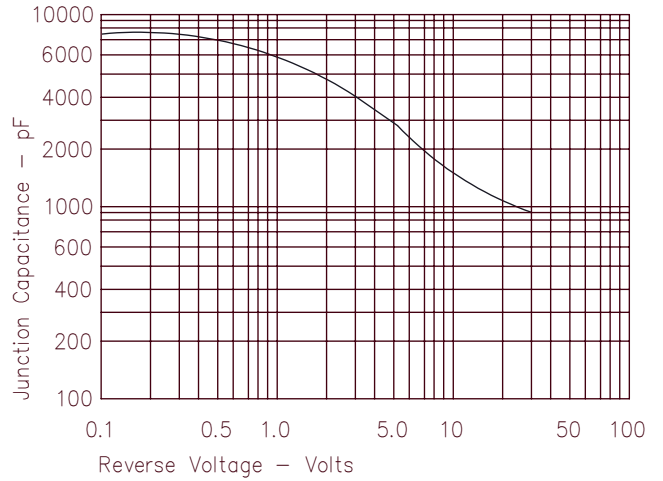


Figure 4
Forward Current Derating – Per Leg

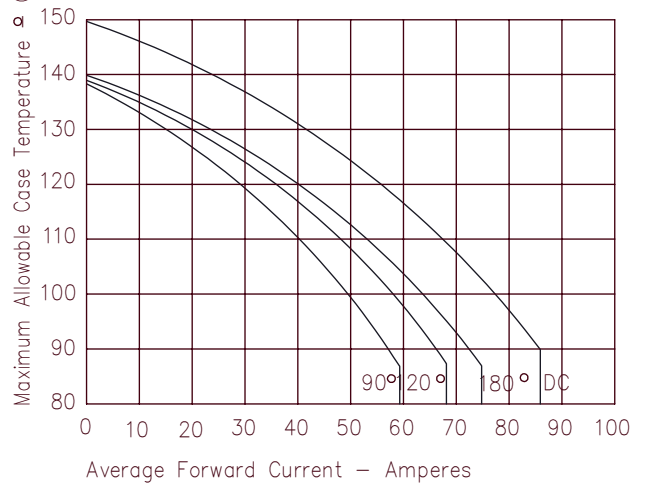


Figure 2
Typical Reverse Characteristics – Per Leg

