

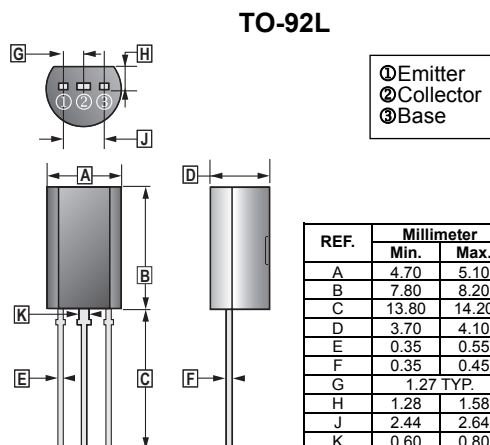
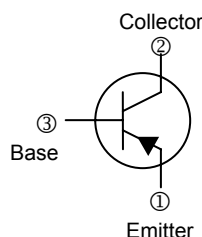
RoHS Compliant Product  
A suffix of "-C" specifies halogen & lead-free

**FEATURE**

- Power dissipation  $P_{CM}$ : 0.9 W ( $T_{amb}=25^{\circ}C$ )
- Collector current  $I_{CM}$ : -1 A
- Collector-base voltage  $V_{(BR)CBO}$ : -60 V
- Operating and storage junction temperature range  
 $T_J, T_{STG}$ :  $-55^{\circ}C$  to  $+150^{\circ}C$

**PACKAGING INFORMATION**

Weight: 0.3900 g (Approximate)



**ELECTRICAL CHARACTERISTICS** (at  $T_A = 25^{\circ}C$  unless otherwise specified)

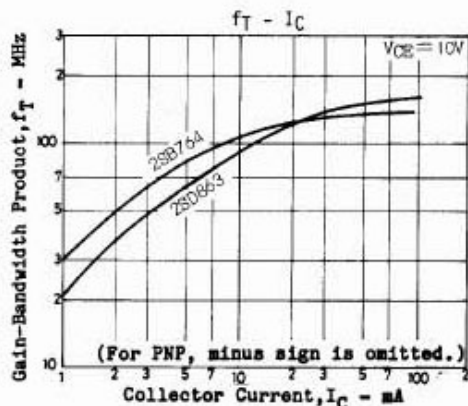
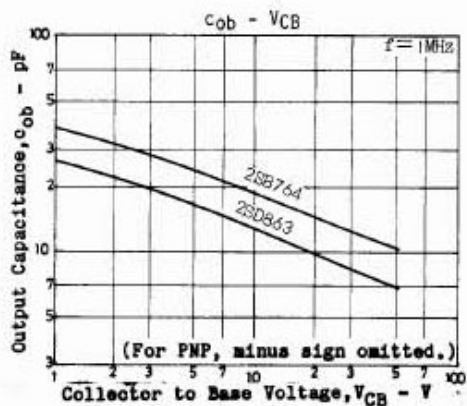
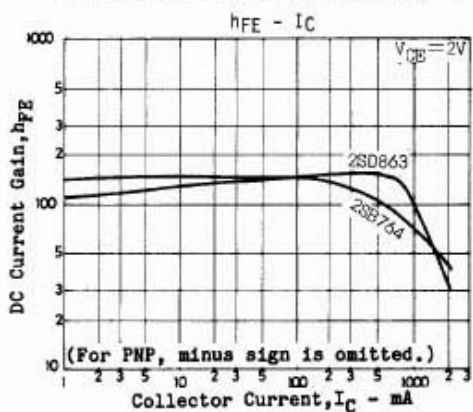
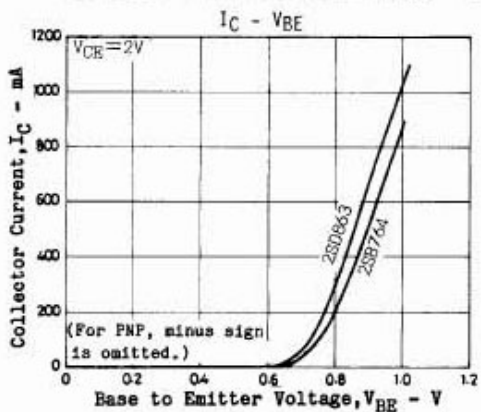
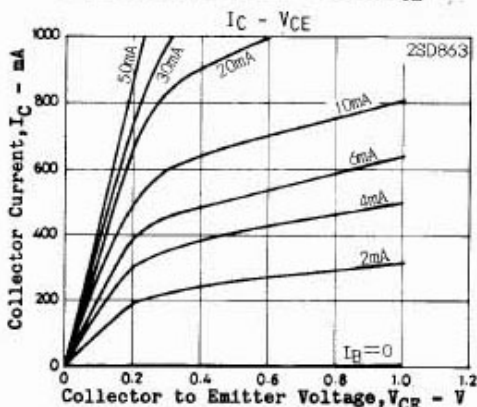
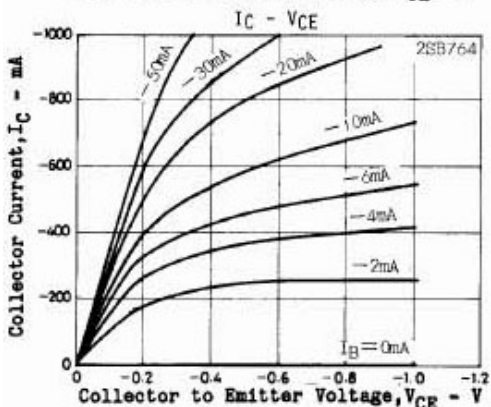
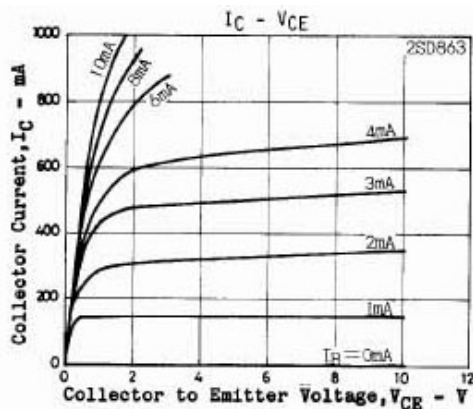
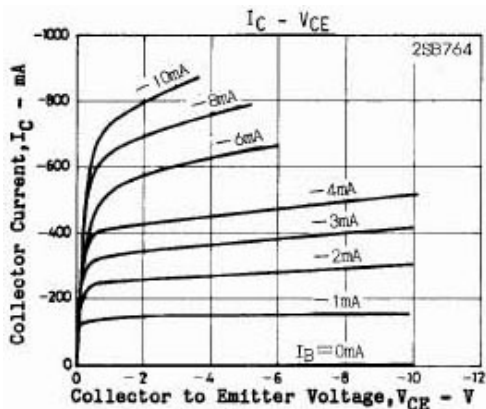
Parameter	Symbol	Min.	Typ.	Max.	Unit	Test Conditions
Collector-Base Breakdown Voltage	$V_{(BR)CBO}$	-60	-	-	V	$I_C = -10\mu A, I_E = 0$
Collector-Emitter Breakdown Voltage	$V_{(BR)CEO}$	-50	-	-	V	$I_C = -1mA, I_B = 0$
Emitter-Base Breakdown Voltage	$V_{(BR)EBO}$	-5	-	-	V	$I_E = -10\mu A, I_C = 0$
Collector Cut-off Current	$I_{CBO}$	-	-	-1	$\mu A$	$V_{CB} = -50V, I_E = 0$
Emitter Cut-off Current	$I_{EBO}$	-	-	-1	$\mu A$	$V_{EB} = -5V, I_C = 0$
DC Current Gain	$h_{FE(1)}$	60	-	320		$V_{CE} = -2V, I_C = -0.05A$
	$h_{FE(2)}$	30	-	-		$V_{CE} = -2V, I_C = -1A$
Collector-Emitter Saturation Voltage	$V_{CE(sat)}$	-	-	-0.7	V	$I_C = -0.5A, I_B = -0.05A$
Base-Emitter Voltage	$V_{BE}$	-	-	-1.2	V	$I_C = -0.5A, I_B = -0.05A$
Transition Frequency	$f_T$	-	150	-	MHz	$V_{CE} = -10V, I_C = -0.05A$
Collector Output Capacitance	$C_{OB}$	-	20	-	pF	$V_{CB} = -10V, I_E = 0, f = 1 MHz$

**CLASSIFICATION OF  $h_{FE(1)}$**

Rank	D	E	F
Range	60 - 120	100 - 200	160 - 320

**CHARACTERISTIC CURVES**

2SB764L



**CHARACTERISTIC CURVES**

2SB764L

