

Tadiran HLC (Hybrid Layer Capacitor) Model HLC-1520A

1. Scope

This data sheet describes the mechanical design and performance of Tadiran HLC (Hybrid Layer Capacitor) model HLC-1520A, optimized for extreme temperatures, used in a Pulses Plus™ battery.

2. Characteristics

2.1. Physical

- 2.1.1. Length: 19.7 ± 0.3 mm.
- 2.1.2. Diameter: 15.1 mm. max.
- 2.1.3. Weight: 7.7 ± 0.2 gr.

2.2. Electrical

2.2.1. Discharge

- Discharge capacity (at RT):
 - When charged to 3.67V: 140 A*sec
 - When charged to 3.90V: 210 A*sec
 - Discharge end voltage: 2.5V (discharge below 2.5V at RT and discharge below 2 V at -40°C may increase the HLC internal impedance)
- Maximum discharge current:
 - Continuous: 500 mA
 - Pulse: 2 A

2.2.2. Charge (constant current)

- Max. charge voltage: 3.95 V
- Max. charging current: 25 mA

Rev. D, April 05.

Page 1 of 6

THE INFORMATION PROVIDED HERE IS NECESSARILY OF A GENERAL NATURE. SINCE SPECIFIC PERFORMANCE DEPENDS ON ACTUAL OPERATING AND STORAGE CONDITIONS, OUR ENGINEERS WILL PROVIDE PARTICULAR APPLICATION INSTRUCTIONS UPON REQUEST. DATA SUBJECT TO REVISION WITHOUT NOTICE. ANY REPRESENTATION IN THIS BROCHURE CONCERNING PERFORMANCE ARE FOR INFORMATION PURPOSES ONLY AND NOT WARRANTIES, EITHER EXPRESSED OR IMPLIED, OF FUTURE PERFORMANCE. TADIRAN'S STANDARD LIMITED WARRANTY, STATED IN ITS SALES CONTRACT OR ORDER CONFIRMATION FORM IS THE ONLY WARRANTY OFFERED BY TADIRAN.

2.2.3. Shelf life (Reversible Capacity):

The table below describes the shelf life at different storage temperatures to 80% of initial capacity specified at paragraph 2.2.1.

Temperature	HLC used independently	HLC in Pulses Plus™ battery
RT	3 years	10 years
60°C	4 weeks	7 years
85°C	1 week	At least 1 year

2.2.4. Self discharge current in Pulses Plus™ battery:

At RT: 1µA

At 80°C: 5µA

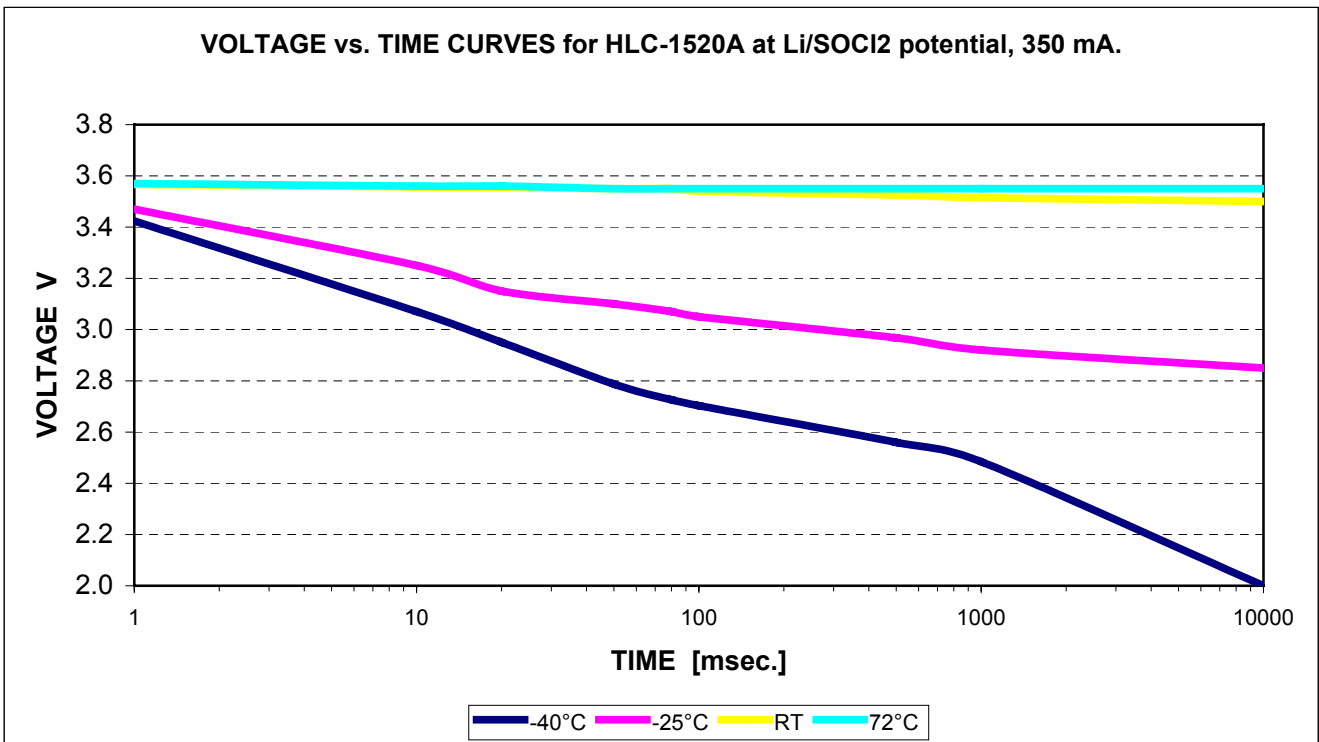
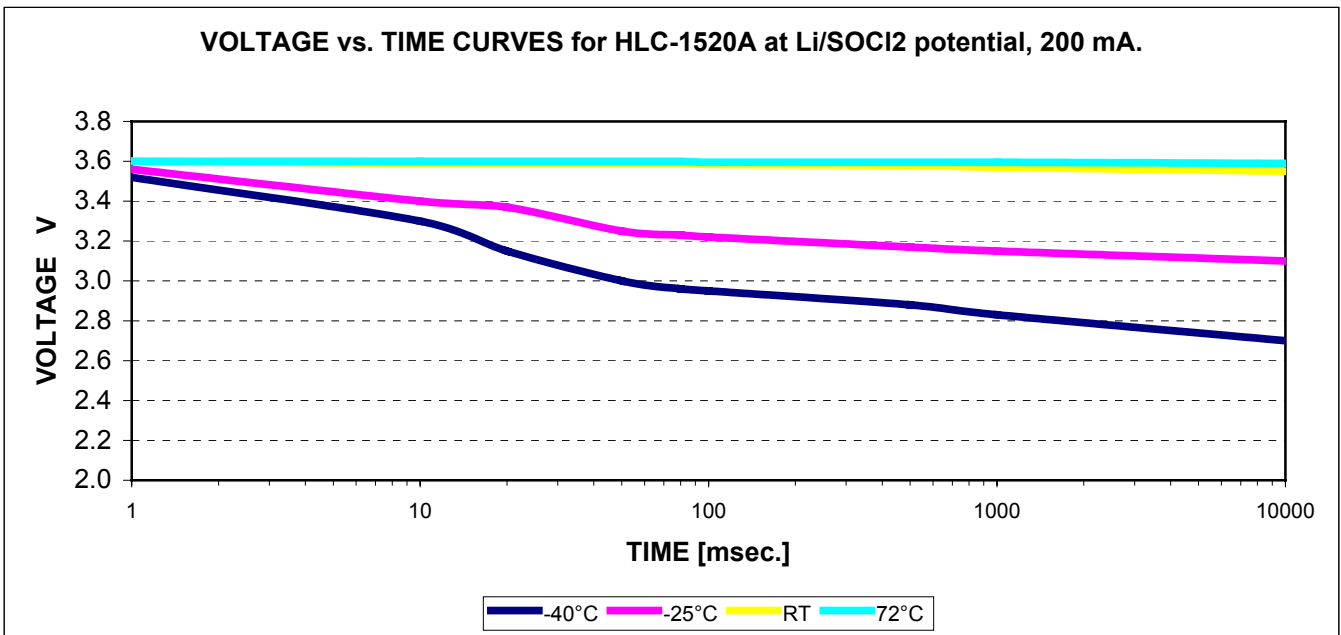
2.2.5. Number of charge-discharge cycles to 80% of initial capacity :

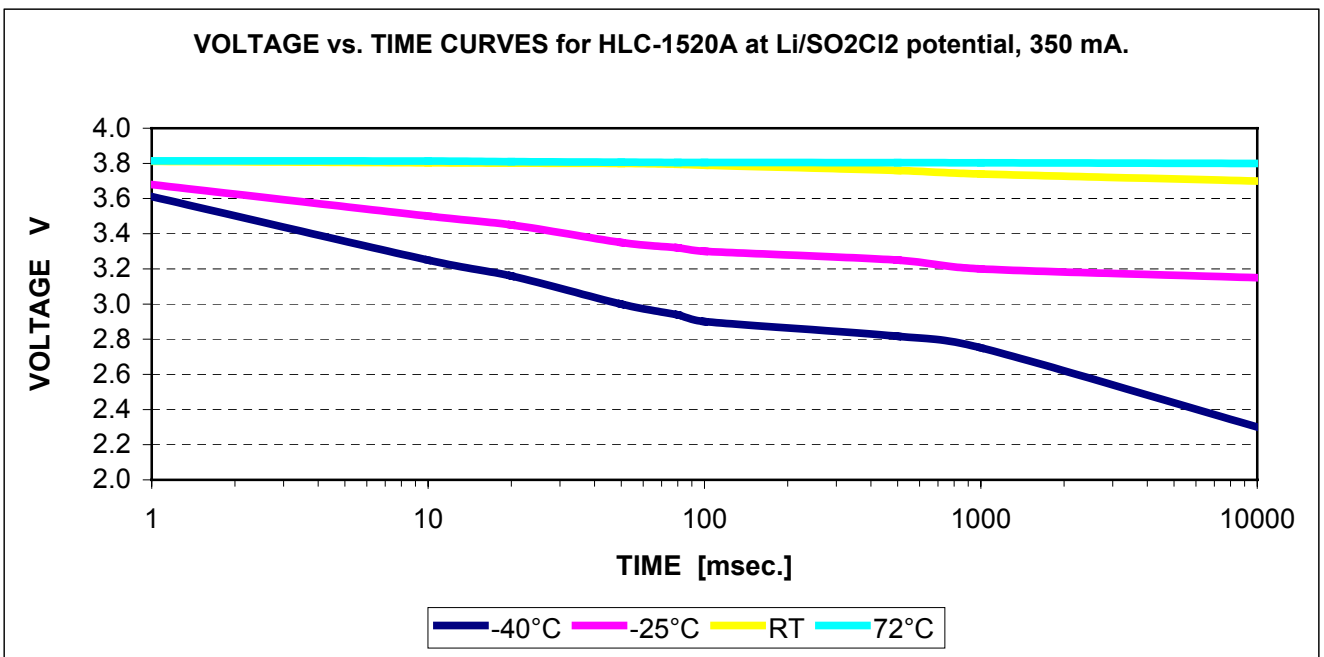
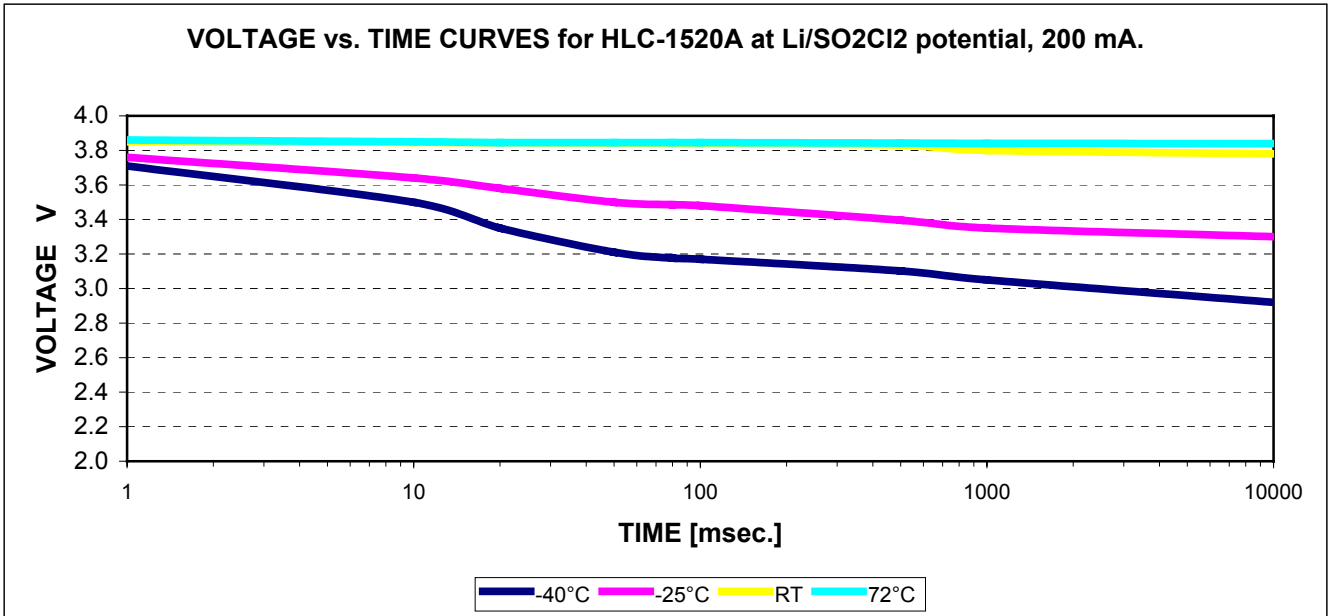
	100% DOD	10% DOD	1% DOD
Charged to 3.67V	4000	40,000	400,000
Charged to 3.90V	1000	10,000	100,000

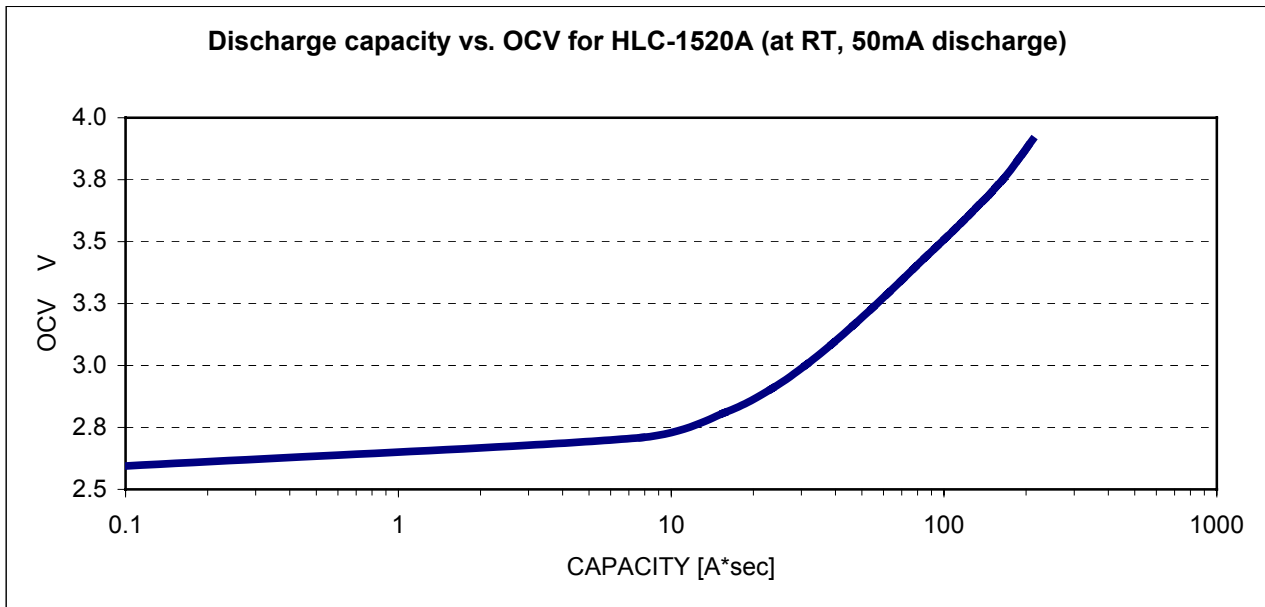
DOD (Depth Of Discharge)

2.2.6. Cell impedance: Less than 250 mOhm (at RT @ 1kHz)

2.2.7. Performance Data:







2.3. Safety:

2.3.1. The HLC successfully passed the following tests:

- Short circuit at RT
- Short circuit at 55°C
- Compression
- Impact
- Overcharge
- High temperature exposure
- Shock and vibration
- Forced discharge

Tadiran Batteries performed the tests according to UL 1642 specification for lithium batteries. The HLC was approved by UL under file no. MH12193 issued on December 7, 2000.

2.3.2. The HLC is not restricted for air transportation.

2.4. Temperature range:

	HLC used independently	HLC in Pulses Plus™ battery
Operating temperature	-30 to 60°C	-40 to 85°C
Storage temperature	-30 to 60°C	-30 to 60°C

Warning:

- **The HLC is designed for use in a Pulses Plus™ battery or in low charge current as specified only. The HLC may explode or violently vent if over-charged above 4.4V.**
- **Charging the HLC at above 3.95V may lead to capacity loss and / or internal impedance rise.**
- **Do not charge the HLC higher than 4.1V, over discharge, short circuit, heat above 100°C, incinerate or expose content to water.**