

PLEASE CHECK WWW.MOLEX.COM FOR LATEST PART INFORMATION

Part Number: [0877057456](#)
Status: **Active**
Description: 1.00mm (.039") Pitch DDR-II DIMM 240 Circuits Socket, Vertical, 1.8 Voltage, 2.30mm (.091") Tail Length, Black Latches, Nylon 4/6 Glass-filled, Black Housing, Gold (Au) Flash, Beveled Metal Pins Width 3.00mm (.118"), Lead Free

Documents:

[3D Model](#) [Product Specification PS-87705-801 \(PDF\)](#)
[Drawing \(PDF\)](#) [RoHS Certificate of Compliance \(PDF\)](#)

Agency Certification

CSA LR19980
 UL E29179

General

Product Family Memory Module Sockets
 Series [87705](#)
 Comments Black Latches Insertion Force: 10Kg (98N)
 Max. Beveled Metal Pin Width: 3.00mm (.118")
 Component Type Socket
 JEDEC Outline MO-237
 Product Name DDR2 DIMM

Physical

Circuits (Loaded) 240
 Durability (mating cycles max) 25
 Entry Angle Vertical (Top Entry)
 Flammability 94V-0
 Keying to Mating Part Yes
 Material - Plating Mating Gold
 Material - Plating Termination Tin
 PC Tail Length (in) 0.091 In
 PC Tail Length (mm) 2.30 mm
 PCB Retention Yes
 PCB Thickness Recommended (in) 0.062 In
 PCB Thickness Recommended (mm) 1.60 mm
 Packaging Type Tray
 Pitch - Mating Interface (in) 0.039 In
 Pitch - Mating Interface (mm) 1.00 mm
 Temperature Range - Operating -10°C to +85°C
 Termination Interface: Style Through Hole

Electrical

Current - Maximum per Contact 0.5A
 Voltage - Maximum 30V
 Voltage Key 1.8V, Center

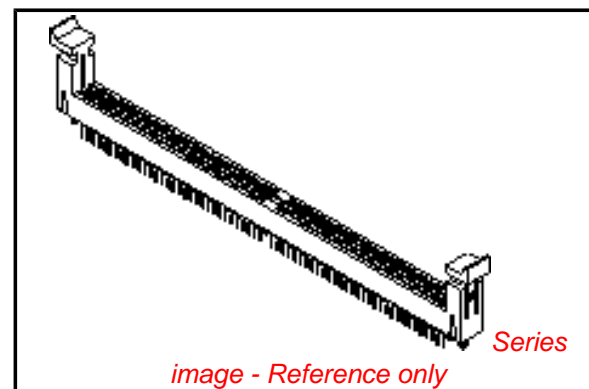
Solder Process Data

Lead-free Process Capability Wave Capable (TH only)
 Process Temperature max. C 260

Material Info

Reference - Drawing Numbers

Product Specification PS-87705-801
 Sales Drawing SD-87705-801



EU RoHS

ELV and RoHS Compliant
REACH SVHC
 Not Reviewed
Halogen-Free Status

China RoHS



Not Reviewed

Need more information on product environmental compliance?

Email productcompliance@molex.com
 For a multiple part number RoHS Certificate of Compliance, [click here](#)

Please visit the [Contact Us](#) section for any non-product compliance questions.

Search Parts in this Series

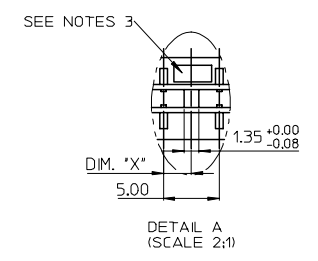
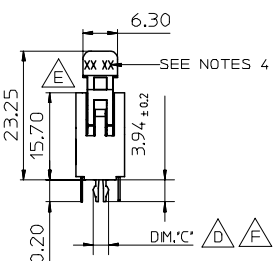
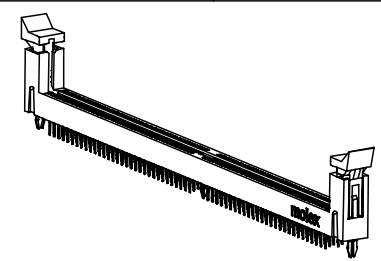
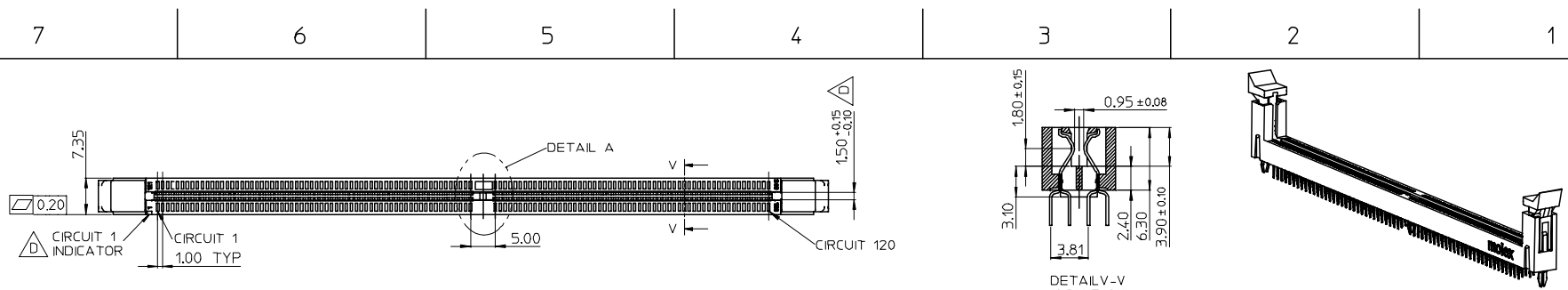
[87705Series](#)

Mates With

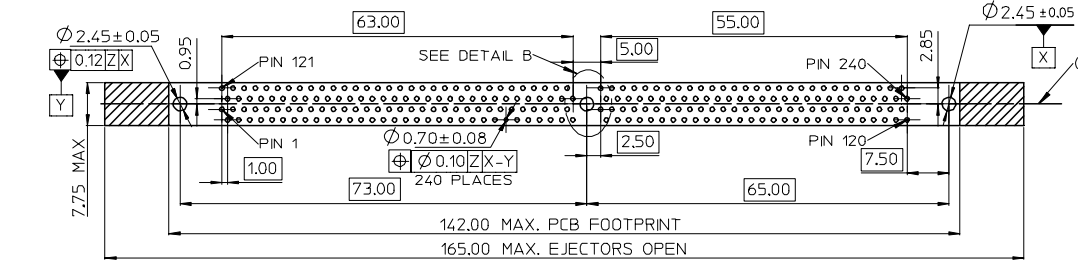
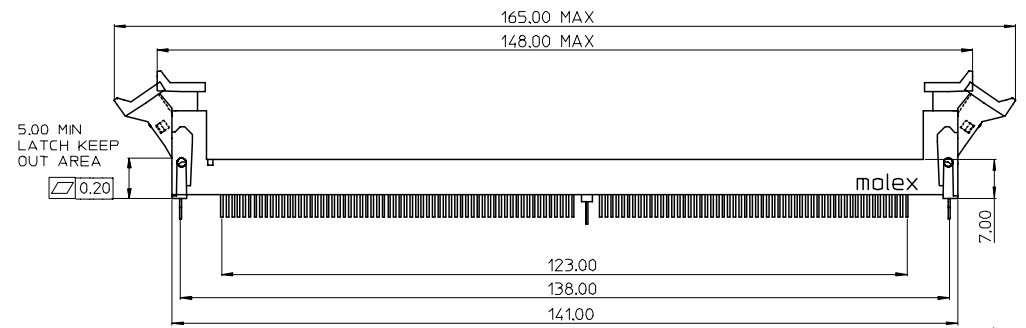
JEDEC standard 1.27mm modules

This document was generated on 04/13/2010

PLEASE CHECK WWW.MOLEX.COM FOR LATEST PART INFORMATION

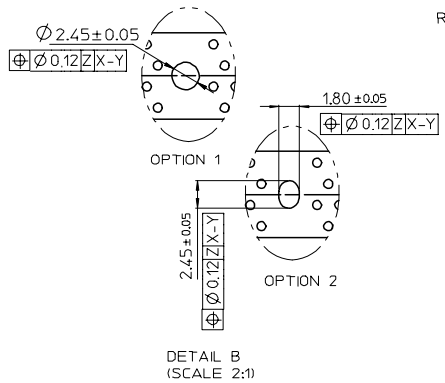


KEY LOCATION	VOLTAGE	DIM.'X'
LEFT	2.5V	1.50
CENTER	1.8V	2.50



- NOTES:**
- MATERIAL:**
HOUSING: SEE TABLE ,GLASS FIBER FILLED UL94V-0,COLOR:SEE TABLE.
LATCH: POLYAMIDE, GLASS FIBER FILLED UL94V-0. COLOR : SEE TABLE.
FORKLOCK: BRASS
TERMINAL: SEE TABLE.
 - PLATING:**
TERMINAL
CONTACT AREA: SEE TABLE.
SOLDER TAIL: 100 MICRONCH MIN. TIN.
UNDER PLATING: NICKEL OVERALL.
FORKLOCK
SOLDER AREA: 100 MICRONCH MIN. TIN.
UNDER PLATING: NICKEL OVERALL.
 - VOLTAGE:** SEE TABLE
 - DATE CODE:** XXXXYYWW
 - PRODUCT SPECIFICATION** REFER TO PS-87705-801.
 - PACKAGING SPECIFICATION** REFER TO PK-87705-801.
 - TEST SUMMARY:**REFER TO TS-87705-801.
 - LEAD FREE AND ROHS COMPLIANT PRODUCT.**

RECOMMENDED PCB LAYOUT
CONNECTOR SIDE














PER EWR2007-0102 EC NO: SH2007-0496 TDRWN:ALL IN 2007/03/20 CHKD: 2007/03/21 APPR:WWSCHANG 2007/03/22	QUALITY SYMBOLS ▽=0 ▽=0	GENERAL TOLERANCES (UNLESS SPECIFIED)		DIMENSION STYLE MM ONLY		SCALE 1:1	DESIGN UNITS METRIC	THIRD ANGLE PROJECTION	
		4 PLACES ± --- ± --- 3 PLACES ± --- ± --- 2 PLACES ± 0.25 ± --- 1 PLACE ± 0.25 ± --- ANGULAR ± 3 °	mm INCH	DRAWN BY TOM	DATE 2004/07/19	TITLE 1.0MM PITCH DDR II 240 CKTS WITH FORKLICK		MOLEX MOLEX INCORPORATED	
DESCRIPTION REV	DRAFT WHERE APPLICABLE MUST REMAIN WITHIN DIMENSIONS	DIMENSION STYLE MM ONLY		SCALE 1:1		DESIGN UNITS METRIC		THIRD ANGLE PROJECTION	
		DRAWN BY ALL IN	DATE 2004/07/19	TITLE 1.0MM PITCH DDR II 240 CKTS WITH FORKLICK		MOLEX MOLEX INCORPORATED			
MATERIAL NO. SEE TABLE	DOCUMENT NO. SD-87705-801	SHEET NO. 1 OF 10		THIS DRAWING CONTAINS INFORMATION THAT IS PROPRIETARY TO MOLEX INCORPORATED AND SHOULD NOT BE USED WITHOUT WRITTEN PERMISSION					

7 6 5 4 3 2 1

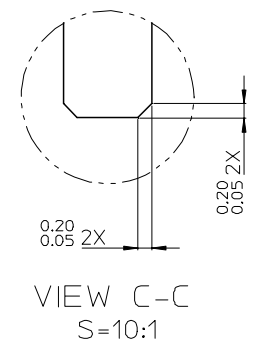
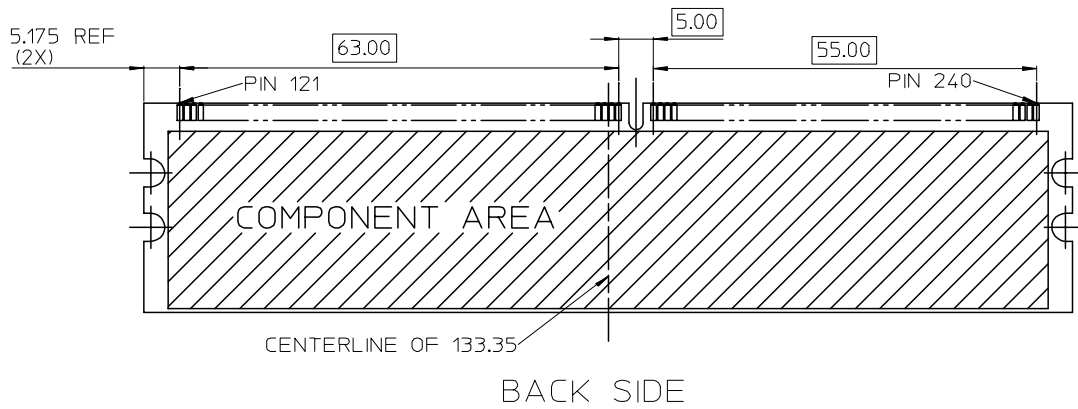
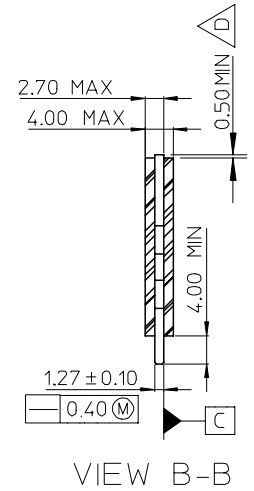
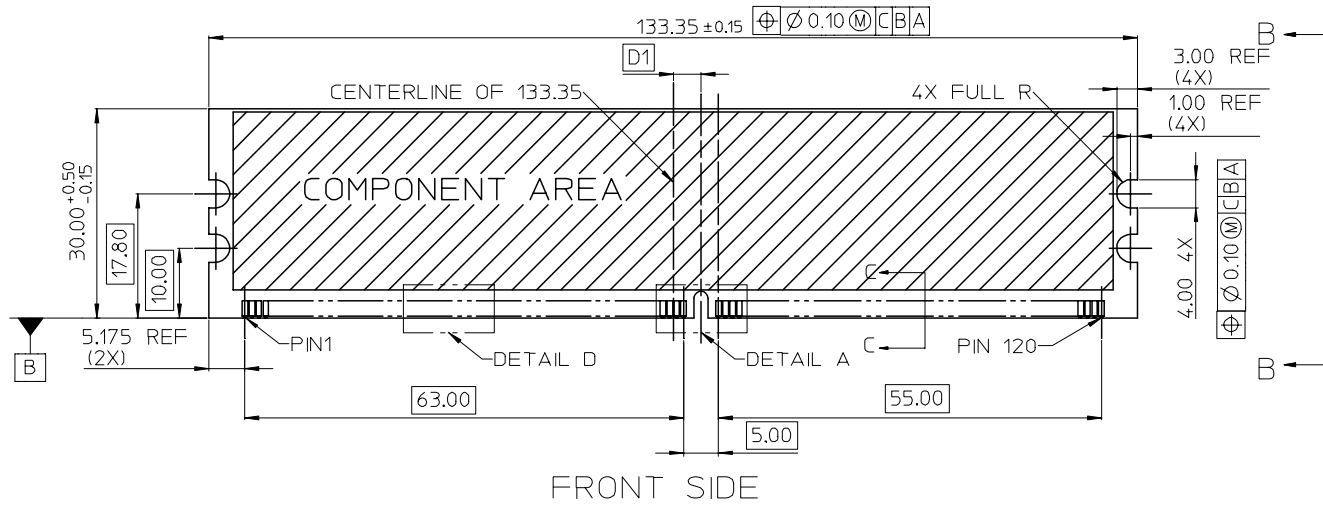
E
D
C
B
A

E
D
C
B
A

MOLEX P/N	HOUSING MATERIAL	HOUSING COLOR	LATCH COLOR	TERMINAL MATERIAL	CONTACT PLATING	SOLDERTAIL LENGTH "B"	FORKLOCK WIDTH "C"	VOLTAGE
87705-7900	NYLON66	BLACK	WHITE	PHOSPHOR BROZNE	GOLD FLASH	2.54	2.55±0.05	1.8
87705-7901					15 MICROINCH GOLD			
87705-7902					30 MICROINCH GOLD			
87705-7903	NYLON46	BLACK	WHITE	PHOSPHOR BROZNE	GOLD FLASH	2.54	2.55±0.05	1.8
87705-7904					15 MICROINCH GOLD			
87705-7905					30 MICROINCH GOLD			
 87705-7008	NYLON66	BLACK	WHITE	PHOSPHOR BROZNE	15 MICROINCH GOLD	3.18	 2.70 ^{+0.10} _{-0.05}	1.8
 87705-7028		BLUE (287U)						
 87705-7058		BLACK	BLACK					
 87705-7408	NYLON46	BLACK	WHITE	PHOSPHOR BROZNE	15 MICROINCH GOLD	3.18	 2.70 ^{+0.10} _{-0.05}	1.8
 87705-7428		BLUE (287U)						
 87705-7458		BLACK	BLACK					

SEE SHEET 1 EC NO: SH2007-0496 TDRWN: ALL IN 2007/03/20 CHKD: 2007/03/21 APPR: WWSCHANG 2007/03/22	DESCRIPTION REV	QUALITY SYMBOLS	GENERAL TOLERANCES (UNLESS SPECIFIED)		DIMENSION STYLE MM ONLY		SCALE 1:1	DESIGN UNITS METRIC	 THIRD ANGLE PROJECTION	
		 = 0	mm	INCH	DRAWN BY TOM	DATE 2004/07/19	TITLE 1.0MM PITCH DDR II 240 CKTS WITH FORKLOCK			
		 = 0	4 PLACES ± ---	± ---	CHECKED BY ALL IN	DATE 2004/07/19				
			3 PLACES ± ---	± ---	APPROVED BY WWSCHANG	DATE 2004/07/19	MOLEX INCORPORATED			
			2 PLACES ± 0.25	± ---	MATERIAL NO. SEE TABLE	DOCUMENT NO. SD-87705-801				
	1 PLACE ± 0.25	± ---	DRAFT WHERE APPLICABLE MUST REMAIN WITHIN DIMENSIONS		THIS DRAWING CONTAINS INFORMATION THAT IS PROPRIETARY TO MOLEX INCORPORATED AND SHOULD NOT BE USED WITHOUT WRITTEN PERMISSION					

6 5 4 3 2 1

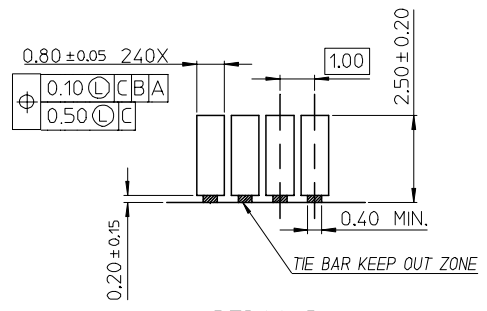


SEE SHEET 1 EC NO: SH2007-0496 TDRWN: ALL IN 2007/03/20 CHKD: 2007/03/21 APPR: WWSCHANG 2007/03/22	QUALITY SYMBOLS ▽=0 ◻=0	GENERAL TOLERANCES (UNLESS SPECIFIED)		DIMENSION STYLE MM ONLY		SCALE 1:1	DESIGN UNITS METRIC	THIRD ANGLE PROJECTION	
			mm	INCH	DRAWN BY TOM	DATE 2004/07/19	TITLE 1.0MM PITCH DDR II 240 CKTS WITH FORKLICK		
		4 PLACES	± ---	± ---	CHECKED BY ALL IN	DATE 2004/07/19	MOLEX INCORPORATED		
		3 PLACES	± ---	± ---	APPROVED BY WWSCHANG	DATE 2004/07/19			
		2 PLACES	± 0.25	± ---	MATERIAL NO. SEE TABLE		DOCUMENT NO. SD-87705-801	SHEET NO. 2 OF 10	
1 PLACE	± 0.25	± ---	DRAFT WHERE APPLICABLE MUST REMAIN WITHIN DIMENSIONS						

7 6 5 4 3 2 1

E

E



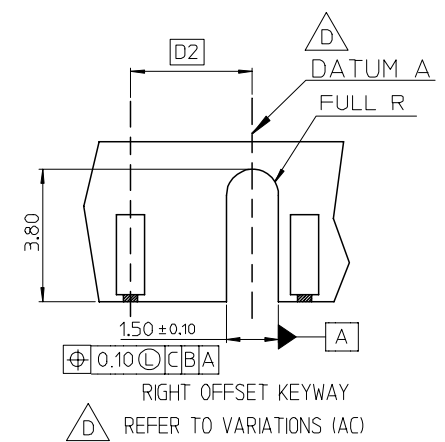
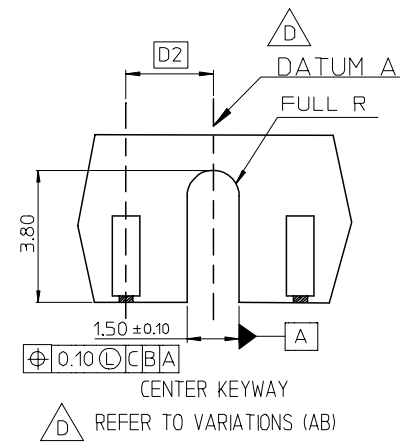
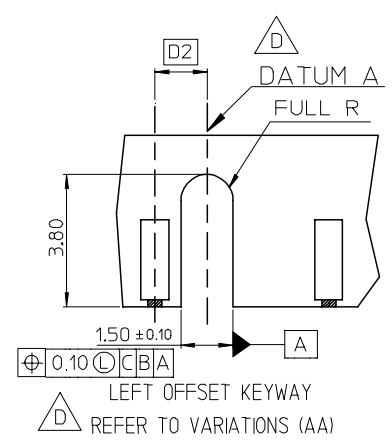
DETAIL D

△ D VARIATIONS

VAR SYMBOL \ VAR	AA	AB	AC
D1	3.00 BASIC	4.00 BASIC	5.00 BASIC
D2	1.50 BASIC	2.50 BASIC	3.50 BASIC

D

D



DETAIL A S=5:1
CENTER KEY ZONE

THIS DESIGN IS BASED ON DESIGN OBJECTIVES AND IS STRICTLY TENTATIVE. IT MAY CHANGE BASED ON RESULTS OF ADDITIONS DESIGN REVIEWS AND VERIFICATIONS.

B





B





A

A

SEE SHEET 1 EC NO: SH2007-0496 TDRWN: ALL IN 2007/03/20 CHKD: 2007/03/21 APPR: WWSCHANG 2007/03/22	QUALITY SYMBOLS	GENERAL TOLERANCES (UNLESS SPECIFIED)	DIMENSION STYLE	SCALE	DESIGN UNITS	THIRD ANGLE PROJECTION															
	▽ = 0 ∇ = 0	<table border="1"> <thead> <tr> <th></th> <th>mm</th> <th>INCH</th> </tr> </thead> <tbody> <tr> <td>4 PLACES</td> <td>± ---</td> <td>± ---</td> </tr> <tr> <td>3 PLACES</td> <td>± ---</td> <td>± ---</td> </tr> <tr> <td>2 PLACES</td> <td>± 0.25</td> <td>± ---</td> </tr> <tr> <td>1 PLACE</td> <td>± 0.25</td> <td>± ---</td> </tr> </tbody> </table>		mm	INCH	4 PLACES	± ---	± ---	3 PLACES	± ---	± ---	2 PLACES	± 0.25	± ---	1 PLACE	± 0.25	± ---	MM ONLY		METRIC	
		mm	INCH																		
	4 PLACES	± ---	± ---																		
	3 PLACES	± ---	± ---																		
2 PLACES	± 0.25	± ---																			
1 PLACE	± 0.25	± ---																			
	ANGULAR ± 3 °	DRAWN BY	DATE	TITLE																	
	DRAFT WHERE APPLICABLE MUST REMAIN WITHIN DIMENSIONS	TOM	2004/07/19	1.0MM PITCH DDR II 240 CKTS WITH FORKLICK																	
		CHECKED BY	DATE	MOLEX MOLEX INCORPORATED																	
		ALL IN	2004/07/19	DOCUMENT NO. SD-87705-801 SHEET NO. 3 OF 10																	
		APPROVED BY	DATE	THIS DRAWING CONTAINS INFORMATION THAT IS PROPRIETARY TO MOLEX INCORPORATED AND SHOULD NOT BE USED WITHOUT WRITTEN PERMISSION																	
		WWSCHANG	2004/07/19																		
		MATERIAL NO.																			
		SEE TABLE																			





6 5 4 3 2 1




7	6	5	4	3	2	1		
MOLEX P/N	HOUSING MATERIAL	HOUSING COLOR	LATCH COLOR	TERMINAL MATERIAL	CONTACT PLATING	SOLDERTAIL LENGTH "B"	FORKLOCK WIDTH "C"	VOLTAGE
87705-7000	NYLON66	BLACK	WHITE	PHOSPHOR BROZNE	GOLD FLASH	2.54	  $2.70^{+0.10}_{-0.05}$	1.8
87705-7001					10 MICROINCH GOLD			
87705-7002					15 MICROINCH GOLD			
87705-7003					GOLD FLASH			
87705-7004					10 MICROINCH GOLD			
87705-7005					15 MICROINCH GOLD			
87705-7010		WHITE			GOLD FLASH	2.54		
87705-7011					10 MICROINCH GOLD			
87705-7012					15 MICROINCH GOLD			
87705-7013					GOLD FLASH			
87705-7014					10 MICROINCH GOLD			
87705-7015					15 MICROINCH GOLD			
87705-7020		BLUE (287U)			GOLD FLASH	2.54		
87705-7021					10 MICROINCH GOLD			
87705-7022					15 MICROINCH GOLD			
87705-7023					GOLD FLASH			
87705-7024					10 MICROINCH GOLD			
87705-7025					15 MICROINCH GOLD			
87705-7030					GOLD FLASH	2.54		
87705-7031					10 MICROINCH GOLD			
87705-7032					15 MICROINCH GOLD			
87705-7033					GOLD FLASH			
87705-7034					10 MICROINCH GOLD			
87705-7035					15 MICROINCH GOLD			
87705-7040					GOLD FLASH	2.54		
87705-7041					10 MICROINCH GOLD			
87705-7042					15 MICROINCH GOLD			
87705-7043					GOLD FLASH			
87705-7044					10 MICROINCH GOLD			
87705-7045					15 MICROINCH GOLD			
87705-7060	ORANGE (151C)	GOLD FLASH	2.54					
87705-7061		10 MICROINCH GOLD						
87705-7062		15 MICROINCH GOLD						
87705-7063		GOLD FLASH						
87705-7064		10 MICROINCH GOLD						
87705-7065		15 MICROINCH GOLD						
87705-7066		GOLD FLASH	2.30					
87705-7067			30u"Gold	2.54				

SEE SHEET 1 EC NO: SH2007-0496 TDRWN:ALL IN 2007/03/20 CHKD: 2007/03/21 APPR:WWSCHANG 2007/03/22	QUALITY SYMBOLS  = 0  = 0	GENERAL TOLERANCES (UNLESS SPECIFIED)	DIMENSION STYLE MM ONLY	SCALE 1:1	DESIGN UNITS METRIC	 THIRD ANGLE PROJECTION														
		<table border="1"> <thead> <tr> <th></th> <th>mm</th> <th>INCH</th> </tr> </thead> <tbody> <tr> <td>4 PLACES</td> <td>± ---</td> <td>± ---</td> </tr> <tr> <td>3 PLACES</td> <td>± ---</td> <td>± ---</td> </tr> <tr> <td>2 PLACES</td> <td>± 0.25</td> <td>± ---</td> </tr> <tr> <td>1 PLACE</td> <td>± 0.25</td> <td>± ---</td> </tr> </tbody> </table>		mm	INCH	4 PLACES	± ---	± ---	3 PLACES	± ---	± ---	2 PLACES	± 0.25	± ---	1 PLACE	± 0.25	± ---	DRAWN BY TOM	DATE 2004/07/19	TITLE 1.0MM PITCH DDR II 240 CKTS WITH FORKLOCK
			mm	INCH																
		4 PLACES	± ---	± ---																
		3 PLACES	± ---	± ---																
2 PLACES	± 0.25	± ---																		
1 PLACE	± 0.25	± ---																		
ANGULAR ± 3 °	CHECKED BY ALL IN	DATE 2004/07/19																		
DRAFT WHERE APPLICABLE MUST REMAIN WITHIN DIMENSIONS	APPROVED BY WWSCHANG	DATE 2004/07/19	 MOLEX INCORPORATED																	
	MATERIAL NO. SEE TABLE	DOCUMENT NO. SD-87705-801	SHEET NO. 4 OF 10																	
	THIS DRAWING CONTAINS INFORMATION THAT IS PROPRIETARY TO MOLEX INCORPORATED AND SHOULD NOT BE USED WITHOUT WRITTEN PERMISSION																			

E
D
C
B
A

E
D
C
B
A

MOLEX P/N	HOUSING MATERIAL	HOUSING COLOR	LATCH COLOR	TERMINAL MATERIAL	CONTACT PLATING	SOLDERTAIL LENGTH "B"	FORKLOCK WIDTH "C"	VOLTAGE
87705-7100	NYLON66	BLACK	WHITE	BRASS	GOLD FLASH	2.54	  2.70 ^{+0.10} _{-0.05}	1.8
87705-7101					10 MICROINCH GOLD			
87705-7102					15 MICROINCH GOLD			
87705-7103					GOLD FLASH			
87705-7104					10 MICROINCH GOLD			
87705-7105					15 MICROINCH GOLD			
87705-7110		WHITE			GOLD FLASH	2.54		
87705-7111					10 MICROINCH GOLD			
87705-7112					15 MICROINCH GOLD			
87705-7113					GOLD FLASH			
87705-7114					10 MICROINCH GOLD			
87705-7115					15 MICROINCH GOLD			
87705-7120		BLUE (287U)			GOLD FLASH	2.54		
87705-7121					10 MICROINCH GOLD			
87705-7122					15 MICROINCH GOLD			
87705-7123					GOLD FLASH			
87705-7124					10 MICROINCH GOLD			
87705-7125					15 MICROINCH GOLD			
87705-7130		 GREEN (348C)			GOLD FLASH	2.54		
87705-7131					10 MICROINCH GOLD			
87705-7132					15 MICROINCH GOLD			
87705-7133					GOLD FLASH			
87705-7134					10 MICROINCH GOLD			
87705-7135					15 MICROINCH GOLD			
87705-7140		 PURPLE (2736U)			GOLD FLASH	2.54		
87705-7141					10 MICROINCH GOLD			
87705-7142					15 MICROINCH GOLD			
87705-7143					GOLD FLASH			
87705-7144	10 MICROINCH GOLD							
87705-7145	15 MICROINCH GOLD							

SEE SHEET 1 EC NO: SH2007-0496 TDRWN: ALL IN 2007/03/20 CHKD: 2007/03/21 APPR: WWSCHANG 2007/03/22	DESCRIPTION REV	QUALITY SYMBOLS	GENERAL TOLERANCES (UNLESS SPECIFIED)	DIMENSION STYLE	SCALE	DESIGN UNITS	THIRD ANGLE PROJECTION																
		 = 0  = 0	<table border="1"> <tr> <th></th> <th>mm</th> <th>INCH</th> </tr> <tr> <td>4 PLACES</td> <td>± ---</td> <td>± ---</td> </tr> <tr> <td>3 PLACES</td> <td>± ---</td> <td>± ---</td> </tr> <tr> <td>2 PLACES</td> <td>± 0.25</td> <td>± ---</td> </tr> <tr> <td>1 PLACE</td> <td>± 0.25</td> <td>± ---</td> </tr> </table>		mm	INCH	4 PLACES	± ---	± ---	3 PLACES	± ---	± ---	2 PLACES	± 0.25	± ---	1 PLACE	± 0.25	± ---	MM ONLY	1:1	METRIC		
			mm	INCH																			
		4 PLACES	± ---	± ---																			
		3 PLACES	± ---	± ---																			
2 PLACES	± 0.25	± ---																					
1 PLACE	± 0.25	± ---																					
	<table border="1"> <tr> <td>DRAWN BY</td> <td>DATE</td> <td>TITLE</td> </tr> <tr> <td>TOM</td> <td>2004/07/19</td> <td>1.0MM PITCH DDR II 240 CKTS WITH FORKLOCK</td> </tr> <tr> <td>CHECKED BY</td> <td>DATE</td> <td></td> </tr> <tr> <td>ALL IN</td> <td>2004/07/19</td> <td></td> </tr> <tr> <td>APPROVED BY</td> <td>DATE</td> <td></td> </tr> <tr> <td>WWSCHANG</td> <td>2004/07/19</td> <td></td> </tr> </table>	DRAWN BY	DATE	TITLE	TOM	2004/07/19	1.0MM PITCH DDR II 240 CKTS WITH FORKLOCK	CHECKED BY	DATE		ALL IN	2004/07/19		APPROVED BY	DATE		WWSCHANG	2004/07/19					
DRAWN BY	DATE	TITLE																					
TOM	2004/07/19	1.0MM PITCH DDR II 240 CKTS WITH FORKLOCK																					
CHECKED BY	DATE																						
ALL IN	2004/07/19																						
APPROVED BY	DATE																						
WWSCHANG	2004/07/19																						
		ANGULAR ± 3 °	DRAFT WHERE APPLICABLE MUST REMAIN WITHIN DIMENSIONS	<table border="1"> <tr> <td>MATERIAL NO.</td> <td>DOCUMENT NO.</td> <td>SHEET NO.</td> </tr> <tr> <td>SEE TABLE</td> <td>SD-87705-801</td> <td>5 OF 10</td> </tr> </table>	MATERIAL NO.	DOCUMENT NO.	SHEET NO.	SEE TABLE	SD-87705-801	5 OF 10													
MATERIAL NO.	DOCUMENT NO.	SHEET NO.																					
SEE TABLE	SD-87705-801	5 OF 10																					
				THIS DRAWING CONTAINS INFORMATION THAT IS PROPRIETARY TO MOLEX INCORPORATED AND SHOULD NOT BE USED WITHOUT WRITTEN PERMISSION																			

7 6 5 4 3 2 1

E

D

C

B

A

E

D

C

B

A

MOLEX P/N	HOUSING MATERIAL	HOUSING COLOR	LATCH COLOR	TERMINAL MATERIAL	CONTACT PLATING	SOLDERTAIL LENGTH "B"	FORKLOCK WIDTH "C"	VOLTAGE
87705-7200	NYLON66	BLACK	WHITE	PHOSPHOR BROZNE	GOLD FLASH	2.54	$\triangle_D \triangle_F$ $2.70^{+0.10}_{-0.05}$	2.5
87705-7201					10 MICROINCH GOLD			
87705-7202					15 MICROINCH GOLD			
87705-7203					GOLD FLASH			
87705-7204					10 MICROINCH GOLD			
87705-7205					15 MICROINCH GOLD			
87705-7210		WHITE			GOLD FLASH	2.54		
87705-7211					10 MICROINCH GOLD			
87705-7212					15 MICROINCH GOLD			
87705-7213					GOLD FLASH			
87705-7214					10 MICROINCH GOLD			
87705-7215					15 MICROINCH GOLD			
87705-7220		BLUE (287U)			GOLD FLASH	2.54		
87705-7221					10 MICROINCH GOLD			
87705-7222					15 MICROINCH GOLD			
87705-7223					GOLD FLASH			
87705-7224					10 MICROINCH GOLD			
87705-7225					15 MICROINCH GOLD			
87705-7230		\triangle_D			GOLD FLASH	2.54		
87705-7231					10 MICROINCH GOLD			
87705-7232					15 MICROINCH GOLD			
87705-7233					GOLD FLASH			
87705-7234					10 MICROINCH GOLD			
87705-7235					15 MICROINCH GOLD			
87705-7240		\triangle_D			GOLD FLASH	2.54		
87705-7241					10 MICROINCH GOLD			
87705-7242					15 MICROINCH GOLD			
87705-7243					GOLD FLASH			
87705-7244	10 MICROINCH GOLD							
87705-7245	15 MICROINCH GOLD							

SEE SHEET 1 EC NO: SH2007-0496 TDRWN:ALL IN 2007/03/20 CHKD: 2007/03/21 APPR:WWSCHANG 2007/03/22	QUALITY SYMBOLS $\blacktriangledown=0$ $\triangle=0$	GENERAL TOLERANCES (UNLESS SPECIFIED)		DIMENSION STYLE MM ONLY		SCALE 1:1	DESIGN UNITS METRIC	THIRD ANGLE PROJECTION		
			mm	INCH	DRAWN BY TOM	DATE 2004/07/19	TITLE 1.0MM PITCH DDR II 240 CKTS WITH FORKLOCK			
		4 PLACES	\pm ---	\pm ---	CHECKED BY ALL IN	DATE 2004/07/19				
		3 PLACES	\pm ---	\pm ---	APPROVED BY WWSCHANG	DATE 2004/07/19	MOLEX INCORPORATED			
		2 PLACES	± 0.25	\pm ---	MATERIAL NO. SEE TABLE	DOCUMENT NO. SD-87705-801				
1 PLACE	± 0.25	\pm ---	DRAFT WHERE APPLICABLE MUST REMAIN WITHIN DIMENSIONS		THIS DRAWING CONTAINS INFORMATION THAT IS PROPRIETARY TO MOLEX INCORPORATED AND SHOULD NOT BE USED WITHOUT WRITTEN PERMISSION					

6 5 4 3 2 1

7 6 5 4 3 2 1

E

E

D





D

C

C




B

B

MOLEX P/N	HOUSING MATERIAL	HOUSING COLOR	LATCH COLOR	TERMINAL MATERIAL	CONTACT PLATING	SOLDERTAIL LENGTH "B"	FORKLOCK WIDTH "C"	VOLTAGE		
87705-7300	NYLON66	BLACK	WHITE	BRASS	GOLD FLASH	2.54	  2.70 ^{+0.10} / _{-0.05}	2.5		
87705-7301					10 MICROINCH GOLD					
87705-7302					15 MICROINCH GOLD					
87705-7303					GOLD FLASH					
87705-7304					10 MICROINCH GOLD					
87705-7305					15 MICROINCH GOLD					
87705-7310		WHITE			WHITE	BRASS			GOLD FLASH	2.54
87705-7311									10 MICROINCH GOLD	
87705-7312									15 MICROINCH GOLD	
87705-7313									GOLD FLASH	
87705-7314									10 MICROINCH GOLD	
87705-7315									15 MICROINCH GOLD	
87705-7320		BLUE (287U)	WHITE	BRASS	GOLD FLASH	2.54				
87705-7321					10 MICROINCH GOLD					
87705-7322					15 MICROINCH GOLD					
87705-7323					GOLD FLASH					
87705-7324					10 MICROINCH GOLD					
87705-7325					15 MICROINCH GOLD					
87705-7330		 GREEN (348C)	WHITE	BRASS	GOLD FLASH	2.54				
87705-7331					10 MICROINCH GOLD					
87705-7332					15 MICROINCH GOLD					
87705-7333					GOLD FLASH					
87705-7334					10 MICROINCH GOLD					
87705-7335					15 MICROINCH GOLD					
87705-7340		 PURPLE (2736U)	WHITE	BRASS	GOLD FLASH	2.54				
87705-7341					10 MICROINCH GOLD					
87705-7342					15 MICROINCH GOLD					
87705-7343					GOLD FLASH					
87705-7344	10 MICROINCH GOLD									
87705-7345	15 MICROINCH GOLD									

A

A

SEE SHEET 1 EC NO: SH2007-0496 TDRWN: ALL IN 2007/03/20 CHKD: 2007/03/21 APPR: WWSCHANG 2007/03/22	QUALITY SYMBOLS	GENERAL TOLERANCES (UNLESS SPECIFIED)		DIMENSION STYLE		SCALE	DESIGN UNITS	THIRD ANGLE PROJECTION	
	 = 0  = 0	mm	INCH	MM ONLY		1:1	METRIC		
		4 PLACES ± ---	± ---	DRAWN BY	DATE	TITLE			
		3 PLACES ± ---	± ---	TOM	2004/07/19	1.0MM PITCH DDR II			
		2 PLACES ± 0.25	± ---	CHECKED BY	DATE	240 CKTS WITH FORKLOCK			
	1 PLACE ± 0.25	± ---	ALL IN	2004/07/19	MOLEX INCORPORATED				
		ANGULAR ± 3 °	APPROVED BY	DATE	MATERIAL NO.				
			WWSCHANG	2004/07/19	DOCUMENT NO.				
					SEE TABLE				
					SD-87705-801				
					SHEET NO.				
					7 OF 10				

fb_frame_A4_P_AM_T
Rev. D 2004/06/28

6 5 4 3 2 1

7 6 5 4 3 2 1

E

D

C

B

A



E





D

C

B

A

MOLEX P/N	HOUSING MATERIAL	HOUSING COLOR	LATCH COLOR	TERMINAL MATERIAL	CONTACT PLATING	SOLDERTAIL LENGTH "B"	FORKLOCK WIDTH "C"	VOLTAGE	
87705-7420	NYLON46	BLUE (287U)	WHITE	PHOSPHOR BROZNE	GOLD FLASH	2.54	  2.70 ^{+0.10} _{-0.05}	1.8	
87705-7421					10 MICROINCH GOLD				
87705-7422					15 MICROINCH GOLD				
87705-7423					GOLD FLASH	3.00			
87705-7424					10 MICROINCH GOLD				
87705-7425					15 MICROINCH GOLD				
87705-7426		BLACK	WHITE	PHOSPHOR BROZNE	GOLD FLASH	2.30			
87705-7407					WHITE	30 MICROINCH GOLD			2.54
87705-7417					BLUE (287U)				
87705-7427					GREEN (348C)				
87705-7437					PURPLE (2736U)	BLACK			BLACK
87705-7447					ORANGE (151C)	WHITE			WHITE

SEE SHEET 1 EC NO: SH2007-0496 TDRWN: ALL IN CHKD: APPR: WWSCHANG	2007/03/20 2007/03/21 2007/03/22	DESCRIPTION  = 0  = 0	GENERAL TOLERANCES (UNLESS SPECIFIED)		DIMENSION STYLE MM ONLY		SCALE 1:1	DESIGN UNITS METRIC	 THIRD ANGLE PROJECTION
			4 PLACES ± --- ± ---	DRAWN BY TOM	DATE 2004/07/19	TITLE 1.0MM PITCH DDR II 240 CKTS WITH FORKLOCK			
			3 PLACES ± --- ± ---	CHECKED BY ALL IN	DATE 2004/07/19				
			2 PLACES ± 0.25 ± ---	APPROVED BY WWSCHANG	DATE 2004/07/19	MOLEX INCORPORATED			
			1 PLACE ± 0.25 ± ---	MATERIAL NO. SEE TABLE					DOCUMENT NO. SD-87705-801
DRAFT WHERE APPLICABLE MUST REMAIN WITHIN DIMENSIONS			SIZE  4	THIS DRAWING CONTAINS INFORMATION THAT IS PROPRIETARY TO MOLEX INCORPORATED AND SHOULD NOT BE USED WITHOUT WRITTEN PERMISSION					

6

















5





4

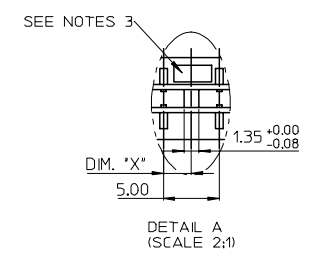
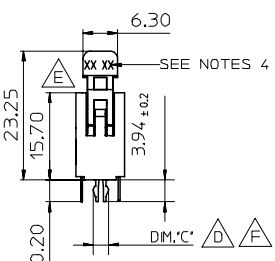
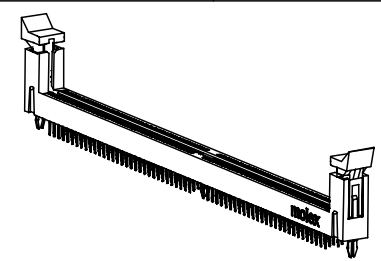
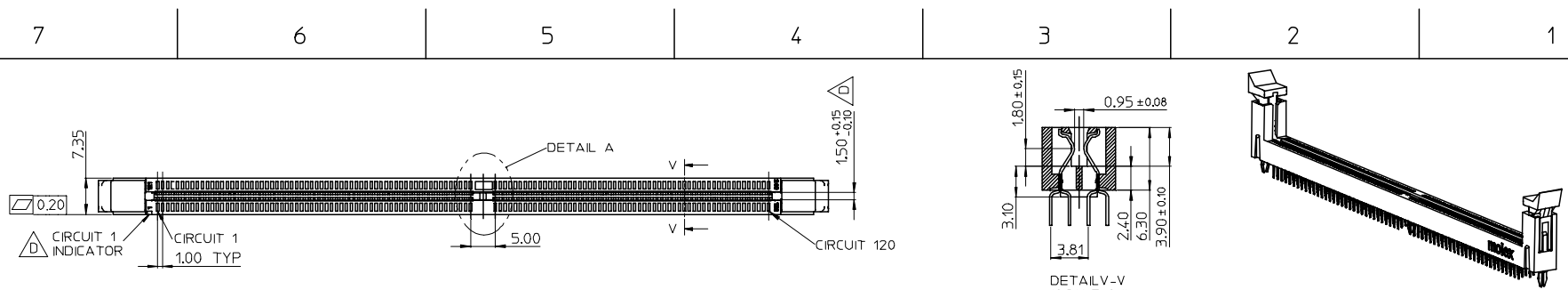
3

2

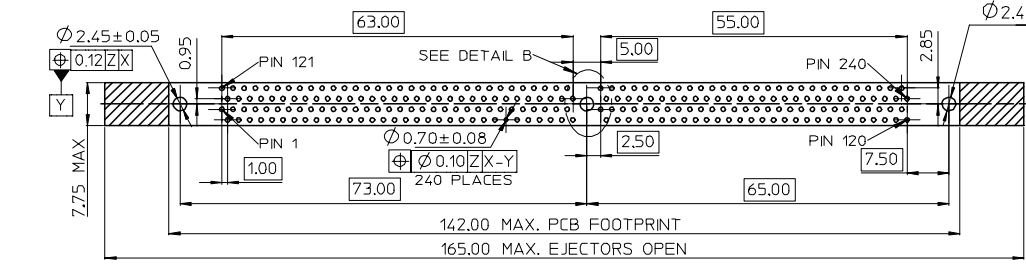
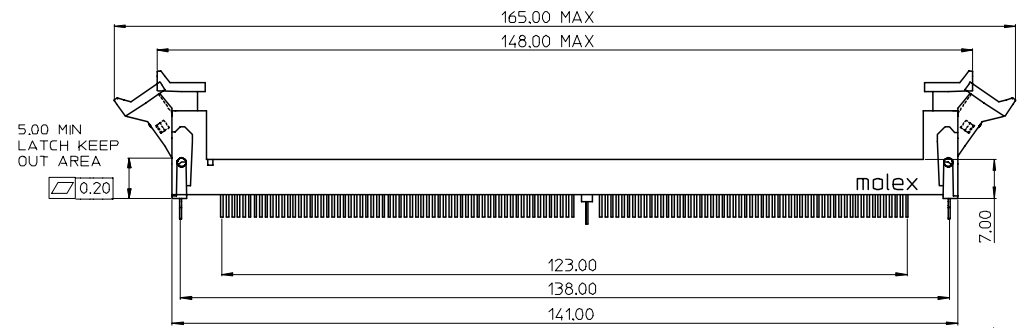
1

MOLEX P/N	HOUSING MATERIAL	HOUSING COLOR	LATCH COLOR	TERMINAL MATERIAL	CONTACT PLATING	SOLDERTAIL LENGTH "B"	FORKLOCK WIDTH "C"	VOLTAGE
87705-7050	NYLON66	BLACK	BLACK	PHOSPHOR BROZNE	GOLD FLASH	2.54	  $2.70^{+0.10}_{-0.05}$	1.8
87705-7051					10 MICROINCH GOLD			
87705-7052					15 MICROINCH GOLD			
87705-7053					GOLD FLASH	3.00		
87705-7054					10 MICROINCH GOLD			
87705-7055					15 MICROINCH GOLD			
87705-7056					GOLD FLASH	2.30		
 87705-7400	NYLON46	BLACK	WHITE		GOLD FLASH	2.54		
 87705-7401					10 MICROINCH GOLD			
 87705-7402					15 MICROINCH GOLD			
 87705-7403					GOLD FLASH	3.00		
 87705-7404					10 MICROINCH GOLD			
 87705-7405					15 MICROINCH GOLD			
 87705-7406			GOLD FLASH		2.30			
 87705-7450			BLACK		GOLD FLASH	2.54		
 87705-7451					10 MICROINCH GOLD			
 87705-7452					15 MICROINCH GOLD			
 87705-7453					GOLD FLASH	3.00		
 87705-7454					10 MICROINCH GOLD			
 87705-7455					15 MICROINCH GOLD			
 87705-7456					GOLD FLASH	2.30		

SEE SHEET 1 EC NO: SH2007-0496 TIDRWN:ALL IN 2007/03/20 CHKD: 2007/03/21 APPR:WWSCHANG 2007/03/22	QUALITY SYMBOLS  = 0  = 0	GENERAL TOLERANCES (UNLESS SPECIFIED)		DIMENSION STYLE MM ONLY		SCALE 1:1	DESIGN UNITS METRIC	 THIRD ANGLE PROJECTION		
			mm	INCH	DRAWN BY TOM	DATE 2004/07/19	TITLE 1.0MM PITCH DDR II 240 CKTS WITH FORKLOCK			
		4 PLACES	± ---	± ---	CHECKED BY ALL IN	DATE 2004/07/19				
		3 PLACES	± ---	± ---	APPROVED BY WWSCHANG	DATE 2004/07/19	 MOLEX INCORPORATED MATERIAL NO. SEE TABLE DOCUMENT NO. SD-87705-801 SHEET NO. 9 OF 10			
		2 PLACES	± 0.25	± ---	DRAFT WHERE APPLICABLE MUST REMAIN WITHIN DIMENSIONS					
1 PLACE	± 0.25	± ---	ANGULAR ± 3 °		THIS DRAWING CONTAINS INFORMATION THAT IS PROPRIETARY TO MOLEX INCORPORATED AND SHOULD NOT BE USED WITHOUT WRITTEN PERMISSION					

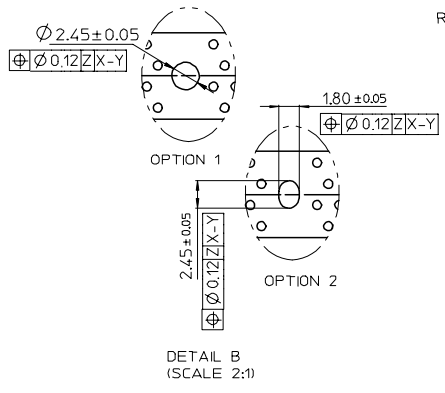


KEY LOCATION	VOLTAGE	DIM.'X'
LEFT	2.5V	1.50
CENTER	1.8V	2.50



- NOTES:
- MATERIAL:
HOUSING: SEE TABLE ,GLASS FIBER FILLED UL94V-0,COLOR:SEE TABLE.
LATCH: POLYAMIDE, GLASS FIBER FILLED UL94V-0. COLOR : SEE TABLE.
FORKLOCK: BRASS
TERMINAL: SEE TABLE.
 - PLATING:
TERMINAL
CONTACT AREA: SEE TABLE.
SOLDER TAIL: 100 MICRONCH MIN. TIN.
UNDER PLATING: NICKEL OVERALL.
 - FORKLOCK
SOLDER AREA: 100 MICRONCH MIN. TIN.
UNDER PLATING: NICKEL OVERALL.
 - VOLTAGE: SEE TABLE
 - DATE CODE:XXXXYYWW
 - PRODUCT SPECIFICATION REFER TO PS-87705-801.
 - PACKAGING SPECIFICATION REFER TO PK-87705-801.
 - TEST SUMMARY:REFER TO TS-87705-801.
 - LEAD FREE AND ROHS COMPLIANT PRODUCT.

RECOMMENDED PCB LAYOUT
CONNECTOR SIDE











REV	DESCRIPTION	QUALITY SYMBOLS	GENERAL TOLERANCES (UNLESS SPECIFIED)		DIMENSION STYLE		SCALE	DESIGN UNITS	THIRD ANGLE PROJECTION	
			mm	INCH	MM ONLY	1:1	METRIC	☉	□	
PER EWR2007-0102	EC NO: SH2007-0496	DRWN:ALL IN 2007/03/20	4 PLACES	± ---	± ---	DRAWN BY	DATE	TITLE	1.0MM PITCH DDR II 240 CKTS WITH FORKLICK	
CHKD: 2007/03/21	APPR:WWSCHANG 2007/03/22	3 PLACES	± ---	± ---	TOM	2004/07/19				
		2 PLACES	± 0.25	± ---	CHECKED BY	DATE				
		1 PLACE	± 0.25	± ---	ALL IN	2004/07/19				
		ANGULAR ± 3 °			APPROVED BY	DATE				
		DRAFT WHERE APPLICABLE MUST REMAIN WITHIN DIMENSIONS			WWSCHANG	2004/07/19				
			SEE TABLE		MATERIAL NO.	DOCUMENT NO.		MOLEX INCORPORATED		
			SIZE 4		THIS DRAWING CONTAINS INFORMATION THAT IS PROPRIETARY TO MOLEX INCORPORATED AND SHOULD NOT BE USED WITHOUT WRITTEN PERMISSION		SD-87705-801		SHEET NO. 1 OF 10	

7 6 5 4 3 2 1

E

E

MOLEX P/N	HOUSING MATERIAL	HOUSING COLOR	LATCH COLOR	TERMINAL MATERIAL	CONTACT PLATING	SOLDERTAIL LENGTH "B"	FORKLOCK WIDTH "C"	VOLTAGE
87705-7900	NYLON66	BLACK	WHITE	PHOSPHOR BROZNE	GOLD FLASH	2.54	2.55±0.05	1.8
87705-7901					15 MICROINCH GOLD			
87705-7902					30 MICROINCH GOLD			
87705-7903	NYLON46	BLACK	WHITE	PHOSPHOR BROZNE	GOLD FLASH	2.54	2.55±0.05	1.8
87705-7904					15 MICROINCH GOLD			
87705-7905					30 MICROINCH GOLD			
 87705-7008	NYLON66	BLACK	WHITE	PHOSPHOR BROZNE	15 MICROINCH GOLD	3.18	 2.70 ^{+0.10} _{-0.05}	1.8
 87705-7028		BLUE (287U)						
 87705-7058		BLACK						
 87705-7408	NYLON46	BLACK	WHITE	PHOSPHOR BROZNE	15 MICROINCH GOLD	3.18	 2.70 ^{+0.10} _{-0.05}	1.8
 87705-7428		BLUE (287U)						
 87705-7458		BLACK						

D

D

C




C

B

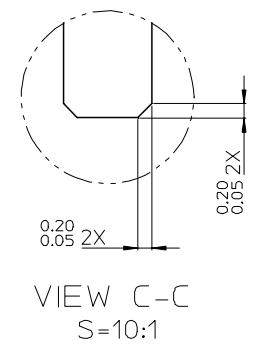
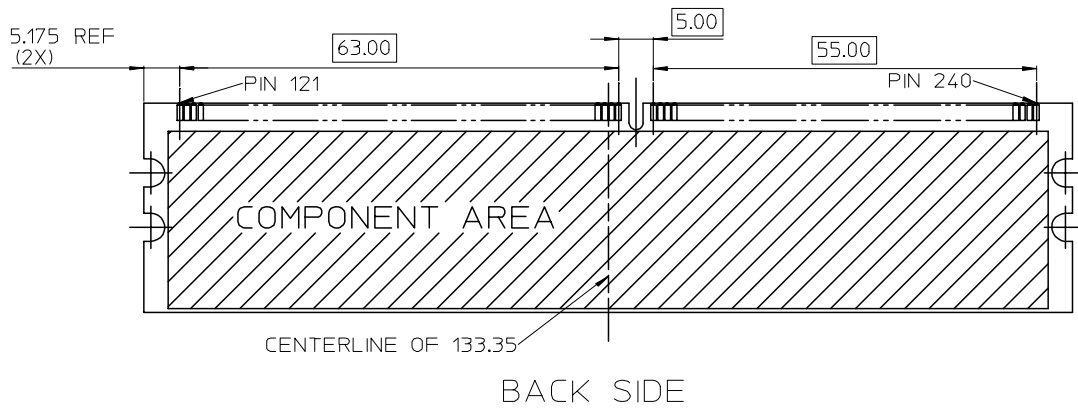
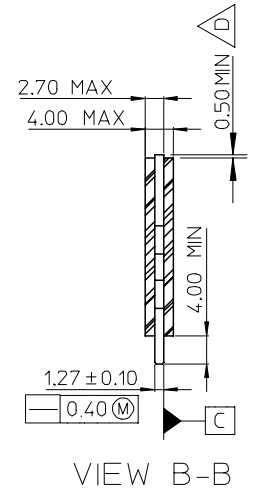
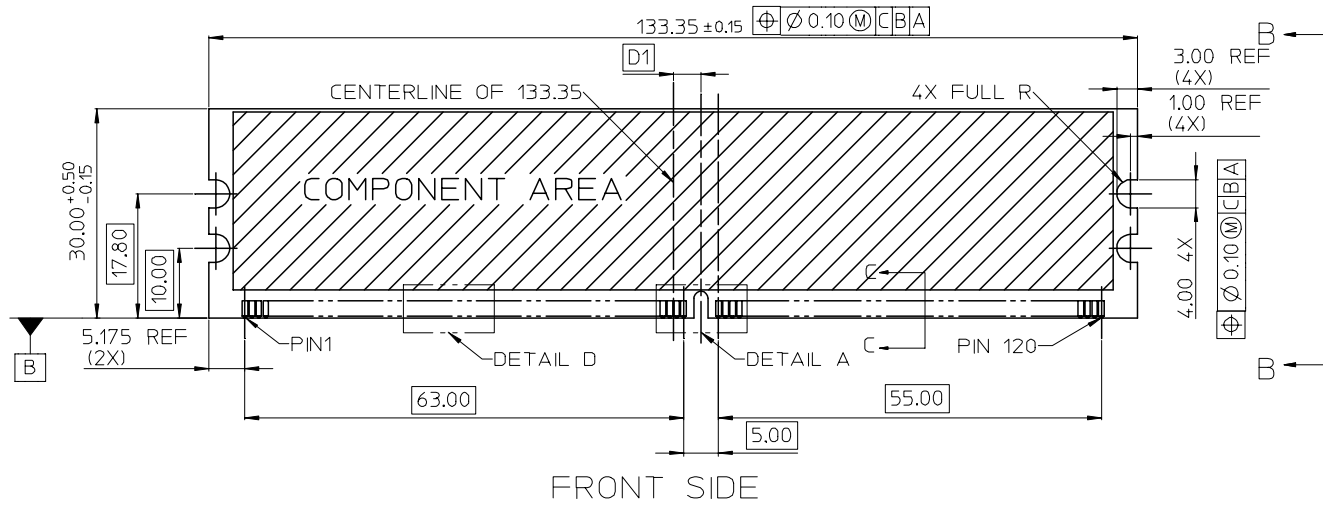
B

A

A

SEE SHEET 1 EC NO: SH2007-0496 TDRWN: ALL IN 2007/03/20 CHKD: 2007/03/21 APPR: WWSCHANG 2007/03/22	DESCRIPTION REV	QUALITY SYMBOLS	GENERAL TOLERANCES (UNLESS SPECIFIED)		DIMENSION STYLE		SCALE	DESIGN UNITS	THIRD ANGLE PROJECTION	
		 = 0	mm	INCH	MM ONLY	1:1	METRIC			
		 = 0	4 PLACES ± ---	± ---	DRAWN BY	DATE	TITLE			
			3 PLACES ± ---	± ---	TOM	2004/07/19	1.0MM PITCH DDR II			
			2 PLACES ± 0.25	± ---	CHECKED BY	DATE	240 CKTS WITH FORKLOCK			
	1 PLACE ± 0.25	± ---	ALL IN	2004/07/19						
	ANGULAR ± 3 °		APPROVED BY	DATE	MOLEX MOLEX INCORPORATED					
	DRAFT WHERE APPLICABLE MUST REMAIN WITHIN DIMENSIONS		WWSCHANG	2004/07/19	MATERIAL NO.	DOCUMENT NO.	SHEET NO.			
			SEE TABLE			SD-87705-801	10 OF 10			
			SIZE	THIS DRAWING CONTAINS INFORMATION THAT IS PROPRIETARY TO MOLEX INCORPORATED AND SHOULD NOT BE USED WITHOUT WRITTEN PERMISSION						
			A 4							

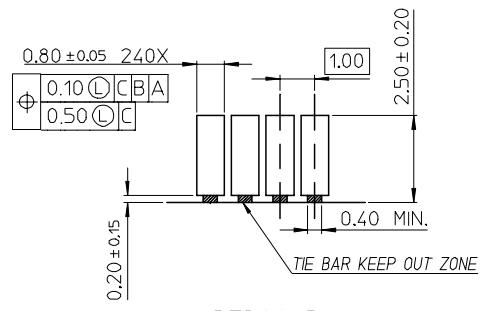
6 5 4 3 2 1



SEE SHEET 1 EC NO: SH2007-0496 TDRWN: ALL IN 2007/03/20 CHKD: 2007/03/21 APPR: WWSCHANG 2007/03/22	DESCRIPTION REV	QUALITY SYMBOLS	GENERAL TOLERANCES (UNLESS SPECIFIED)	DIMENSION STYLE	SCALE	DESIGN UNITS	THIRD ANGLE PROJECTION															
		$\nabla = 0$ $\nabla C = 0$	<table border="1"> <thead> <tr> <th></th> <th>mm</th> <th>INCH</th> </tr> </thead> <tbody> <tr> <td>4 PLACES</td> <td>± ---</td> <td>± ---</td> </tr> <tr> <td>3 PLACES</td> <td>± ---</td> <td>± ---</td> </tr> <tr> <td>2 PLACES</td> <td>± 0.25</td> <td>± ---</td> </tr> <tr> <td>1 PLACE</td> <td>± 0.25</td> <td>± ---</td> </tr> </tbody> </table>		mm	INCH	4 PLACES	± ---	± ---	3 PLACES	± ---	± ---	2 PLACES	± 0.25	± ---	1 PLACE	± 0.25	± ---	MM ONLY	1:1	METRIC	
			mm	INCH																		
		4 PLACES	± ---	± ---																		
		3 PLACES	± ---	± ---																		
2 PLACES	± 0.25	± ---																				
1 PLACE	± 0.25	± ---																				
	ANGULAR ± 3 °	DRAWN BY: TOM DATE: 2004/07/19 CHECKED BY: ALL IN DATE: 2004/07/19 APPROVED BY: WWSCHANG DATE: 2004/07/19	TITLE	1.0MM PITCH DDR II 240 CKTS WITH FORKLICK																		
	DRAFT WHERE APPLICABLE MUST REMAIN WITHIN DIMENSIONS	MATERIAL NO.: SEE TABLE DOCUMENT NO.: SD-87705-801 SHEET NO.: 2 OF 10	MOLEX INCORPORATED																			

7 6 5 4 3 2 1

E

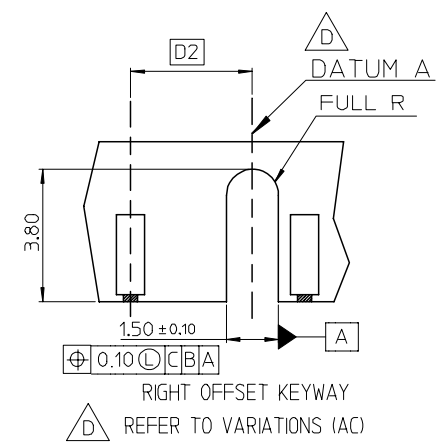
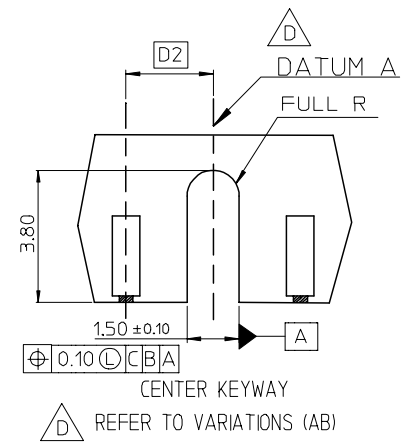
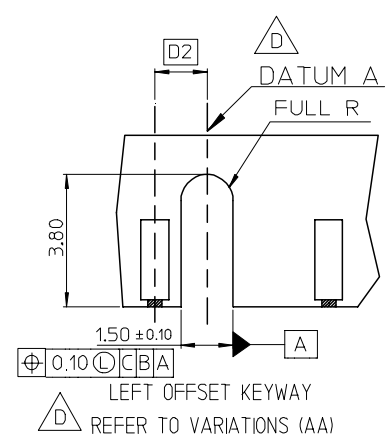


DETAIL D

△ D VARIATIONS

VAR SYMBOL \	AA	AB	AC
D1	3.00 BASIC	4.00 BASIC	5.00 BASIC
D2	1.50 BASIC	2.50 BASIC	3.50 BASIC

D



DETAIL A S=5:1
CENTER KEY ZONE





THIS DESIGN IS BASED ON DESIGN OBJECTIVES AND IS STRICTLY TENTATIVE. IT MAY CHANGE BASED ON RESULTS OF ADDITIONS DESIGN REVIEWS AND VERIFICATIONS.




B

A

SEE SHEET 1 EC NO: SH2007-0496 TDRWN: ALL IN 2007/03/20 CHKD: 2007/03/21 APPR: WWSCHANG 2007/03/22	QUALITY SYMBOLS	GENERAL TOLERANCES (UNLESS SPECIFIED)	DIMENSION STYLE	SCALE	DESIGN UNITS	THIRD ANGLE PROJECTION															
	$\nabla = 0$ $\nabla C = 0$	<table border="1"> <thead> <tr> <th></th> <th>mm</th> <th>INCH</th> </tr> </thead> <tbody> <tr> <td>4 PLACES</td> <td>± ---</td> <td>± ---</td> </tr> <tr> <td>3 PLACES</td> <td>± ---</td> <td>± ---</td> </tr> <tr> <td>2 PLACES</td> <td>± 0.25</td> <td>± ---</td> </tr> <tr> <td>1 PLACE</td> <td>± 0.25</td> <td>± ---</td> </tr> </tbody> </table>		mm	INCH	4 PLACES	± ---	± ---	3 PLACES	± ---	± ---	2 PLACES	± 0.25	± ---	1 PLACE	± 0.25	± ---	MM ONLY		METRIC	
		mm	INCH																		
	4 PLACES	± ---	± ---																		
	3 PLACES	± ---	± ---																		
2 PLACES	± 0.25	± ---																			
1 PLACE	± 0.25	± ---																			
	ANGULAR ± 3 °	DRAWN BY	DATE	TITLE																	
	DRAFT WHERE APPLICABLE MUST REMAIN WITHIN DIMENSIONS	TOM	2004/07/19	1.0MM PITCH DDR II 240 CKTS WITH FORKLICK																	
		CHECKED BY	DATE	MOLEX MOLEX INCORPORATED																	
		ALL IN	2004/07/19	DOCUMENT NO. SD-87705-801																	
		APPROVED BY	DATE	SHEET NO. 3 OF 10																	
		WWSCHANG	2004/07/19	THIS DRAWING CONTAINS INFORMATION THAT IS PROPRIETARY TO MOLEX INCORPORATED AND SHOULD NOT BE USED WITHOUT WRITTEN PERMISSION																	

6 5 4 3 2 1





7	6	5	4	3	2	1		
MOLEX P/N	HOUSING MATERIAL	HOUSING COLOR	LATCH COLOR	TERMINAL MATERIAL	CONTACT PLATING	SOLDERTAIL LENGTH "B"	FORKLOCK WIDTH "C"	VOLTAGE
87705-7000	NYLON66	BLACK	WHITE	PHOSPHOR BROZNE	GOLD FLASH	2.54	  $2.70^{+0.10}_{-0.05}$	1.8
87705-7001					10 MICROINCH GOLD			
87705-7002					15 MICROINCH GOLD			
87705-7003					GOLD FLASH			
87705-7004					10 MICROINCH GOLD			
87705-7005					15 MICROINCH GOLD			
87705-7010		WHITE			GOLD FLASH	2.54		
87705-7011					10 MICROINCH GOLD			
87705-7012					15 MICROINCH GOLD			
87705-7013					GOLD FLASH			
87705-7014					10 MICROINCH GOLD			
87705-7015					15 MICROINCH GOLD			
87705-7020		BLUE (287U)			GOLD FLASH	2.54		
87705-7021					10 MICROINCH GOLD			
87705-7022					15 MICROINCH GOLD			
87705-7023					GOLD FLASH			
87705-7024					10 MICROINCH GOLD			
87705-7025					15 MICROINCH GOLD			
87705-7030					GOLD FLASH	2.54		
87705-7031					10 MICROINCH GOLD			
87705-7032					15 MICROINCH GOLD			
87705-7033					GOLD FLASH			
87705-7034					10 MICROINCH GOLD			
87705-7035					15 MICROINCH GOLD			
87705-7040					GOLD FLASH	2.54		
87705-7041					10 MICROINCH GOLD			
87705-7042					15 MICROINCH GOLD			
87705-7043					GOLD FLASH			
87705-7044					10 MICROINCH GOLD			
87705-7045					15 MICROINCH GOLD			
87705-7060	ORANGE (151C)	GOLD FLASH	2.54					
87705-7061		10 MICROINCH GOLD						
87705-7062		15 MICROINCH GOLD						
87705-7063		GOLD FLASH						
87705-7064		10 MICROINCH GOLD						
87705-7065		15 MICROINCH GOLD						
87705-7066		GOLD FLASH	2.30					
87705-7067			30u"Gold	2.54				






SEE SHEET 1 EC NO: SH2007-0496 TDRWN:ALL IN 2007/03/20 CHKD: 2007/03/21 APPR:WWSCHANG 2007/03/22	QUALITY SYMBOLS  = 0  = 0	GENERAL TOLERANCES (UNLESS SPECIFIED)		DIMENSION STYLE MM ONLY		SCALE 1:1	DESIGN UNITS METRIC	 THIRD ANGLE PROJECTION		
								TITLE 1.0MM PITCH DDR II 240 CKTS WITH FORKLOCK		
								MOLEX INCORPORATED		
								DOCUMENT NO.	SHEET NO.	

7 6 5 4 3 2 1

E
D
C
B
A

E
D
C
B
A

MOLEX P/N	HOUSING MATERIAL	HOUSING COLOR	LATCH COLOR	TERMINAL MATERIAL	CONTACT PLATING	SOLDERTAIL LENGTH "B"	FORKLOCK WIDTH "C"	VOLTAGE
87705-7100	NYLON66	BLACK	WHITE	BRASS	GOLD FLASH	2.54	  2.70 ^{+0.10} _{-0.05}	1.8
87705-7101					10 MICROINCH GOLD			
87705-7102					15 MICROINCH GOLD			
87705-7103					GOLD FLASH			
87705-7104					10 MICROINCH GOLD			
87705-7105					15 MICROINCH GOLD			
87705-7110		WHITE			GOLD FLASH	2.54		
87705-7111					10 MICROINCH GOLD			
87705-7112					15 MICROINCH GOLD			
87705-7113					GOLD FLASH			
87705-7114					10 MICROINCH GOLD			
87705-7115					15 MICROINCH GOLD			
87705-7120		BLUE (287U)			GOLD FLASH	2.54		
87705-7121					10 MICROINCH GOLD			
87705-7122					15 MICROINCH GOLD			
87705-7123					GOLD FLASH			
87705-7124					10 MICROINCH GOLD			
87705-7125					15 MICROINCH GOLD			
87705-7130		 GREEN (348C)			GOLD FLASH	2.54		
87705-7131					10 MICROINCH GOLD			
87705-7132					15 MICROINCH GOLD			
87705-7133					GOLD FLASH			
87705-7134					10 MICROINCH GOLD			
87705-7135					15 MICROINCH GOLD			
87705-7140		 PURPLE (2736U)			GOLD FLASH	2.54		
87705-7141					10 MICROINCH GOLD			
87705-7142					15 MICROINCH GOLD			
87705-7143					GOLD FLASH			
87705-7144	10 MICROINCH GOLD							
87705-7145	15 MICROINCH GOLD							

SEE SHEET 1 EC NO: SH2007-0496 TDRWN: ALL IN CHKD: APPR: WWSCHANG	2007/03/20 2007/03/21 2007/03/22	DESCRIPTION REV	QUALITY SYMBOLS	GENERAL TOLERANCES (UNLESS SPECIFIED)	DIMENSION STYLE	SCALE	DESIGN UNITS	THIRD ANGLE PROJECTION															
			 = 0  = 0	<table border="1"> <tr> <th></th> <th>mm</th> <th>INCH</th> </tr> <tr> <td>4 PLACES</td> <td>± ---</td> <td>± ---</td> </tr> <tr> <td>3 PLACES</td> <td>± ---</td> <td>± ---</td> </tr> <tr> <td>2 PLACES</td> <td>± 0.25</td> <td>± ---</td> </tr> <tr> <td>1 PLACE</td> <td>± 0.25</td> <td>± ---</td> </tr> </table>		mm	INCH	4 PLACES	± ---	± ---	3 PLACES	± ---	± ---	2 PLACES	± 0.25	± ---	1 PLACE	± 0.25	± ---	MM ONLY	1:1	METRIC	
				mm	INCH																		
			4 PLACES	± ---	± ---																		
			3 PLACES	± ---	± ---																		
2 PLACES	± 0.25	± ---																					
1 PLACE	± 0.25	± ---																					
	<table border="1"> <tr> <td>DRAWN BY</td> <td>DATE</td> <td>TITLE</td> </tr> <tr> <td>TOM</td> <td>2004/07/19</td> <td>1.0MM PITCH DDR II 240 CKTS WITH FORKLOCK</td> </tr> <tr> <td>CHECKED BY</td> <td>DATE</td> <td></td> </tr> <tr> <td>ALL IN</td> <td>2004/07/19</td> <td></td> </tr> <tr> <td>APPROVED BY</td> <td>DATE</td> <td></td> </tr> <tr> <td>WWSCHANG</td> <td>2004/07/19</td> <td></td> </tr> </table>	DRAWN BY	DATE	TITLE	TOM	2004/07/19	1.0MM PITCH DDR II 240 CKTS WITH FORKLOCK	CHECKED BY	DATE		ALL IN	2004/07/19		APPROVED BY	DATE		WWSCHANG	2004/07/19					
DRAWN BY	DATE	TITLE																					
TOM	2004/07/19	1.0MM PITCH DDR II 240 CKTS WITH FORKLOCK																					
CHECKED BY	DATE																						
ALL IN	2004/07/19																						
APPROVED BY	DATE																						
WWSCHANG	2004/07/19																						
			DRAFT WHERE APPLICABLE MUST REMAIN WITHIN DIMENSIONS	SEE TABLE	SD-87705-801	5 OF 10																	
				SIZE  4	THIS DRAWING CONTAINS INFORMATION THAT IS PROPRIETARY TO MOLEX INCORPORATED AND SHOULD NOT BE USED WITHOUT WRITTEN PERMISSION																		

6 5 4 3 2 1

7 6 5 4 3 2 1

E

D

C

B

A

E

D

C

B

A

MOLEX P/N	HOUSING MATERIAL	HOUSING COLOR	LATCH COLOR	TERMINAL MATERIAL	CONTACT PLATING	SOLDERTAIL LENGTH "B"	FORKLOCK WIDTH "C"	VOLTAGE
87705-7200	NYLON66	BLACK	WHITE	PHOSPHOR BROZNE	GOLD FLASH	2.54	$\triangle_D \triangle_F$ $2.70^{+0.10}_{-0.05}$	2.5
87705-7201					10 MICROINCH GOLD			
87705-7202					15 MICROINCH GOLD			
87705-7203					GOLD FLASH			
87705-7204					10 MICROINCH GOLD			
87705-7205					15 MICROINCH GOLD			
87705-7210		WHITE			GOLD FLASH	2.54		
87705-7211					10 MICROINCH GOLD			
87705-7212					15 MICROINCH GOLD			
87705-7213					GOLD FLASH			
87705-7214					10 MICROINCH GOLD			
87705-7215					15 MICROINCH GOLD			
87705-7220		BLUE (287U)			GOLD FLASH	2.54		
87705-7221					10 MICROINCH GOLD			
87705-7222					15 MICROINCH GOLD			
87705-7223					GOLD FLASH			
87705-7224					10 MICROINCH GOLD			
87705-7225					15 MICROINCH GOLD			
87705-7230		\triangle_D			GOLD FLASH	2.54		
87705-7231					10 MICROINCH GOLD			
87705-7232					15 MICROINCH GOLD			
87705-7233					GOLD FLASH			
87705-7234					10 MICROINCH GOLD			
87705-7235					15 MICROINCH GOLD			
87705-7240		\triangle_D			GOLD FLASH	2.54		
87705-7241					10 MICROINCH GOLD			
87705-7242					15 MICROINCH GOLD			
87705-7243					GOLD FLASH			
87705-7244	10 MICROINCH GOLD							
87705-7245	15 MICROINCH GOLD							

SEE SHEET 1 EC NO: SH2007-0496 TDRWN: ALL IN 2007/03/20 CHKD: 2007/03/21 APPR: WWSCHANG 2007/03/22	DESCRIPTION REV	QUALITY SYMBOLS	GENERAL TOLERANCES (UNLESS SPECIFIED)	DIMENSION STYLE	SCALE	DESIGN UNITS	THIRD ANGLE PROJECTION	
		$\blacktriangledown = 0$	mm INCH	MM ONLY	1:1	METRIC		
		$\triangle = 0$	4 PLACES ± --- ± ---	DRAWN BY DATE	TITLE 1.0MM PITCH DDR II 240 CKTS WITH FORKLOCK			
			3 PLACES ± --- ± ---	TOM 2004/07/19				
			2 PLACES ± 0.25 ± ---	CHECKED BY DATE	MOLEX INCORPORATED			
	1 PLACE ± 0.25 ± ---	ALL IN 2004/07/19						
	ANGULAR ± 3 °	APPROVED BY DATE	DOCUMENT NO. SHEET NO.					
		WWSCHANG 2004/07/19						
	DRAFT WHERE APPLICABLE MUST REMAIN WITHIN DIMENSIONS	MATERIAL NO.	SEE TABLE					
		SIZE	THIS DRAWING CONTAINS INFORMATION THAT IS PROPRIETARY TO MOLEX INCORPORATED AND SHOULD NOT BE USED WITHOUT WRITTEN PERMISSION					

6 5 4 3 2 1

7 6 5 4 3 2 1

E

E

D

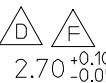
D

C

C



B

B

MOLEX P/N	HOUSING MATERIAL	HOUSING COLOR	LATCH COLOR	TERMINAL MATERIAL	CONTACT PLATING	SOLDERTAIL LENGTH "B"	FORKLOCK WIDTH "C"	VOLTAGE
87705-7300	NYLON66	BLACK	WHITE	BRASS	GOLD FLASH	2.54	 2.70 ^{+0.10} / _{-0.05}	2.5
87705-7301					10 MICROINCH GOLD			
87705-7302					15 MICROINCH GOLD			
87705-7303					GOLD FLASH			
87705-7304					10 MICROINCH GOLD			
87705-7305					15 MICROINCH GOLD			
87705-7310		GOLD FLASH			2.54			
87705-7311		10 MICROINCH GOLD						
87705-7312		15 MICROINCH GOLD						
87705-7313		GOLD FLASH						
87705-7314		10 MICROINCH GOLD						
87705-7315		15 MICROINCH GOLD						
87705-7320		GOLD FLASH	2.54					
87705-7321		10 MICROINCH GOLD						
87705-7322		15 MICROINCH GOLD						
87705-7323		GOLD FLASH						
87705-7324		10 MICROINCH GOLD						
87705-7325		15 MICROINCH GOLD						
87705-7330		GOLD FLASH	2.54					
87705-7331		10 MICROINCH GOLD						
87705-7332		15 MICROINCH GOLD						
87705-7333		GOLD FLASH						
87705-7334		10 MICROINCH GOLD						
87705-7335		15 MICROINCH GOLD						
87705-7340		GOLD FLASH	2.54					
87705-7341		10 MICROINCH GOLD						
87705-7342		15 MICROINCH GOLD						
87705-7343		GOLD FLASH						
87705-7344	10 MICROINCH GOLD							
87705-7345	15 MICROINCH GOLD							

A

A

SEE SHEET 1 EC NO: SH2007-0496 TDRWN: ALL IN 2007/03/20 CHKD: 2007/03/21 APPR: WWSCHANG 2007/03/22	DESCRIPTION QUALITY SYMBOLS 	GENERAL TOLERANCES (UNLESS SPECIFIED)		DIMENSION STYLE MM ONLY		SCALE 1:1	DESIGN UNITS METRIC	 THIRD ANGLE PROJECTION		
									TITLE 1.0MM PITCH DDR II 240 CKTS WITH FORKLOCK	
									MOLEX INCORPORATED	
									DOCUMENT NO.	SHEET NO.



fb_frame_A4_P_AM_T
Rev. D 2004/06/28




6 5 4 3 2 1

7 6 5 4 3 2 1

















E
D
C
B
A





E
D
C
B
A

MOLEX P/N	HOUSING MATERIAL	HOUSING COLOR	LATCH COLOR	TERMINAL MATERIAL	CONTACT PLATING	SOLDERTAIL LENGTH "B"	FORKLOCK WIDTH "C"	VOLTAGE					
87705-7420	NYLON46	BLUE (287U)	WHITE	PHOSPHOR BROZNE	GOLD FLASH	2.54	  2.70 ^{+0.10} _{-0.05}	1.8					
87705-7421					10 MICROINCH GOLD								
87705-7422					15 MICROINCH GOLD								
87705-7423					GOLD FLASH	3.00							
87705-7424					10 MICROINCH GOLD								
87705-7425					15 MICROINCH GOLD								
87705-7426		BLACK	WHITE	PHOSPHOR BROZNE	GOLD FLASH	2.30							
87705-7407					WHITE	30 MICROINCH GOLD			2.54				
87705-7417					BLUE (287U)								
87705-7427					GREEN (348C)								
87705-7437					PURPLE (2736U)	BLACK			WHITE				
87705-7447					BLACK								
87705-7457					ORANGE (151C)								
87705-7467													

SEE SHEET 1 EC NO: SH2007-0496 TDRWN: ALL IN CHKD: APPR: WWSCHANG	2007/03/20 2007/03/21 2007/03/22	DESCRIPTION REV	QUALITY SYMBOLS	GENERAL TOLERANCES (UNLESS SPECIFIED)	DIMENSION STYLE	SCALE	DESIGN UNITS	THIRD ANGLE PROJECTION															
			 = 0  = 0	<table border="1"> <tr> <th></th> <th>mm</th> <th>INCH</th> </tr> <tr> <td>4 PLACES</td> <td>± ---</td> <td>± ---</td> </tr> <tr> <td>3 PLACES</td> <td>± ---</td> <td>± ---</td> </tr> <tr> <td>2 PLACES</td> <td>± 0.25</td> <td>± ---</td> </tr> <tr> <td>1 PLACE</td> <td>± 0.25</td> <td>± ---</td> </tr> </table>		mm	INCH	4 PLACES	± ---	± ---	3 PLACES	± ---	± ---	2 PLACES	± 0.25	± ---	1 PLACE	± 0.25	± ---	MM ONLY	1:1	METRIC	
				mm	INCH																		
			4 PLACES	± ---	± ---																		
			3 PLACES	± ---	± ---																		
2 PLACES	± 0.25	± ---																					
1 PLACE	± 0.25	± ---																					
			<table border="1"> <tr> <th>DRAWN BY</th> <th>DATE</th> <th>TITLE</th> </tr> <tr> <td>TOM</td> <td>2004/07/19</td> <td rowspan="2">1.0MM PITCH DDR II 240 CKTS WITH FORKLOCK</td> </tr> <tr> <th>CHECKED BY</th> <th>DATE</th> </tr> <tr> <td>ALL IN</td> <td>2004/07/19</td> <td></td> </tr> </table>	DRAWN BY	DATE	TITLE	TOM	2004/07/19	1.0MM PITCH DDR II 240 CKTS WITH FORKLOCK	CHECKED BY	DATE	ALL IN	2004/07/19										
DRAWN BY	DATE	TITLE																					
TOM	2004/07/19	1.0MM PITCH DDR II 240 CKTS WITH FORKLOCK																					
CHECKED BY	DATE																						
ALL IN	2004/07/19																						
			<table border="1"> <tr> <th>APPROVED BY</th> <th>DATE</th> <th>MATERIAL NO.</th> <th>DOCUMENT NO.</th> <th>SHEET NO.</th> </tr> <tr> <td>WWSCHANG</td> <td>2004/07/19</td> <td>SEE TABLE</td> <td>SD-87705-801</td> <td>8 OF 10</td> </tr> </table>	APPROVED BY	DATE	MATERIAL NO.	DOCUMENT NO.	SHEET NO.	WWSCHANG	2004/07/19	SEE TABLE	SD-87705-801	8 OF 10										
APPROVED BY	DATE	MATERIAL NO.	DOCUMENT NO.	SHEET NO.																			
WWSCHANG	2004/07/19	SEE TABLE	SD-87705-801	8 OF 10																			
			<table border="1"> <tr> <th>SIZE</th> <th colspan="2">THIS DRAWING CONTAINS INFORMATION THAT IS PROPRIETARY TO MOLEX INCORPORATED AND SHOULD NOT BE USED WITHOUT WRITTEN PERMISSION</th> </tr> <tr> <td>A/4</td> <td colspan="2"></td> </tr> </table>	SIZE	THIS DRAWING CONTAINS INFORMATION THAT IS PROPRIETARY TO MOLEX INCORPORATED AND SHOULD NOT BE USED WITHOUT WRITTEN PERMISSION		A/4																
SIZE	THIS DRAWING CONTAINS INFORMATION THAT IS PROPRIETARY TO MOLEX INCORPORATED AND SHOULD NOT BE USED WITHOUT WRITTEN PERMISSION																						
A/4																							

6 5 4 3 2 1

MOLEX P/N	HOUSING MATERIAL	HOUSING COLOR	LATCH COLOR	TERMINAL MATERIAL	CONTACT PLATING	SOLDERTAIL LENGTH "B"	FORKLOCK WIDTH "C"	VOLTAGE
87705-7050	NYLON66	BLACK	BLACK	PHOSPHOR BROZNE	GOLD FLASH	2.54	  $2.70^{+0.10}_{-0.05}$	1.8
87705-7051					10 MICROINCH GOLD			
87705-7052					15 MICROINCH GOLD			
87705-7053					GOLD FLASH	3.00		
87705-7054					10 MICROINCH GOLD			
87705-7055					15 MICROINCH GOLD			
87705-7056					GOLD FLASH	2.30		
 87705-7400	NYLON46	BLACK	WHITE		GOLD FLASH	2.54		
 87705-7401					10 MICROINCH GOLD			
 87705-7402					15 MICROINCH GOLD			
 87705-7403					GOLD FLASH	3.00		
 87705-7404					10 MICROINCH GOLD			
 87705-7405					15 MICROINCH GOLD			
 87705-7406			GOLD FLASH		2.30			
 87705-7450			BLACK		GOLD FLASH	2.54		
 87705-7451					10 MICROINCH GOLD			
 87705-7452					15 MICROINCH GOLD			
 87705-7453					GOLD FLASH	3.00		
 87705-7454					10 MICROINCH GOLD			
 87705-7455					15 MICROINCH GOLD			
 87705-7456					GOLD FLASH	2.30		

SEE SHEET 1 EC NO: SH2007-0496 T1: DRWN: ALL IN 2007/03/20 CHKD: 2007/03/21 APPR: WWSCHANG 2007/03/22	QUALITY SYMBOLS  = 0  = 0	GENERAL TOLERANCES (UNLESS SPECIFIED)		DIMENSION STYLE MM ONLY		SCALE 1:1	DESIGN UNITS METRIC	 THIRD ANGLE PROJECTION		
			mm	INCH	DRAWN BY TOM	DATE 2004/07/19	TITLE 1.0MM PITCH DDR II 240 CKTS WITH FORKLOCK			
			4 PLACES ± ---	± ---	CHECKED BY ALL IN	DATE 2004/07/19				
			3 PLACES ± ---	± ---	APPROVED BY WWSCHANG	DATE 2004/07/19	 MOLEX INCORPORATED DOCUMENT NO. SD-87705-801 SHEET NO. 9 OF 10			
			2 PLACES ± 0.25	± ---	MATERIAL NO. SEE TABLE					
	1 PLACE ± 0.25	± ---	DRAFT WHERE APPLICABLE MUST REMAIN WITHIN DIMENSIONS							