

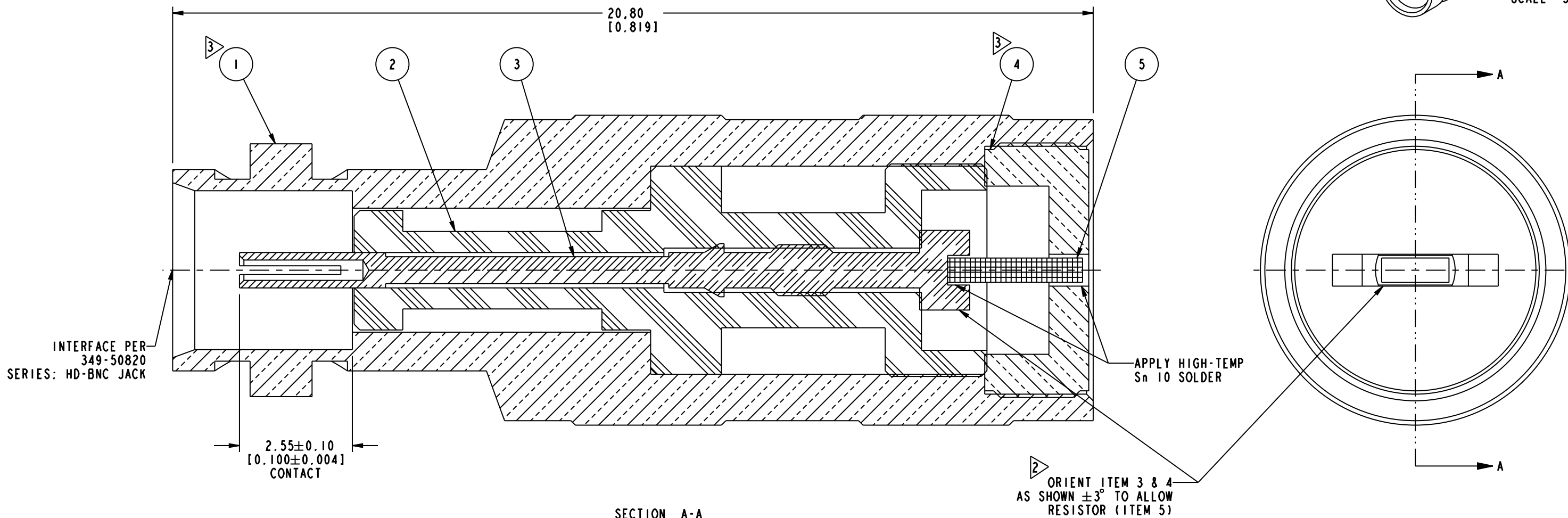
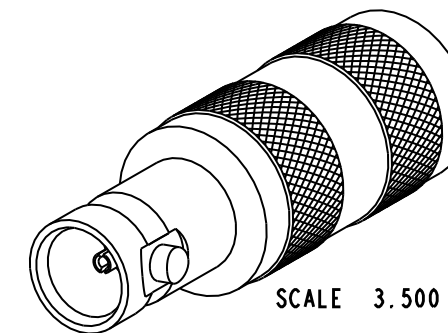
NOTES:

- 1. PLATING PER AMPHENOL SPEC. 349-50560.
- 2. RESISTOR SHOULD BE PLACED ON CONTACT AS SHOWN.
- 3. ITEM 4 IS A PRESS FIT INTO ITEM 1 & MUST WITHSTAND 20 LBS MIN PUSHOUT FORCE WITHOUT ANY MECHANICAL FAILURES.
- 4. PACKAGING:
  - A. PACKAGE CONNECTOR AS PER ROUTING INSTRUCTIONS.
  - B. MARK BAG OR TAG "AMPHENOLRF, APH-HDBNCJ-T YYWW"
  - C. NO ITEMS ARE PACKAGED LOOSE.

THIRD ANGLE PROJ.

REVISIONS

REV	DESCRIPTION	DATE	ECO	APPR
A	RELEASED TO MFG.	--	48098	NMV



34-11154		1	5	RESISTOR (75Ω)	-	
34-11082	JZ	1	4	BODY	NOTE 1	BRASS
34-11081	JZ	1	3	CONTACT	NOTE 1	BERYLLIUM COPPER
34-11080		1	2	INSULATOR	NATURAL	PTFE
34-11079	JZ	1	1	BODY	NOTE 1	BRASS
PART NUMBER	PLTG	QTY.	ITEM	DESCRIPTION	FINISH	MATERIAL

UNLESS OTHERWISE SPECIFIED, DIMENSIONS ARE IN METRIC AND TOLERANCES ARE:  
 <0.5mm ±0.05mm    0.5 - 6mm ±0.1mm    6 - 30mm ±0.2mm    30 - 120mm ±0.3mm    ANGLES ±1°

NOTICE - These drawings, specifications, or other data (1) are, and remain the property of Amphenol corp. (2) must be returned upon request; and (3) are confidential and not to be disclosed to any person other than those to whom they are given by Amphenol Corp. The furnishing of these drawings, specifications, or other data by Amphenol Corp., or to any other person to anyone for any purpose is not to be regarded by implication or otherwise in any manner licensing, granting rights to permitting such holder or any other person to manufacture, use or sell any product, process or design, patented or otherwise, that may in any way be related to or disclosed by said drawings, specifications, or other data.

MATERIAL SEE TABLE	DRAWN NISCHIT MV	DATE 11-Mar-10	TITLE HD-BNC, JACK TERMINATION		<p style="text-align: center;">Amphenol RF</p> Danbury CT USA, Tainan, Taiwan, Shenzhen, China www.amphenolrf.com
REFERENCE EAR # 3968	ENGINEER BALAJI M	DATE 11-Mar-10	SCALE: 11.0:1.0 SHEET 1 OF 2		
CONFIGURATION LEVEL: Prototype	APPROVED	DATE	DWG SIZE B	REV A	
FINISH	Root Folder/HD-BNC/APH-HDBNCJ-T				
			DRAWING NO. APH-HDBNCJ-T		
			ITEM NO. APH-HDBNCJ-T		
			PART NO. APH-HDBNCJ-T		

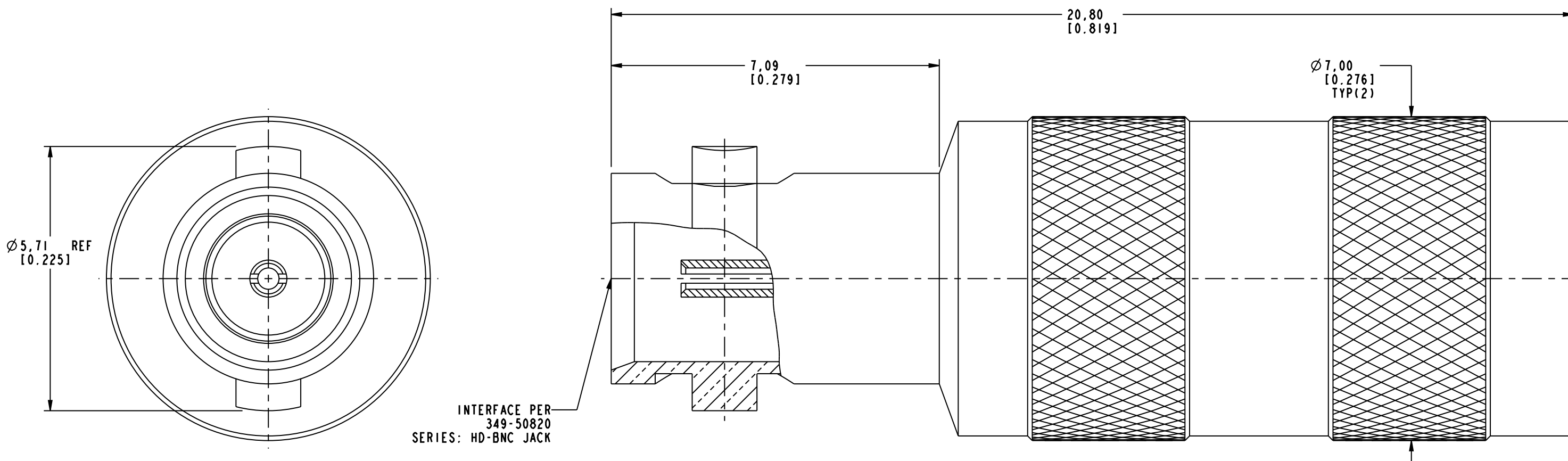
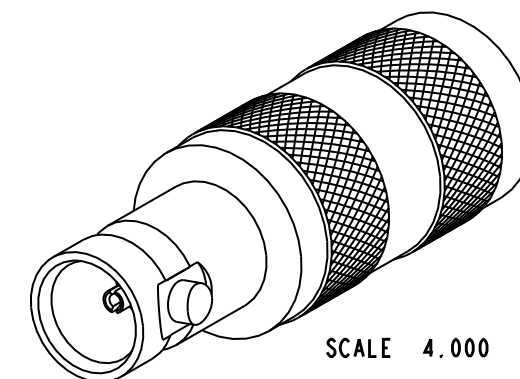
NOTES:

1. MATERIALS AND FINISHES:  
 BODIES - BRASS, GOLD PLATING  
 CONTACT - BERYLLIUM COPPER, GOLD PLATING  
 INSULATOR - PTFE
2. ELECTRICAL:  
 A. IMPEDANCE: 75 OHM  
 B. FREQUENCY RANGE: DC - 3 GHz  
 C. RETURN LOSS : -30 dB MIN AT 3 GHz
3. MECHANICAL:  
 A. DURABILITY: 500 CYCLES MIN.  
 B. TEMPERATURE RANGE: -65° C TO +165° C
4. PACKAGING:  
 A. QUANTITY: SINGLE PACK  
 B. MARKING: BAG TO BE MARKED  
 "AMPHENOLRF, APH-HDBNCJ-T, AND DATE CODE"

THIRD ANGLE PROJ.

REVISIONS

REV	DESCRIPTION	DATE	ECO	APPR
A	RELEASED TO MFG.	--	48098	NMV



**CUSTOMER OUTLINE DRAWING**  
 ALL OTHER SHEETS ARE FOR INTERNAL USE ONLY

UNLESS OTHERWISE SPECIFIED, DIMENSIONS ARE IN METRIC AND TOLERANCES ARE:  
 <0.5mm ± 0.05mm    0.5 - 6mm ± 0.1mm    6 - 30mm ± 0.2mm    30 - 120mm ± 0.3mm    ANGLES ± 1°

NOTICE - These drawings, specifications, or other data (1) are, and remain the property of Amphenol corp. (2) must be returned upon request; and (3) are confidential and not to be disclosed to any person other than those to whom they are given by Amphenol Corp. The furnishing of these drawings, specifications, or other data by Amphenol Corp., or to any other person to anyone for any purpose is not to be regarded by implication or otherwise in any manner licensing, granting rights to permitting such holder or any other person to manufacture, use or sell any product, process or design, patented or otherwise, that may in any way be related to or disclosed by said drawings, specifications, or other data.

MATERIAL SEE NOTES	DRAWN NISCHIT MV	DATE 11-Mar-10	TITLE HD-BNC, JACK TERMINATION	Amphenol RF Danbury CT USA, Tainan, Taiwan, Shenzhen, China www.amphenolrf.com
REFERENCE EAR # 3968	ENGINEER BALAJI M	DATE 11-Mar-10		
CONFIGURATION LEVEL: Prototype	APPROVED	DATE	SCALE: 11.5:1.0	SHEET 2 OF 2
FINISH	Root Folder/HD-BNC/APH-HDBNCJ-T	DWG SIZE B	REV A	DRAWING NO. APH-HDBNCJ-T ITEM NO. APH-HDBNCJ-T PART NO. APH-HDBNCJ-T