

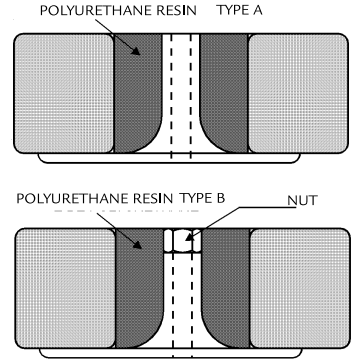
Toroidal Transformer

www.DataSheet4U.com

Special transformers


We can manufacture special transformers according to the customer's drawings and specifications, provided that they are among the following features:

- Power rating: from 15 VA up to 15000 VA.
- Special sizes: extraflat or very small diameter.
- Electrostatic screen between primary and secondary.
- Fixing system according to specification.
- Lower regulation.



Power Transformers 50/60Hz

Standard ribboned toroidal transformers

REFERENCE	POWER VA	PRIMARY V V	SECONDARY V V	I _{NOM} A	WEIGHT Kg (approx.)	EFFICIENCY %	REGULATION "% max	DIMENSIONS Ø x H mm	APPROVALS
X-0650-249	15	115 + 115	2 x 6	1.25	0.35	82	18	65 x 30	 0550
X-0650-206	15	115 + 115	2 x 10	0.75	0.35	82	18	65 x 30	
X-0650-207	15	115 + 115	2 x 12	0.62	0.35	82	18	65 x 30	
X-0650-250	15	115 + 115	2 x 15	0.50	0.35	82	18	65 x 30	
X-0650-208	15	115 + 115	2 x 18	0.42	0.35	82	18	65 x 30	
X-0650-251	30	115 + 115	2 x 6	2.50	0.45	83	16	73 x 30	
X-0650-252	30	115 + 115	2 x 10	1.50	0.45	83	16	73 x 30	
X-0650-212	30	115 + 115	2 x 12	1.25	0.45	83	16	73 x 30	
X-0650-253	30	115 + 115	2 x 15	1.00	0.45	83	16	73 x 30	
X-0650-213	30	115 + 115	2 x 18	0.83	0.45	83	16	73 x 30	
X-0650-254	50	115 + 115	2 x 6	4.16	0.70	85	15	80 x 35	
X-0650-255	50	115 + 115	2 x 10	2.50	0.70	85	15	80 x 35	
X-0650-218	50	115 + 115	2 x 12	2.08	0.70	85	15	80 x 35	
X-0650-256	50	115 + 115	2 x 15	1.66	0.70	85	15	80 x 35	
X-0650-219	50	115 + 115	2 x 18	1.38	0.70	85	15	80 x 35	
X-0650-257	80	115 + 115	2 x 6	6.66	1.00	86	13	96 x 38	
X-0650-258	80	115 + 115	2 x 10	4.00	1.00	86	13	96 x 38	
X-0650-221	80	115 + 115	2 x 12	3.33	1.00	86	13	96 x 38	
X-0650-259	80	115 + 115	2 x 15	2.66	1.00	86	13	96 x 38	
X-0650-222	80	115 + 115	2 x 18	2.22	1.00	86	13	96 x 38	
X-0650-260	80	115 + 115	2 x 30	1.33	1.00	86	13	96 x 38	
X-0650-261	120	115 + 115	2 x 10	6.00	1.45	88	11	102 x 46	
X-0650-227	120	115 + 115	2 x 12	5.00	1.45	88	11	102 x 46	
X-0650-262	120	115 + 115	2 x 15	4.00	1.45	88	11	102 x 46	
X-0650-228	120	115 + 115	2 x 18	3.33	1.45	88	11	102 x 46	
X-0650-229	120	115 + 115	2 x 30	2.00	1.45	88	11	102 x 46	
X-0650-263	160	115 + 115	2 x 10	8.00	1.75	90	10	111 x 47	
X-0650-264	160	115 + 115	2 x 12	6.66	1.75	90	10	111 x 47	
X-0650-265	160	115 + 115	2 x 15	5.33	1.75	90	10	111 x 47	
X-0650-266	160	115 + 115	2 x 18	4.44	1.75	90	10	111 x 47	
X-0650-232	160	115 + 115	2 x 30	2.66	1.75	90	10	111 x 47	
X-0650-267	200	115 + 115	2 x 15	6.66	2.10	92	8	122 x 46	
X-0650-233	200	115 + 115	2 x 18	5.55	2.10	92	8	122 x 46	
X-0650-235	200	115 + 115	2 x 30	3.33	2.10	92	8	122 x 46	
X-0650-268	200	115 + 115	2 x 110	0.91	2.10	92	8	122 x 46	
X-0650-269	250	115 + 115	2 x 18	6.90	2.30	93	7	126 x 49	
X-0650-270	250	115 + 115	2 x 30	4.16	2.30	93	7	126 x 49	
X-0650-238	250	115 + 115	2 x 110	1.13	2.30	93	7	126 x 49	
X-0650-239	300	115 + 115	2 x 30	5.00	2.60	93	7	134 x 51	
X-0650-240	300	115 + 115	2 x 48	3.12	2.60	93	7	134 x 51	
X-0650-241	300	115 + 115	2 x 110	1.36	2.60	93			
X-0650-242	500	115 + 115	2 x 48	5.20	3.80	93			
X-0650-243	500	115 + 115	2 x 60	4.16	3.80	93	7	144 x 59	
X-0650-244	500	115 + 115	2 x 110	2.30	3.80	93	7	144 x 59	



www.DataSheet4U.com

Toroidal Transformer

www.DataSheet4U.com

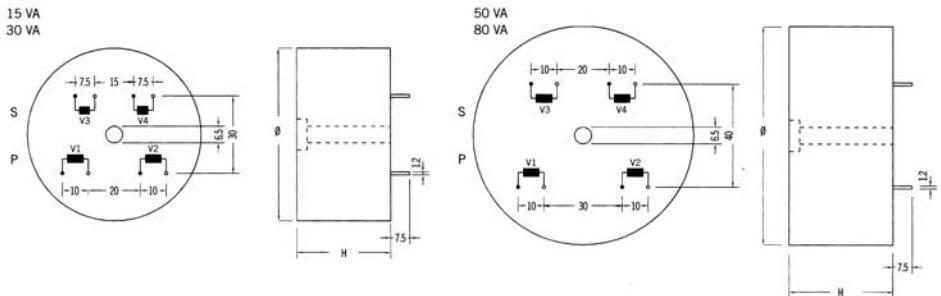
Power Transformers 50/60Hz

Standard encapsulated toroidal transformers

TYPE		POWER VA	PRIMARY V V	SECONDARY V V	I _{NOM} A	WEIGHT Kg (approx.)	EFFICIENCY %	REGULATION % ¹⁾ max	DIMENSIONS Ø x H mm
Printed circuit	Wire output								
X-0000-450	X-0000-400	15	115 + 115	2 x 6	1.25	0.40	83	18	67 x 36
X-0000-451	X-0000-401	15	115 + 115	2 x 10	0.75	0.40	83	18	67 x 36
X-0000-452	X-0000-402	15	115 + 115	2 x 12	0.62	0.40	83	18	67 x 36
X-0000-453	X-0000-403	15	115 + 115	2 x 15	0.50	0.40	83	18	67 x 36
X-0000-454	X-0000-404	15	115 + 115	2 x 18	0.46	0.40	83	18	67 x 36
X-0000-455	X-0000-405	30	115 + 115	2 x 6	2.50	0.60	85	16	78 x 39
X-0000-456	X-0000-406	30	115 + 115	2 x 10	1.50	0.60	85	16	78 x 39
X-0000-457	X-0000-407	30	115 + 115	2 x 12	1.25	0.60	85	16	78 x 39
X-0000-458	X-0000-408	30	115 + 115	2 x 15	1.00	0.60	85	16	78 x 39
X-0000-459	X-0000-409	30	115 + 115	2 x 18	0.83	0.60	85	16	78 x 39
X-0000-460	X-0000-410	50	115 + 115	2 x 6	4.16	0.90	87	15	85 x 40
X-0000-461	X-0000-411	50	115 + 115	2 x 10	2.50	0.90	87	15	85 x 40
X-0000-462	X-0000-412	50	115 + 115	2 x 12	2.05	0.90	87	15	85 x 40
X-0000-463	X-0000-413	50	115 + 115	2 x 15	1.66	0.90	87	15	85 x 40
X-0000-464	X-0000-414	50	115 + 115	2 x 18	1.38	0.90	87	15	85 x 40
X-0000-465	X-0000-415	80	115 + 115	2 x 6	6.66	1.10	88	13	96 x 43
X-0000-466	X-0000-416	80	115 + 115	2 x 10	4.00	1.10	88	13	96 x 43
X-0000-467	X-0000-417	80	115 + 115	2 x 12	3.33	1.10	88	13	96 x 43
X-0000-468	X-0000-418	80	115 + 115	2 x 15	2.66	1.10	88	13	96 x 43
X-0000-469	X-0000-419	80	115 + 115	2 x 18	2.22	1.10	88	13	96 x 43
X-0000-470	X-0000-420	80	115 + 115	2 x 30	1.33	1.10	88	13	96 x 43
	X-0000-421	120	115 + 115	2 x 10	6.00	2.50	90	11	104 x 53
	X-0000-422	120	115 + 115	2 x 12	5.00	2.50	90	11	104 x 53
	X-0000-423	120	115 + 115	2 x 15	4.00	2.50	90	11	104 x 53
	X-0000-424	120	115 + 115	2 x 18	3.33	2.50	90	11	104 x 53
	X-0000-425	120	115 + 115	2 x 30	2.00	2.50	90	11	104 x 53

Fig. 8

Encapsulated for P.C.B.



VA	Ø	H
15	67	36
15	78	39

VA	Ø	H
50	85	40
80	96	43

www.DataSheet4U.com