

**PLEASE CHECK WWW.MOLEX.COM FOR LATEST PART INFORMATION**

**Part Number:** **0014563098**  
**Status:** **Active**  
**Overview:** [cgrid\\_sl\\_products](#)  
**Description:** 2.54mm (.100") Pitch SL™ Insulation Displacement Connector Assembly, Female, Single Row, Version C, Front Ribs, Wire Size 28, 0.38µm (15µ") Gold (Au), 9 Circuits

**Documents:**

[3D Model](#) [Product Specification PS-70400 \(PDF\)](#)  
[Drawing \(PDF\)](#) [RoHS Certificate of Compliance \(PDF\)](#)

**Agency Certification**

CSA LR19980  
 UL E29179

**General**

Product Family Ribbon Cable / Wire Trap Connectors  
 Series [70400](#)  
 Comments Terminals Preloaded  
 Component Type Housing  
 Glow-Wire Compliant No  
 Overview [cgrid\\_sl\\_products](#)  
 Product Name SL™

**Physical**

Circuits (Loaded) 9  
 Color - Resin Black  
 Durability (mating cycles max) 50  
 Entry Angle Vertical  
 Flammability 94V-0  
 Lock to Mating Part None  
 Material - Metal Phosphor Bronze  
 Material - Plating Mating Gold  
 Material - Plating Termination Tin  
 Material - Resin Polyester Alloy  
 Number of Rows 1  
 PCB Retention None  
 Packaging Type Tube  
 Pitch - Mating Interface (in) 0.100 In  
 Pitch - Mating Interface (mm) 2.54 mm  
 Plating min: Mating (µin) 15  
 Plating min: Mating (µm) 0.375  
 Plating min: Termination (µin) 75  
 Plating min: Termination (µm) 1.875  
 Polarized to Mating Part Yes  
 Stackable Yes  
 Surface Mount Compatible (SMC) N/A  
 Temperature Range - Operating -40°C to +105°C  
 Termination Interface: Style IDT or Pierce  
 Wire Insulation Diameter 1.35mm (.053") max.  
 Wire Size AWG 28  
 Wire/Cable Type Discrete Wire, Ribbon Cable

**Electrical**

Current - Maximum per Contact 3A  
 Voltage - Maximum 250V

**Material Info**



Series

image - Reference only

**EU RoHS**

**ELV and RoHS  
Compliant**

**REACH SVHC**

**Not Reviewed**

**Halogen-Free**

**Status**

**Not Reviewed**

**China RoHS**



**Need more information on product  
environmental compliance?**

Email [productcompliance@molex.com](mailto:productcompliance@molex.com)  
 For a multiple part number RoHS Certificate of Compliance, [click here](#)

Please visit the [Contact Us](#) section for any non-product compliance questions.

**Search Parts in this Series**

[70400Series](#)

**Mates With**

[70544](#), [70546](#), [70554](#) , [70556](#)

**Use With**

[7307](#) Tinned 28AWG, [7767](#) Topcoat 28AWG, [24241](#) Tinned 26AWG, [8996](#) Topcoat 26AWG, [24226](#) Tinned 24AWG, [8997](#) Topcoat 24AWG, [24369](#) High Flex 26AWG, [24389](#) High Flex 24AWG

**Application Tooling | FAQ**

*Tooling specifications and manuals are found by selecting the products below. Crimp Height Specifications are then contained in the Application Tooling Specification document.*

**Global**

Description	Product #
Hawk Semi-Automatic Discrete Wire Terminator for SL - Rebuilt US*	<a href="#">0011201337</a>

Old Part Number

70400-0918

**Reference - Drawing Numbers**

Product Specification

Sales Drawing

PS-70400

SDA-70400-0911-0934

Hawk™ Ribbon Cable Terminator for SL without Break-off 0623003000

Hawk™ Semi-Automatic Discrete Wire Terminator for SL - Rebuilt CE Approved\* 0623004900

Hawk™ Flat Flex Cable Terminator for SL with Break-off 0623005200

Hawk™ Ribbon Cable Terminator with for SL Break-off 0623005300

IDT Discrete Handtool Module for SL™ 0621000700

Hawk™ Semi-Automatic Discrete Wire Terminator for SL 0623003100

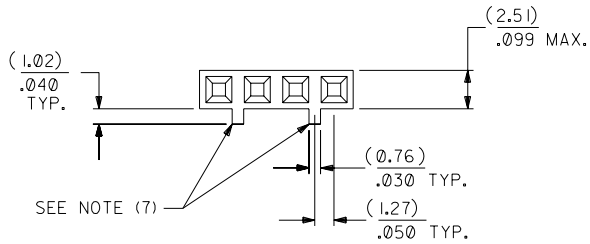
This document was generated on 05/21/2010

**PLEASE CHECK [WWW.MOLEX.COM](http://WWW.MOLEX.COM) FOR LATEST PART INFORMATION**

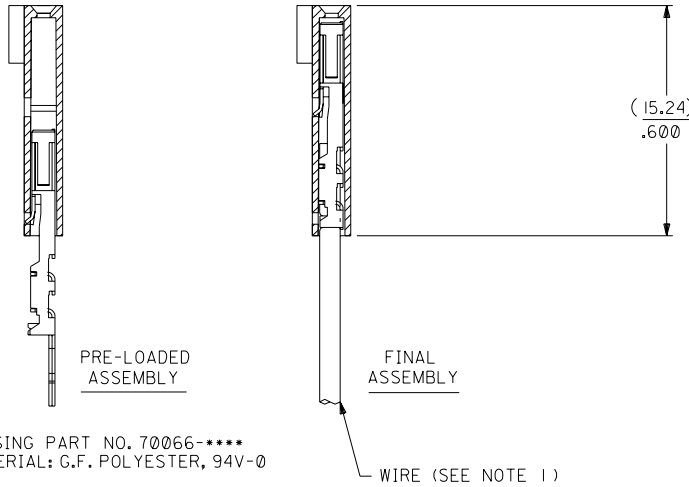
# OPTION C

## NOTES:

- TO BE USED WITH (28) AWG. STRANDED WIRE WITH (1.35)/.053 DIA. MAX. INSULATION.
- SEE CHART FOR CIRCUIT SIZES.
- STANDARD PACKAGING PER PK-70400-0001. OPTIONAL PACKAGING MAY BE AVAILABLE, REQUEST DWG. PK-70400
- PARTS STACKABLE END TO END ON (2.54)/.100 CENTERS.
- REFER TO PRODUCT SPECIFICATION: PS-70400.
- SEE DWG. SDA-70400-\*\*\*\* (SHT. 5) FOR OPTIONAL HOUSING DETAILS.
- 4 CIRCUIT SHOWN. 4 - 25 CKT.'S. HAVE (2) RIBS.
- TO MATE WITH MOLEX PART NO.'S.: A-70374-\*\*\*\*, A-70376-\*\*\*\*, A-70390-\*\*\*\*, A-70392-\*\*\*\*, A-70544-\*\*\*\*, A-70554-\*\*\*\*, A-70542-\*\*\*\*, A-70552-\*\*\*\*, A-70546-\*\*\*\*, A-70556-\*\*\*\*.
- 2 CIRCUIT ASSEMBLIES SUPPLIED AS GROUPED PAIRS.

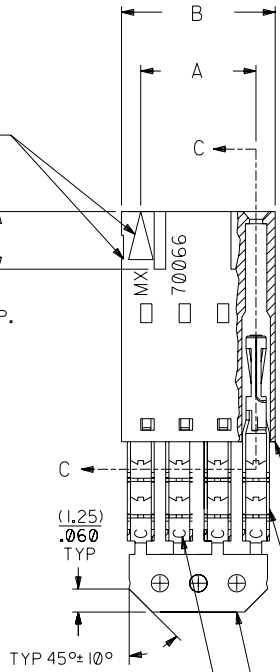


## SECTION C-C



CIRCUIT NO. 1  
SLOT OR ARROW

(3.81)  
.150 TYP.



HOUSING PART NO. 70066-\*\*\*\*  
MATERIAL: G.F. POLYESTER, 94V-0

TERMINAL PART NO. 70028-\*\*\*\*  
MATERIAL: PHOSPHOR BRONZE  
PLATING PER ES-88-\*\*\*

15 GOLD - .000015 MIN. GOLD IN SELECT AREA WITH  
.000075 MIN. TIN  
IN SELECT AREA OVER .000050 MIN. NICKEL  
OVER-ALL.

\*THE PRIMARY SHIPPING CARTON WILL BE LABELED "COMPLIANT TO  
ROHS DIRECTIVE 2002/95/EC AND ELV ANNEX II OF DIRECTIVE 2000/53/EC".  
CARTONS WITHOUT THIS LABEL MAY CONTAIN PRODUCT WITH LEAD.

I.D. SLOT CODE TO WIRE GAUGE CHART	
I.D. SLOT CODE	WIRE GAUGE
C	28 AWG.

PLATING CODE (STRIPE ON CARRIER STRIP)	
PLATING	COLOR
15 GOLD	YELLOW

CKT. SIZE	A	B	EDP. NO.	ENG. NO.
2	( 2.54 ) .100	( 5.05 ) .199	14-56-3028	A-70400-0911
3	( 5.08 ) .200	( 7.59 ) .299	14-56-3038	A-70400-0912
4	( 7.62 ) .300	( 10.13 ) .399	14-56-3048	A-70400-0913
5	( 10.16 ) .400	( 12.67 ) .499	14-56-3058	A-70400-0914
6	( 12.70 ) .500	( 15.21 ) .599	14-56-3068	A-70400-0915
7	( 15.24 ) .600	( 17.75 ) .699	14-56-3078	A-70400-0916
8	( 17.78 ) .700	( 20.29 ) .799	14-56-3088	A-70400-0917
9	( 20.32 ) .800	( 22.83 ) .899	14-56-3098	A-70400-0918
10	( 22.86 ) .900	( 25.37 ) .999	14-56-3108	A-70400-0919
11	( 25.54 ) 1.000	( 27.91 ) 1.099	14-56-3118	A-70400-0920
12	( 27.94 ) 1.100	( 30.45 ) 1.199	14-56-3128	A-70400-0921
13	( 30.48 ) 1.200	( 32.99 ) 1.299	14-56-3138	A-70400-0922
14	( 33.02 ) 1.300	( 35.53 ) 1.399	14-56-3148	A-70400-0923
15	( 35.56 ) 1.400	( 38.07 ) 1.499	14-56-3158	A-70400-0924
16	( 38.01 ) 1.500	( 40.61 ) 1.599	14-56-3168	A-70400-0925
17	( 40.64 ) 1.600	( 43.15 ) 1.699	14-56-3178	A-70400-0926
18	( 43.18 ) 1.700	( 45.69 ) 1.799	14-56-3188	A-70400-0927
19	( 45.72 ) 1.800	( 48.23 ) 1.899	14-56-3198	A-70400-0928
20	( 48.26 ) 1.900	( 50.77 ) 1.999	14-56-3208	A-70400-0929
21	( 50.80 ) 2.000	( 53.31 ) 2.099	14-56-3218	A-70400-0930
22	( 53.34 ) 2.100	( 55.85 ) 2.199	14-56-3228	A-70400-0931
23	( 55.88 ) 2.200	( 58.39 ) 2.299	14-56-3238	A-70400-0932
24	( 58.42 ) 2.300	( 60.93 ) 2.399	14-56-3248	A-70400-0933
25	( 60.96 ) 2.400	( 63.47 ) 2.499	14-56-3258	A-70400-0934

LTR.	REVISIONS	LTR.	REVISIONS

DRWG. BY	CHK'D. BY	SCALE
WAZ	WAZ	4:1

DIMENSIONS SHOWN (METRIC) INCH UNLESS OTHERWISE SPECIFIED TOLERANCES: ANGULAR ± 1/2°		REVISIONS	
3 PLACE ± .010	METRIC ---	E	REVISED PER ECR NO. U82110 10-17-88 BJS
2 PLACE ± .014	± 0.25	D	REVISE PER ECR #U80110 2/3/88 MJM
1 PLACE ---	± 0.35	C	REDRAWN ON CAD ECR# 8842 5/8/86 W.Z.
DRAFT WHERE APPLICABLE MUST REMAIN WITHIN DIMENSIONS		ADD CARRIER CHAMF ECN #UDT1998-0280 05/20/98 LMCGRATH	
DIMENSIONS SHOWN (METRIC) INCH UNLESS OTHERWISE SPECIFIED TOLERANCES: ANGULAR ± 1/2° 3 PLACE ± .010 METRIC --- 2 PLACE ± .014 ± 0.25 1 PLACE --- ± 0.35		REVISIONS LTR. REVISIONS	
MFG. SH. REV. TITLE: ASSEMBLY, SL CONNECTOR (SINGLE ROW- (2.54)/.100 GRID) MOLEX INCORPORATED LITSE, ILL. 60532 U.S.A. SHEET NO. DATE 10/11/84 PART NO. DRWG. NO. SDA-70400-0911-0934 SEE CHART FILE NAME: S78400CK6 THIS DRAWING CONTAINS INFORMATION THAT IS PROPRIETARY TO MOLEX INC. AND SHOULD NOT BE USED WITHOUT WRITTEN PERMISSION.		REVISIONS LTR. REVISIONS	