

**PLEASE CHECK WWW.MOLEX.COM FOR LATEST PART INFORMATION**

**Part Number:** [0906351343](#)  
**Status:** **Active**  
**Overview:** [qf50](#)  
**Description:** 1.27mm (.050") Pitch QF-50™, Single Beam, Vertical MIL/DIN Version, 0.38µm (15µ") Gold (Au), 34 Circuits

**Documents:**

[3D Model](#) [Product Specification PS-99020-0015 \(PDF\)](#)  
[Drawing \(PDF\)](#) [RoHS Certificate of Compliance \(PDF\)](#)

**Agency Certification**

CSA LR19980  
 UL E29179

**General**

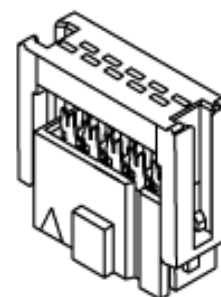
Product Family Ribbon Cable / Wire Trap Connectors  
 Series [90635](#)  
 Comments Preloaded Upper Housing  
 Component Type Housing  
 Glow-Wire Compliant No  
 Overview [qf50](#)  
 Product Name QF-50™

**Physical**

Circuits (Loaded) 34  
 Color - Resin Black  
 Durability (mating cycles max) 300  
 Entry Angle 90° Angle  
 Flammability 94V-0  
 Lock to Mating Part None  
 Material - Metal Phosphor Bronze  
 Material - Plating Mating Gold  
 Material - Plating Termination Tin  
 Material - Resin Polyester  
 Number of Rows 2  
 PCB Retention None  
 Packaging Type Tray  
 Pitch - Mating Interface (in) 0.050 In  
 Pitch - Mating Interface (mm) 1.27 mm  
 Plating min: Mating (µin) 15.2  
 Plating min: Mating (µm) 0.38  
 Plating min: Termination (µin) 39  
 Plating min: Termination (µm) 1  
 Polarized to Mating Part Yes  
 Shrouded Fully  
 Stackable No  
 Surface Mount Compatible (SMC) N/A  
 Temperature Range - Operating -25°C to +85°C  
 Termination Interface: Style IDT or Pierce  
 Wire Insulation Diameter 1.14mm (.045") max.  
 Wire Size AWG 26, 28  
 Wire/Cable Type Ribbon Cable

**Electrical**

Current - Maximum per Contact 1A  
 Voltage - Maximum 250V AC/DC



Series

image - Reference only

**EU RoHS**

**ELV and RoHS Compliant**

**REACH SVHC**

**Contains SVHC: No**

**Halogen-Free**

**Status**

**Not Halogen-Free**

**Need more information on product environmental compliance?**

Email [productcompliance@molex.com](mailto:productcompliance@molex.com)  
 For a multiple part number RoHS Certificate of Compliance, [click here](#)

Please visit the [Contact Us](#) section for any non-product compliance questions.

**China RoHS**



**Search Parts in this Series**

[90635Series](#)

**Mates With**

[90663](#)

**Use With**

[90170](#)

**Application Tooling | FAQ**

*Tooling specifications and manuals are found by selecting the products below. Crimp Height Specifications are then contained in the Application Tooling Specification document.*

**Global**

Description	Product #
Semi-Automatic Bench Press PB15 C/W Cable Sensor for 90635 Connectors	<a href="#">0691271150</a>
Changehead for Parallel	<a href="#">0690080250</a>

**Material Info**

**Reference - Drawing Numbers**

Product Specification  
Sales Drawing

PS-99020-0015  
SDA-90635

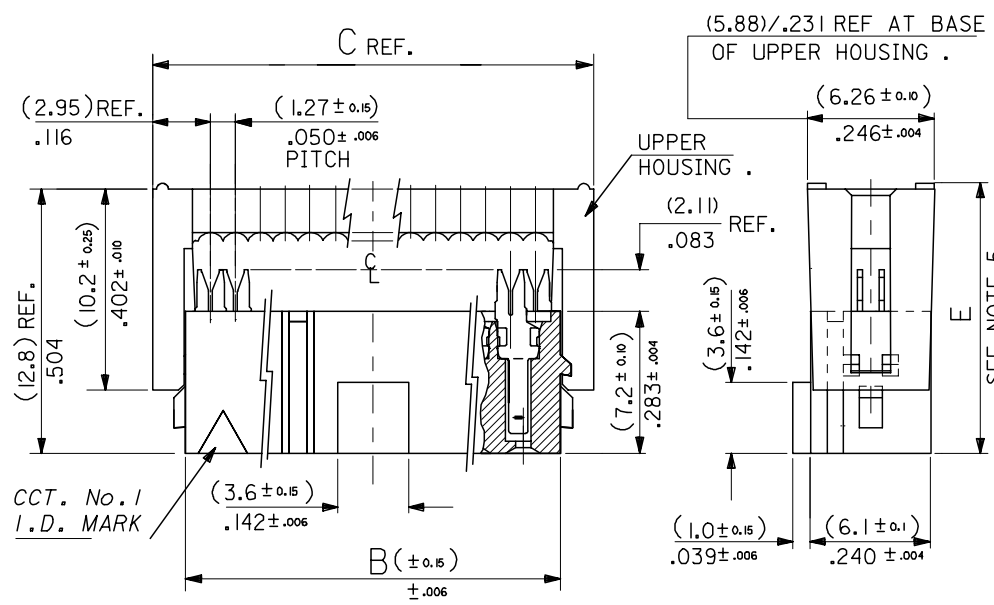
Action Handtool  
69008-0949, for  
QF-50™ and  
MX-50™ Connectors  
Arbor Press Fixture 0690200680

This document was generated on 05/31/2010

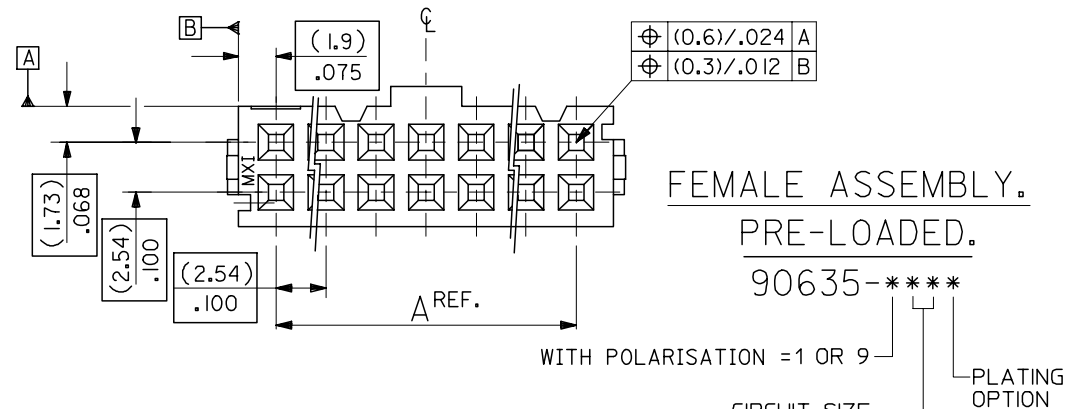
**PLEASE CHECK [WWW.MOLEX.COM](http://WWW.MOLEX.COM) FOR LATEST PART INFORMATION**



- NOTES: 1. MATERIAL:  
HOUSING: POLYESTER, G.F. (UL 94V-0), COLOUR - BLACK.  
TERMINAL: PHOSPHOR BRONZE.
2. TERMINAL PLATING:  
90635-\*\*\*1 : CONTACT AREA: GOLD FLASH (0.1um)/ 4uin MIN.  
I.D. AREA: TIN (1um)/ 39uin MIN. OVER  
NICKEL (1um)/ 39uin MIN.  
90635-\*\*\*2 : CONTACT AREA: GOLD (0.76um)/ 30uin MIN  
I.D. AREA: TIN (1um)/ 39uin MIN. OVER  
NICKEL (1um)/ 39uin MIN.  
90635-\*\*\*3 : CONTACT AREA: GOLD (0.38um)/ 15uin MIN  
I.D. AREA: TIN (1um)/ 39uin MIN. OVER  
NICKEL (1um)/ 39uin MIN.  
90635-\*\*\*4 : CONTACT AREA: GOLD (0.51um)/ 20uin MIN  
I.D. AREA: TIN (1um)/ 39uin MIN. OVER  
NICKEL (1um)/ 39uin MIN.
3. FOR USE WITH No. 26 & 28 AWG STRANDED WIRE (7 CONDUCTORS)  
AND No. 28 SOLID WIRE 1.14/(.045) DIA. MAX. INSULATION RIBBON  
CABLE WITH 1.27/(.050) CENTERS.
4. MATING STRAIN RELIEF: MOLEX No. 90170.
5. DIMENSION "E" IS TOTAL HEIGHT AFTER ASSEMBLED WITH CABLE.  
E = 10.5/(.413) REF. WITHOUT STRAIN RELIEF.  
E = (15.2)/.598 MAX. WITH STRAIN RELIEF No. 90170.  
(14.5)/.571 REF. WHEN COMPRESSED .
6. FOR PRODUCT SPECIFICATION, SEE PS 99020-0015.



64	90635-*64*	(78.74) 3.100	(82.54) 3.250	(85.88) 3.381
60	90635-*60*	(73.66) 2.900	(77.46) 3.050	(80.80) 3.181
50	90635-*50*	(60.96) 2.400	(64.76) 2.55	(68.10) 2.681
40	90635-*40*	(48.26) 1.900	(52.06) 2.050	(55.40) 2.181
	90635-9402 (CUSTOMER SPECIFIC)			
34	90635-*34*	(40.64) 1.600	(44.44) 1.750	(47.78) 1.881
30	90635-*30*	(35.56) 1.400	(39.36) 1.550	(42.70) 1.681
26	90635-*26*	(30.48) 1.200	(34.28) 1.350	(37.62) 1.481
24	90635-*24*	(27.94) 1.100	(31.74) 1.250	(35.08) 1.381
20	90635-*20*	(22.86) .900	(26.66) 1.050	(30.00) 1.181
16	90635-*16*	(17.78) .700	(21.58) .850	(24.92) .981
14	90635-*14*	(15.24) .600	(19.04) .750	(22.38) .881
10	90635-*10*	(10.16) .400	(13.96) .550	(17.30) .681
No. OF CKT.	ENG. NO.	A	B	C



REMOVED OPTION EC NO: E2007-0495 2006/12/06 DRWN:DBYRNES 2006/12/07 CHKD: 2006/12/07 APPR:EOHANY 2006/12/07	QUALITY SYMBOLS	GENERAL TOLERANCES (UNLESS SPECIFIED)	DIMENSION STYLE	SCALE	DESIGN UNITS	THIRD ANGLE PROJECTION	
	▽=0 ∇=0	mm INCH	MM/IN	4:1	METRIC		
		4 PLACES ± --- ± --- 3 PLACES ± --- ± --- 2 PLACES ± --- ± --- 1 PLACE ± --- ± --- ANGULAR ± ---°	DRAWN BY DATE POB 1990/09/25 CHECKED BY DATE JDENNEHY 2005/08/10 APPROVED BY DATE JDENNEHY 2005/08/10	TITLE	QIK FLECS SINGLE BEAM FEMALE ASSEMBLY, PRE-LOADED		
	DRAFT WHERE APPLICABLE MUST REMAIN WITHIN DIMENSIONS	SEE CHART	MATERIAL NO.	DOCUMENT NO.	MOLEX INCORPORATED		
REV	DESCRIPTION	SIZE A3		SHEET NO. 2 OF 3			