



T1/CEPT QUAD PORT SMD ISOLATION TRANSFORMERS

- ① Transmit & Receive in a QUAD SMD Package
- ② 1500Vrms Minimum Isolation Voltage
- ③ Industry Standard SMD Package
- ④ Extended Temperature Range Versions

NORMAL TEMP RANGE

ELECTRICAL SPECIFICATIONS AT 25°C - OPERATING TEMPERATURE RANGE 0°C TO +70°C

PART NUMBER	TURNS RATIO (PRI:SEC ± 3%)		PRI OCL TX&RX (mHTYP.)	PRI - SEC TX&RX L (mHMax.)	PRI - SEC Cw/w (pfMax.)	PRIMARY PINS		Schematic
	TX	RX				TX	RX	
PM-8100	1.36CT:1	1:2CT	1.2	0.8	35	1-3,6-8,11-13,16-18	4-5,9-10,14-15,19-20	C
PM-8101	1CT:1.41	1.41:1CT	1.2	0.8	35	1-3,6-8,11-13,16-,18	4-5,9-10,14-15,19-20	C
PM-8102	2CT:1	1:2CT	1.2	1.0	40	1-3,6-8,11-13,16-,18	4-5,9-10,14-15,19-20	C
PM-8103	1:2	2CT:1	1.2	1.0	35	1-2,9-10,11-12,19-20	3-5,6-8,13-15,16-18	D
PM-8104	1:1.36	1:1	1.2	0.8	35	1-2,6-7,11-12,16-17	38-37,33-32,28-27,23-22	F
PM-8105	1:2	1:1	1.2	0.8	35	1-2,6-7,11-12,16-17	38-37,33-32,28-27,23-22	F
PM-8106	1:1.15	1:1	1.2	0.8	35	1-2,6-7,11-12,16-17	38-37,33-32,28-27,23-22	F
PM-8107	1:2.40	1:1	1.2	0.5	35	1-2,8-9,11-12,18-19	38-37,35-34,28-27,25-24	F
PM-8108	1:2CT	1CT:2	1.2	0.6	35	4-5,9-10,14-15,19-20	1-3,6-8,11-13,16-18	C
PM-8109	1:2	1:2	1.2	0.6	35	1-3,6-8,11-13,16-18	4-5,9-10,14-15,19-20	E
PM-8110	1:1.15	1:1.15	1.2	0.6	35	1-3,6-8,11-13,16-18	4-5,9-10,14-15,19-20	E
PM-8111	1:.79	1:2	1.2	0.6	35	1-2,6-7,11-12,16-17	21-22,26-27,31-32,36-37	B
PM-8112	1:1.15	1:2CT	1.2	0.6	35	1-2,6-7,11-12,16-17	21-23,26-28,31-33,36-38	A
PM-8113	1CT:1.41	1CT:1.41	1.2	0.6	35	1-3,6-8,11-13,16-18	21-23,26-28,31-33,36-38	C
PM-8114	1:2CT	1:1CT	1.2	0.6	35	1-2,6-7,11-12,16-17	21-22,26-27,31-32,36-37	B
PM-8115	1:1.36CT	1:2CT	1.2	0.6	35	24-25,29-30,34-35,39-40	4-5,9-10,14-15,19-20	C
PM-8116	1:2	1:2CT	1.2	0.6	35	1-2,9-10,11-12,19-20	23-25,26-28,33-35,36-38	D
PM-8117	1:2CT	1:2CT	1.2	0.6	35	4-5,9-10,14-15,19-20	24-25,29-30,34-35,39-40	C
PM-8118	1:1.14	1:1.14CT	1.2	0.6	35	1-2,6-7,11-12,16-17	21-23,26-28,31-33,36-38	A
PM-8119	1:1.36	1:1.36CT	1.2	0.6	20	1-2,6-7,11-12,16-17	21-23,26-28,31-33,36-38	A

EXTENDED TEMP RANGE

ELECTRICAL SPECIFICATIONS AT 25°C - OPERATING TEMPERATURE RANGE -40°C TO +85°C

PART NUMBER	TURNS RATIO (PRI:SEC ± 3%)		PRI OCL TX&RX (mHTYP.)	PRI - SEC TX&RX L (mHMax.)	PRI - SEC Cw/w (pfMax.)	PRIMARY PINS		Schematic
	TX	RX				TX	RX	
PM-8200	1.36CT:1	1:2CT	1.5	1.0	35	1-3,6-8,11-13,16-18	4-5,9-10,14-15,19-20	C
PM-8201	1CT:1.41	1.41:1CT	1.5	1.0	35	1-3,6-8,11-13,16-,18	4-5,9-10,14-15,19-20	C
PM-8202	2CT:1	1:2CT	1.5	1.2	40	1-3,6-8,11-13,16-,18	4-5,9-10,14-15,19-20	C
PM-8203	1:2	2CT:1	1.5	1.2	35	1-2,9-10,11-12,19-20	3-5,6-8,13-15,16-18	D
PM-8204	1:1.36	1:1	1.5	1.0	35	1-2,6-7,11-12,16-17	38-37,33-32,28-27,23-22	F
PM-8205	1:2	1:1	1.5	1.0	35	1-2,6-7,11-12,16-17	38-37,33-32,28-27,23-22	F
PM-8206	1:1.15	1:1	1.5	1.0	35	1-2,6-7,11-12,16-17	38-37,33-32,28-27,23-22	F
PM-8207	1:2.40	1:1	1.5	1.0	35	1-2,8-9,11-12,18-19	38-37,35-34,28-27,25-24	F
PM-8208	1:2CT	1CT:2	1.5	0.8	35	4-5,9-10,14-15,19-20	1-3,6-8,11-13,16-18	C
PM-8209	1:2	1:2	1.5	0.8	35	1-3,6-8,11-13,16-18	4-5,9-10,14-15,19-20	E
PM-8210	1:1.15	1:1.15	1.5	0.8	35	1-3,6-8,11-13,16-18	4-5,9-10,14-15,19-20	E

Specifications subject to change without notice.

pm-81_82 07/00

T1/CEPT QUAD PORT SMD ISOLATION TRANSFORMERS

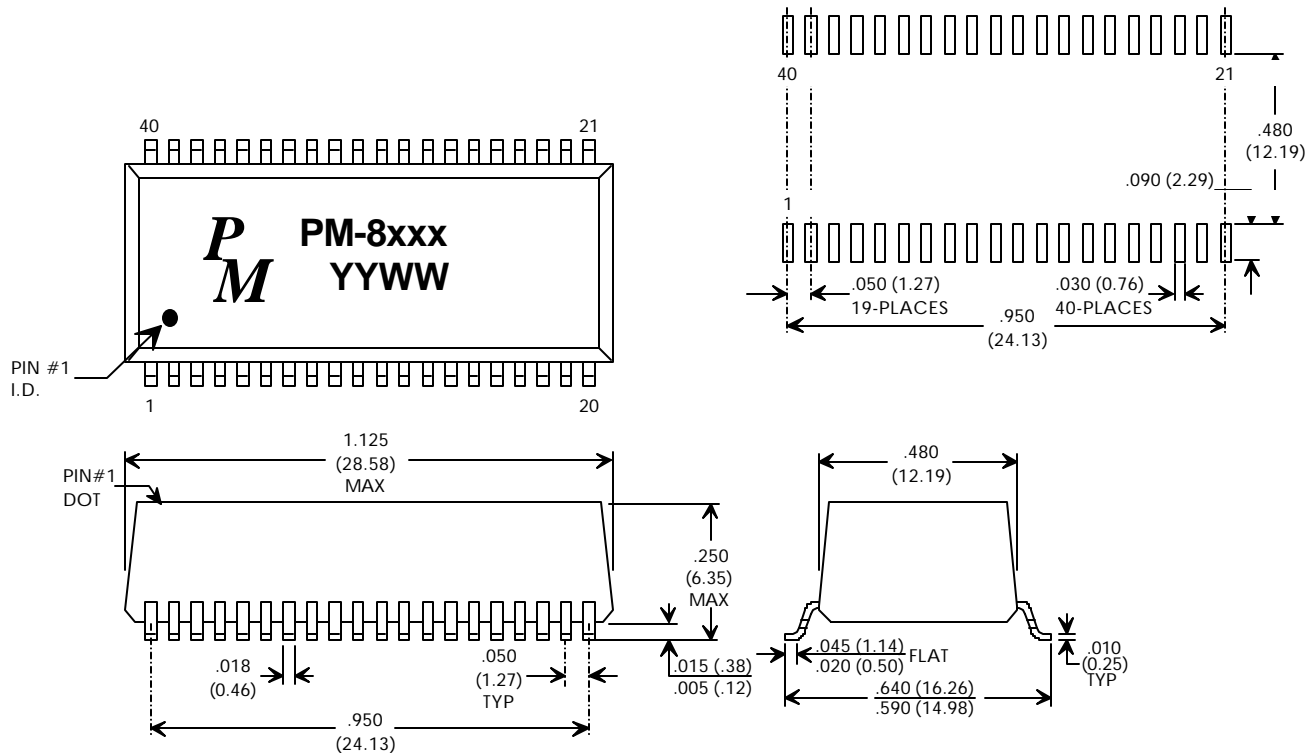
EXTENDED TEMP RANGE

ELECTRICAL SPECIFICATIONS AT 25°C - OPERATING TEMPERATURE RANGE -40°C TO +85°C

PART NUMBER	TURNS RATIO (PRI:SEC ±3%)		PRI OCL TX&RX (mHTYP.)	PRI - SEC TX&RX L (mHMax.)	PRI - SEC Cw/w (pfMax.)	PRIMARY PINS		Schematic
	TX	RX				TX	RX	
PM-8211	1:1.79	1:2	1.5	0.8	35	1-2,6-7,11-12,16-17	21-22,26-27,31-32,36-37	B
PM-8212	1:1.15	1:2CT	1.5	0.8	35	1-2,6-7,11-12,16-17	21-23,26-28,31-33,36-38	A
PM-8213	1CT:1.41	1CT:1.41	1.5	0.8	35	1-3,6-8,11-13,16-18	21-23,26-28,31-33,36-38	C
PM-8214	1:2CT	1:1CT	1.5	0.8	35	1-2,6-7,11-12,16-17	21-22,26-27,31-32,36-37	B
PM-8215	1:1.36CT	1:2CT	1.5	0.8	35	24-25,29-30,34-35,39-40	4-5,9-10,14-15,19-20	C
PM-8216	1:2	1:2CT	1.5	0.8	35	1-2,9-10,11-12,19-20	23-25,26-28,33-35,36-38	D
PM-8217	1:2CT	1:2CT	1.5	0.8	35	4-5,9-10,14-15,19-20	24-25,29-30,34-35,39-40	C
PM-8218	1:1.14	1:1.14CT	1.5	0.8	35	1-2,6-7,11-12,16-17	21-23,26-28,31-33,36-38	A
PM-8219	1:1.36	1:1.36CT	1.5	0.8	20	1-2,6-7,11-12,16-17	21-23,26-28,31-33,36-38	A
PM-8220	1CT:1.0	1CT:1.0	1.2	0.8	35	1-3,6-8,11-13,16-,18	38-36,33-31,28-26,23-21	C

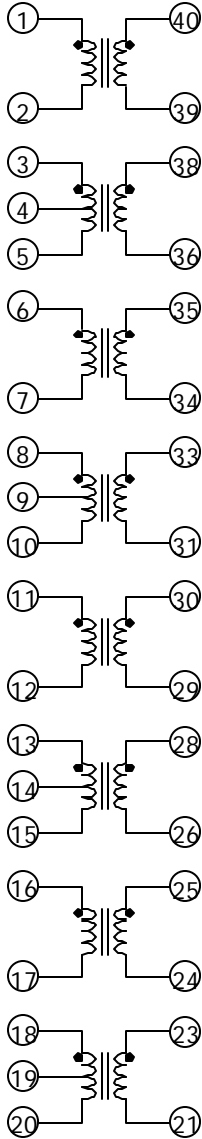
PM-8xxx MECHANICAL

PM-8xxx PCB LAYOUT

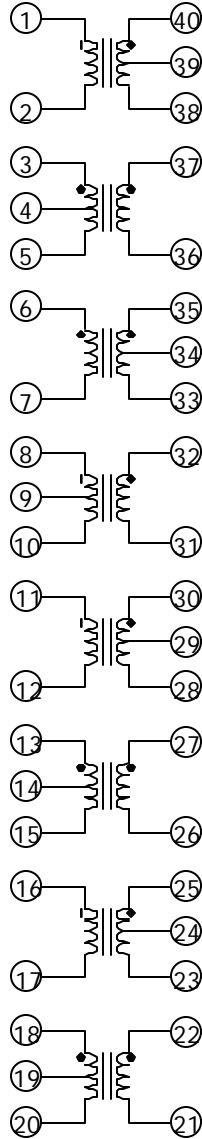


DIMENSIONS IN INCH (mm)

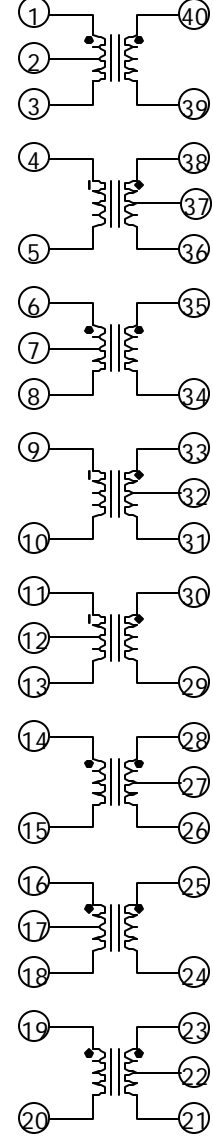
A



B

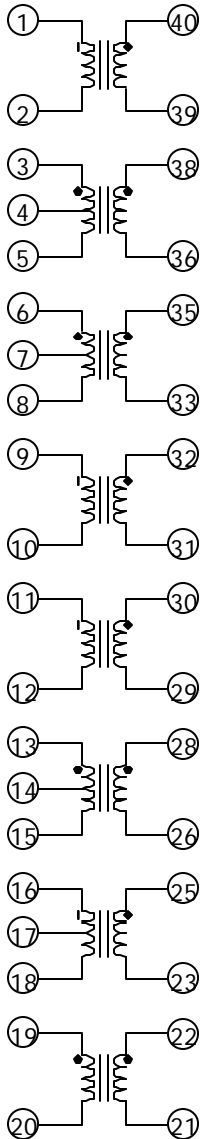


C

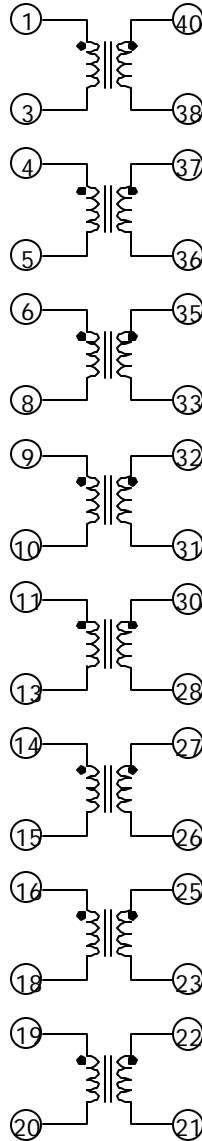


PM-8XXX SCHEMATICS

D



E



F

