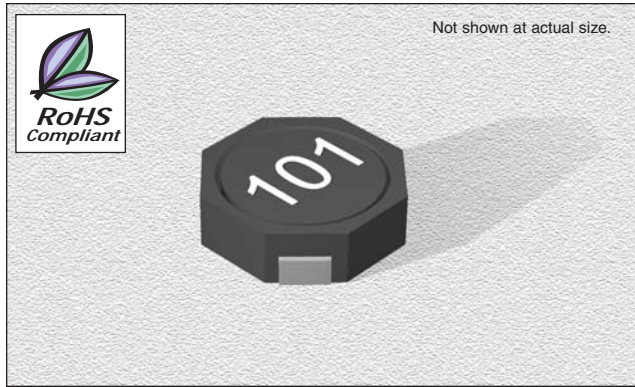


# CT914BYF Series

From 1.2  $\mu\text{H}$  to 100  $\mu\text{H}$



## CHARACTERISTICS

**Description:** SMD (shielded) power inductor

**Applications:** Power supplies for VTR, OA equipment, LCD televisions, PC notebooks, portable communication equipment, DC/DC converters, etc.

**Operating Temperature:**  $-40^{\circ}\text{C}$  to  $+85^{\circ}\text{C}$

**Inductance Tolerance:**  $\pm 20\%$

**Testing:** Tested on a HP4285A at 100 KHz

**Packaging:** Tape & Reel

**Marking:** Parts are marked with inductance code

**Miscellaneous:** RoHS Compliant

**Additional Information:** Additional electrical & physical information available upon request

**Samples available. See website for ordering information.**

## SPECIFICATIONS

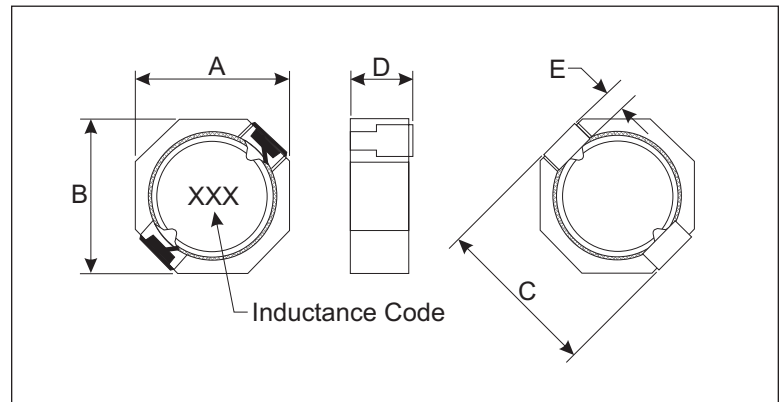
Parts are available in  $\pm 20\%$  tolerance only.

\*The IDC is that which causes a 30% inductance reduction from the initial value.

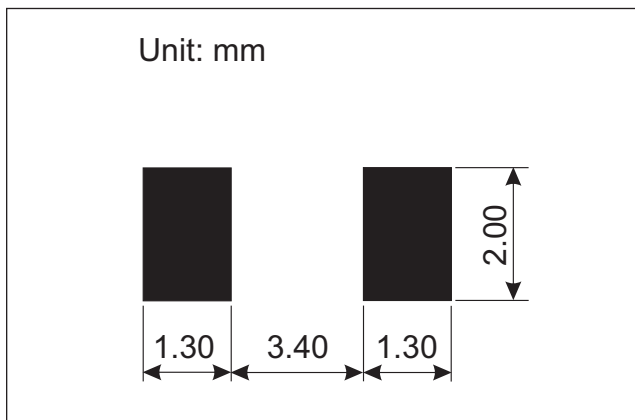
| Part Number   | Inductance ( $\mu\text{H} \pm 20\%$ ) | L Test Freq. (kHz) | DCR Typ. ( $\Omega$ ) | IDC* (A) |
|---------------|---------------------------------------|--------------------|-----------------------|----------|
| CT914BYF-1R2M | 1.2                                   | 100                | 0.044                 | 2.15     |
| CT914BYF-2R2M | 2.2                                   | 100                | 0.059                 | 1.63     |
| CT914BYF-3R5M | 3.5                                   | 100                | 0.073                 | 1.34     |
| CT914BYF-4R7M | 4.7                                   | 100                | 0.087                 | 1.14     |
| CT914BYF-6R8M | 6.8                                   | 100                | 0.105                 | 0.95     |
| CT914BYF-100M | 10                                    | 100                | 0.150                 | 0.76     |
| CT914BYF-150M | 15                                    | 100                | 0.210                 | 0.63     |
| CT914BYF-220M | 22                                    | 100                | 0.275                 | 0.56     |
| CT914BYF-270M | 27                                    | 100                | 0.357                 | 0.50     |
| CT914BYF-330M | 33                                    | 100                | 0.455                 | 0.44     |
| CT914BYF-470M | 47                                    | 100                | 0.730                 | 0.36     |
| CT914BYF-680M | 68                                    | 100                | 0.935                 | 0.30     |
| CT914BYF-101M | 100                                   | 100                | 1.500                 | 0.23     |

## PHYSICAL DIMENSIONS

| Size   | A<br>Max. | B<br>Max. | C<br>Max. | D<br>Max. | E<br>Ref. |
|--------|-----------|-----------|-----------|-----------|-----------|
| mm     | 5.2       | 5.2       | 5.6       | 2.0       | 0.6       |
| inches | 0.205     | 0.205     | 0.220     | 0.079     | 0.024     |



## PAD LAYOUT



09.11.06