



Data Sheet



Product Category: RF SAW Filter

Part Number	Package	Application	Last Modified
802-RF481.2M-A	3.0 x 3.0 SMD	CDMA450(F-Band)	Mar. 2, 2007

TYPE :
CDMA450, RF-Tx SAW Filter



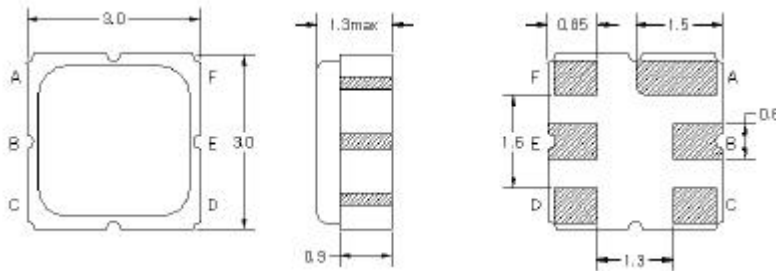
PART NUMBER :
802-RF481.2M-A

OPERATING CONDITIONS / ELECTRICAL CHARACTERISTICS

PARAMETERS	Condition	Minimum	Typical	Maximum	Units
Center Frequency (Fo)	-	-	481.2	-	MHz
Maximum Insertion Loss	479.0~ 483.5 MHz	-	2.0	3.2	dB
Stop Band Attenuation:	0.3~ 467.0 MHz	25	28	-	dB
	489.0~ 493.5 MHz	30	50	-	
	493.5~ 1700.0MHz	23	27	-	
	1700.0~ 2000.0 MHz	15	22	-	
Source Impedance (single ended)*	-	-	50	-	ohm
Load Impedance (single ended)*	-	-	50	-	ohm
VSWR	479.0~ 483.5 MHz	-	1.3	2.0	-
Maximum Input Power	-	-	-	30	dBm
Operating Temperature	-	-30	-	+80	°C

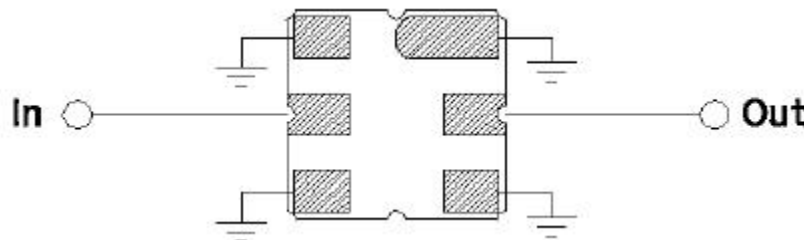
* No Matching Network

PACKAGE OUTLINE (mm)



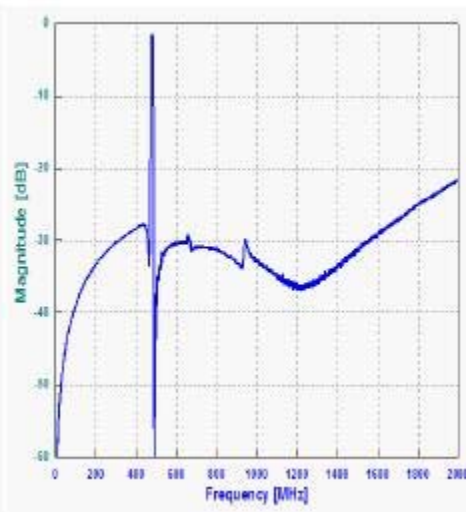
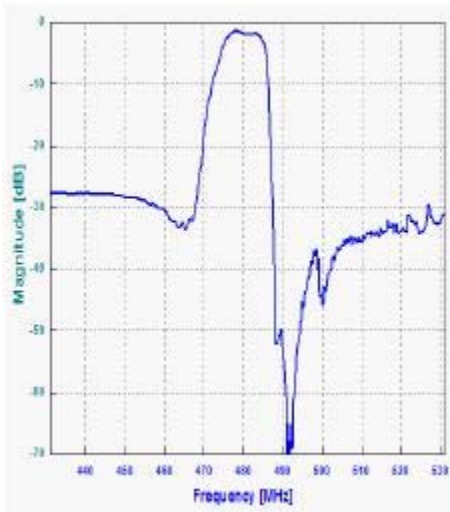
PIN LAYOUT	
A	Ground
B	Out
C	Ground
D	Ground
E	In
F	Ground

TEST FIXTURE

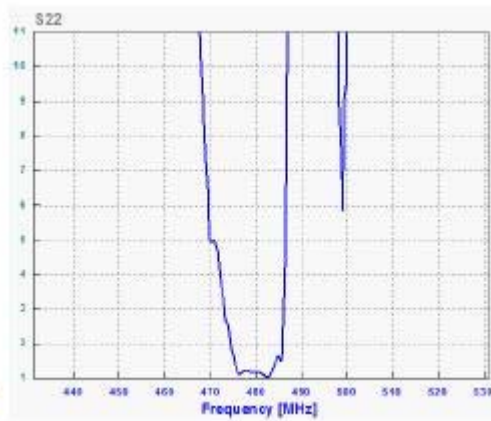
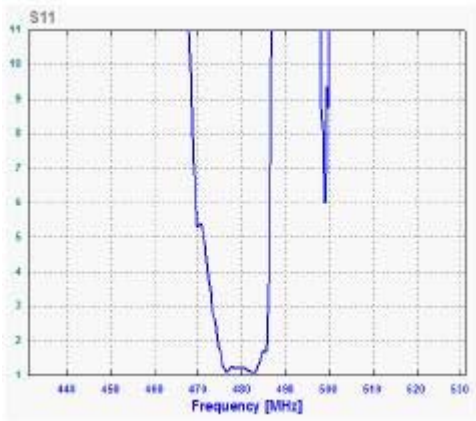


Source/ Load Impedance = 50 ohms

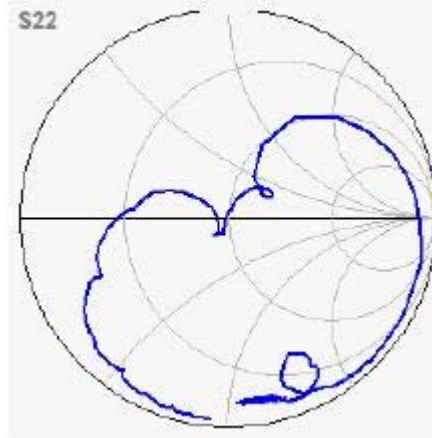
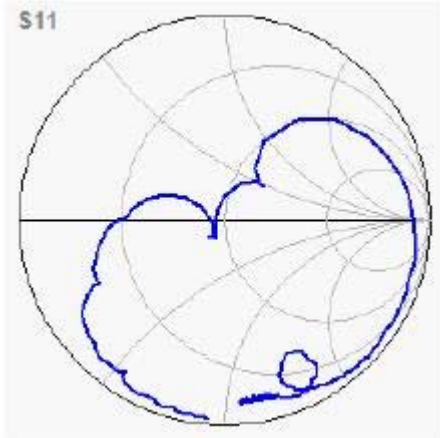
FREQUENCY RESPONSE



VSWR



SMITH CHART



Oscilent Corporation - CALL **949.252.0522**

Part No.: 802-RF481.2M-A

18195 East McDermott Street , Building D , Irvine , CA 92614 , USA
 Fax: 949.252.0599 , E-Mail: Sales@Oscilent.com