

PLEASE CHECK WWW.MOLEX.COM FOR LATEST PART INFORMATION

Part Number: [0015474226](#)
Status: **Active**
Overview: [cgrid_sl_products](#)
Description: 2.54mm (.100") C-Grid SL™ Single Row, Female, Version D Receptacle, 22 Circuits

Documents:

[3D Model](#) [Product Specification PS-70430 \(PDF\)](#)
[Drawing \(PDF\)](#) [RoHS Certificate of Compliance \(PDF\)](#)

Agency Certification

CSA LR19880
 UL E29179

General

Product Family FFC/FPC Connectors
 Series [70430](#)
 Comments Stackable Back-to-Back
 Overview [cgrid_sl_products](#)
 Product Name SL™

Physical

Circuits (Loaded) 22
 Color - Resin Black
 Contact Position N/A
 Durability (mating cycles max) 50
 Entry Angle Vertical
 Flammability 94V-0
 Material - Metal Phosphor Bronze
 Material - Plating Mating Gold
 Material - Plating Termination Tin
 Material - Resin Polyester Alloy
 Number of Rows 1
 Orientation Vertical
 PCB Retention None
 Packaging Type Tube
 Pitch - Mating Interface (in) 0.100 In
 Pitch - Mating Interface (mm) 2.54 mm
 Plating min: Mating (µin) 30
 Plating min: Mating (µm) 0.75
 Plating min: Termination (µin) 75
 Plating min: Termination (µm) 1.875
 Polarized to PCB No
 Stackable Yes
 Temperature Range - Operating -40°C to +105°C
 Termination Interface: Style IDT or Pierce
 Wire/Cable Type FFC/FPC

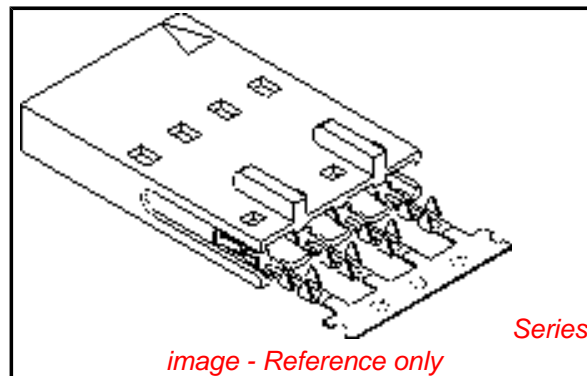
Electrical

Current - Maximum per Contact 1A, 2A
 Voltage - Maximum 250V

Material Info

Reference - Drawing Numbers

Product Specification PS-70430
 Sales Drawing SDA-70430-0421-0444



EU RoHS
ELV and RoHS
Compliant
REACH SVHC
Not Reviewed
Halogen-Free
Status
Not Reviewed

China RoHS



Need more information on product environmental compliance?

Email productcompliance@molex.com
 For a multiple part number RoHS Certificate of Compliance, [click here](#)

Please visit the [Contact Us](#) section for any non-product compliance questions.

Search Parts in this Series

[70430Series](#)

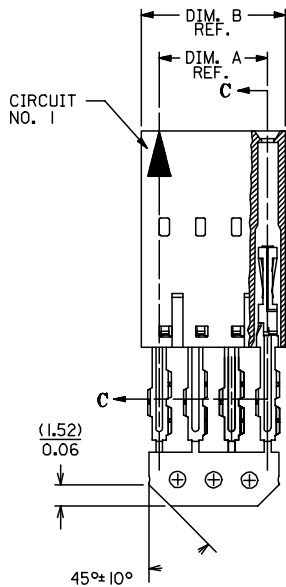
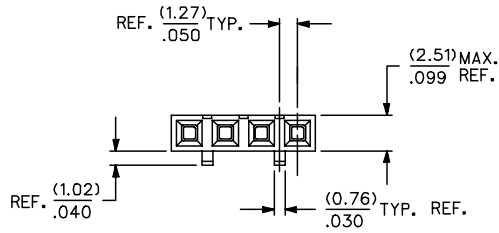
Mates With

[70004](#) Interim Clip, [70013](#) Interim Clip

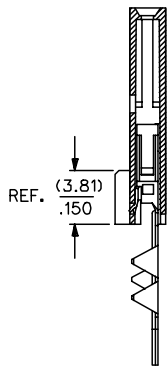
This document was generated on 05/18/2010

PLEASE CHECK WWW.MOLEX.COM FOR LATEST PART INFORMATION

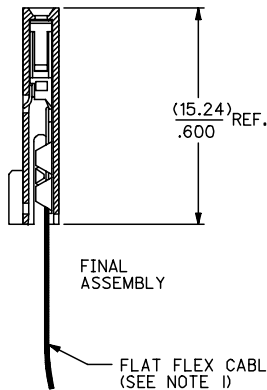
"D" - OPTION



SECTION C-C



PRE-LOAD ASSEMBLY



FINAL ASSEMBLY

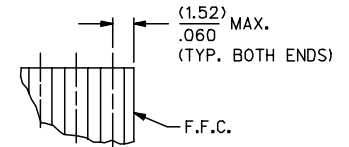
NOTES:

- 1) PRE LOADED ASSEMBLY TO BE USED WITH (0.30)/.012 MAX. THICK FLAT FLEX CABLE WITH (1.57)/.062 WIDE COPPER CONDUCTORS ON (2.54)/.100 CENTERS OR, (0.13)/.005 - (0.28)/.011 THICK MYLAR WITH (1.02)/.040 - (1.65)/.065 WIDE SILVER INK CONDUCTORS ON (2.54)/.100 CENTERS.
- 2) STANDARD PACKING PER PK70873-0001 SHALL BE USED.
- 3) SEE CHART FOR CIRCUIT SIZES, 'A' AND 'B' DIMENSIONS.
- 4) TWO (2) CIRCUIT ASSEMBLIES SUPPLIED AS GROUPED PAIRS.
- 5) PARTS STACKABLE SIDE TO SIDE ON (2.54)/.100 CENTERS.
- 6) PART MATES WITH (0.64)/.025 SQ. PINS, (8.13)/.320 TO (5.08)/.200 LONG ON (2.54)/.100 CENTERS.
- 7) SEE DETAIL 1 FOR MAXIMUM END DIMENSION OF F.F. CABLE. (RECOMMENDED WHEN USED WITH INTERIM CLIPS)
- 8) PARTS CONFORM TO CLASS B OF COSMETIC SPECIFICATION PS-45499-002.

HOUSING MATERIAL: GLASS FILLED POLYESTER, UL 94V-0.
 TERMINAL MATERIAL: PHOSPHOR BRONZE.
 PLATING: 30 GOLD - .000030 MINIMUM
 .000075 MINIMUM
 .000050 MINIMUM

GOLD PLATE IN SELECT AREA,
 TIN PLATE IN SELECT AREA,
 NICKEL PLATE OVERALL.

CONTACT PLATING	COLOR CODE
TIN	NONE
15 GOLD	YELLOW
30 GOLD	RED



DETAIL - 1
(SEE NOTE 7)

CKT. SIZE	EDP. NO.	ENG. NO.	A	B
2	015-47-4026	70430-0421	(2.54) .100	(5.05) .199
3	015-47-4036	70430-0422	(5.08) .200	(7.59) .299
4	015-47-4046	70430-0423	(7.62) .300	(10.13) .399
5	015-47-4056	70430-0424	(10.16) .400	(12.67) .499
6	015-47-4066	70430-0425	(12.70) .500	(15.21) .599
7	015-47-4076	70430-0426	(15.24) .600	(17.75) .699
8	015-47-4086	70430-0427	(17.78) .700	(20.29) .799
9	015-47-4096	70430-0428	(20.32) .800	(22.83) .899
10	015-47-4106	70430-0429	(22.86) .900	(25.37) .999
11	015-47-4116	70430-0430	(25.40) 1.000	(27.91) 1.099
12	015-47-4126	70430-0431	(27.94) 1.100	(30.45) 1.199
13	015-47-4136	70430-0432	(30.48) 1.200	(32.99) 1.299
14	015-47-4146	70430-0433	(33.02) 1.300	(35.53) 1.399
15	015-47-4156	70430-0434	(35.56) 1.400	(38.07) 1.499
16	015-47-4166	70430-0435	(38.10) 1.500	(40.61) 1.599
17	015-47-4176	70430-0436	(40.64) 1.600	(43.15) 1.699
18	015-47-4186	70430-0437	(43.18) 1.700	(45.69) 1.799
19	015-47-4196	70430-0438	(45.72) 1.800	(48.23) 1.899
20	015-47-4206	70430-0439	(48.26) 1.900	(50.77) 1.999
21	015-47-4216	70430-0440	(50.80) 2.000	(53.31) 2.099
22	015-47-4226	70430-0441	(53.34) 2.100	(55.85) 2.199
23	015-47-4236	70430-0442	(55.88) 2.200	(58.39) 2.299
24	015-47-4246	70430-0443	(58.42) 2.300	(60.93) 2.399
25	015-47-4256	70430-0444	(60.96) 2.400	(63.47) 2.499

ADD TOLERANCE FC NO. UCP2007-2849 DRAWN: JORGAN 2007/05/18 CHKD: MS BARRA 2007/05/21 APPR: SMILLER 2007/05/21	QUALITY SYMBOLS ▽=0 ▽=0	GENERAL TOLERANCES (UNLESS SPECIFIED)		DIMENSION STYLE MM/IN		SCALE 4:1	DESIGN UNITS INCH	THIRD ANGLE PROJECTION	
		4 PLACES ± --- ± --- 3 PLACES ± --- ± .010 2 PLACES ± 0.25 ± .015 1 PLACE ± 0.38 ± --- ANGULAR ±1/2°	DRAWN BY RAS DATE 1986/07/21 CHECKED BY MJM DATE 1986/07/21 APPROVED BY WAZ DATE 1986/07/21	TITLE ASSEMBLY, CONNECTOR FFC FEMALE SINGLE ROW (2.54)/.100 GRID		MATERIAL NO. SEE TABLE		DOCUMENT NO. SDA-70430-0421-0444	