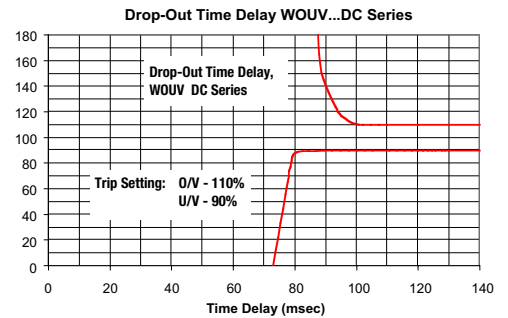
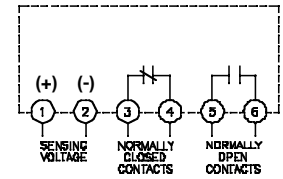
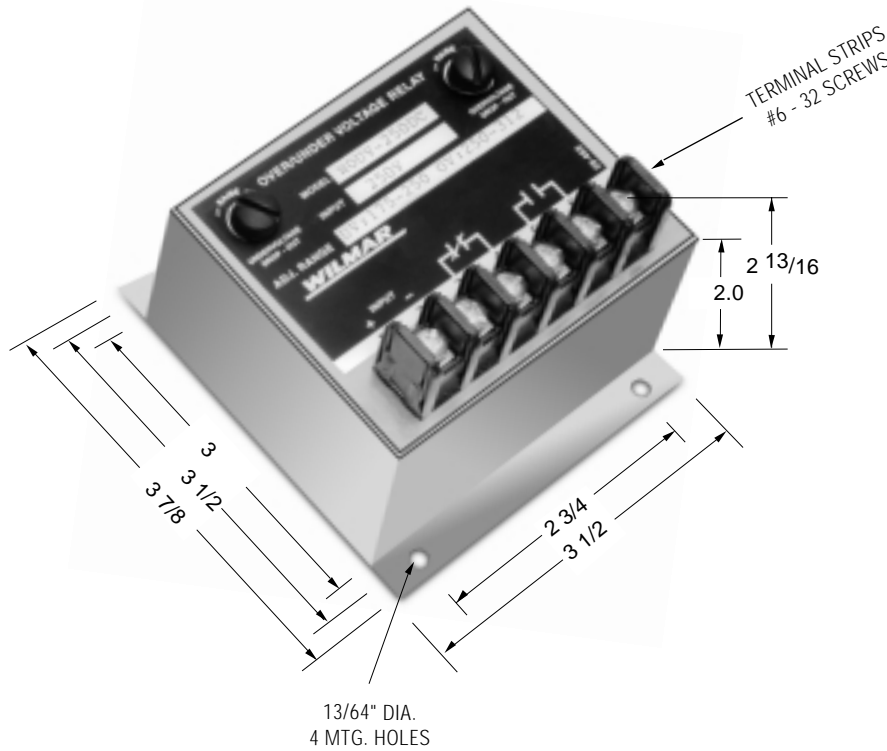


**WILMAR™ Protective Relays – WOUV DC Series, Over/Undervoltage**

**Function:**

- ANSI/IEEE C37.90-1978

The relay will energize at normal voltage conditions. The normally open contacts will close, and the normally closed contacts will open. The relay will de-energize during over or undervoltage conditions. Reset is automatic when the voltage returns to normal.



**Note:** Dimensions in inches. Multiply values by 25.4 for dimensions in mm.

**PRODUCT SPECIFICATIONS**

Part Number	WOUV
Nominal Voltage (±10%) .....	12 VDC to 560 VDC
Drop-out Point (u/v models) .....	70-100% of nominal voltage, screwdriver adjustable
Pick-Up Point (o/v models) .....	100-125% of nominal voltage, screwdriver adjustable
Output Contacts .....	One set N.O., One set N.C.
Contact Ratings .....	5 amp resistive at 120 VAC or 28 VDC
Operating Temperature Range .....	-40°C to +75°C
Temperature Effects .....	Less than 1% voltage drift over the temperature range.
Power Consumption .....	12 to 60 VDC models: 1 W max. 120 to 305 VDC models: 2 W max. 405 to 470 VDC models: 3 W max. 560 VDC Model: 4 W max.
Time Delay .....	A short duration delay is provided to prevent nuisance tripping due to momentary dips or surges in voltage. The drop-out delay, following a voltage fault is 75 to 100 milliseconds

**Notes:**

1. Remove black screws for access to the O/V and U/V trip adjustment.
2. Clockwise rotation of the adjustment potentiometer will raise the voltage trip point.
3. The adjustments are by means of a single turn potentiometer. Use a small screwdriver and do not force beyond the limit stops.

**PART NUMBER SELECTION**

Sample Part No. **WOUV-12DC-A**

Type: \_\_\_\_\_  
WOUV - Over/Undervoltage  
Line Voltage VDC \_\_\_\_\_  
12DC            125DC  
18DC            240DC  
24DC            250DC  
28DC            305DC  
32DC            405DC  
48DC            430DC  
60DC            470DC  
120DC           560DC

**Options:**

- Blank - Standard
- A = 2 Form A Contacts
- B = 2 Form B Contacts
- H = 125 VDC Contacts
- P = Transient Protection

**Transient Protection** - All voltage relays will withstand momentary voltage surges of twice the nominal rated input voltage (standard).

**Option "P"** provides additional transient protection which complies with the requirements of ANSI/IEEE C37.90-1978

Consult factory for additional models.