

# Customer Information Sheet

DRAWING No.- D26XX-XX

SHEET 2 OF 2

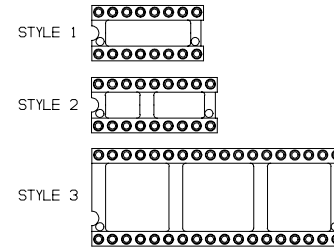
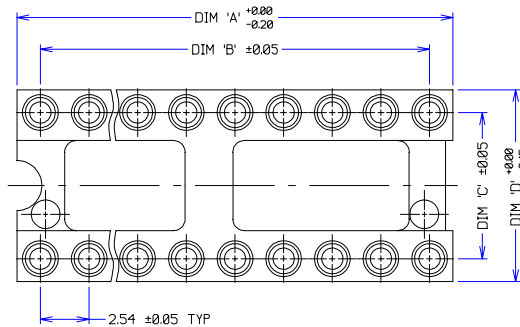
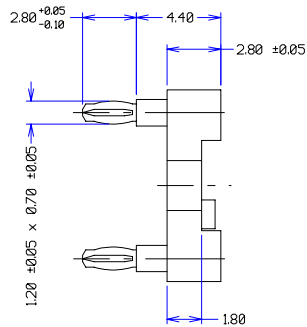
IF IN DOUBT - ASK

©

NOT TO SCALE

THIRD ANGLE PROJECTION

ALL DIMENSIONS IN mm



ORDER CODE:

D26XX-XX

No. OF WAYS (SEE TABLE)

FINISH:

01 - TIN/LEAD SHELL, GOLD CLIP

T6 - TIN/LEAD SHELL, TIN/LEAD CLIP

HARWIN PART No.	No. OF WAYS	STYLE	DIM 'A'	DIM 'B'	DIM 'C'	DIM 'D'
D2606-XX	6	1	7.6	5.08	7.62	10.02
D2608-XX	8	1	10.1	7.62	7.62	10.02
D2614-XX	14	1	17.17	15.24	7.62	10.02
D2616-XX	16	1	20.3	17.78	7.62	10.02
D2618-XX	18	2	22.8	20.32	7.62	10.02
D2620-XX	20	2	25.3	22.86	7.62	10.02
D2622-XX	22	2	27.8	25.40	10.16	12.56
D2624-XX	24	2	30.4	27.94	15.24	17.64
D2628-XX	28	2	35.5	33.02	15.24	17.64
D2632-XX	32	2	40.6	38.18	15.24	17.64
D2640-XX	40	3	50.6	48.26	15.24	17.64

NOTES:

- RECOMMENDED HOLE SIZE =  $\varnothing 1.09-0.94$ mm.
- RECOMMENDED BOARD THICKNESS = 1.5 TO 2.0mm.

SPECIFICATIONS:

MATERIAL:

- MOULDING = GLASS-FILLED POLYESTER UL94V-0
- CONTACT SHELL = BRASS
- CONTACT CLIP = BERYLLIUM COPPER

FINISH:

- 01 - SHELL = 5 $\mu$  90/10 TIN/LEAD OVER 2-3 $\mu$  NICKEL  
CLIP = 0.25 $\mu$  GOLD OVER 2-3 $\mu$  NICKEL
- T6 - SHELL = 5 $\mu$  90/10 TIN/LEAD OVER 2-3 $\mu$  NICKEL  
CLIP = 5 $\mu$  90/10 TIN/LEAD OVER 2-3 $\mu$  NICKEL

ELECTRICAL:

- CURRENT RATING = 1 AMP
- VOLTAGE RATING = 100V AC, 150V DC
- CONTACT RESISTANCE = 10 MILLIOHMS MAX
- INSULATION RESISTANCE = 10,000 MEGOHMS MIN
- DIELECTRIC WITHSTANDING = 1000V AC MIN

MECHANICAL:

- INSERTION FORCE = 3.0N MAX ( $\varnothing 0.46$ mm GAUGE)
- WITHDRAWAL FORCE = 0.3N MIN ( $\varnothing 0.46$ mm GAUGE)
- SOLDERABILITY = 260°C FOR 5 SECONDS
- DURABILITY = 100 CYCLES

ENVIRONMENTAL:

- TEMPERATURE RANGE = -55°C TO +125°C

PACKING:

TUBE

FOR COMPLETE SPECIFICATION, SEE COMPONENT SPECIFICATION C004XX (LATEST ISSUE).

2	03.12.97	4185
1	27.08.97	----
ISS.	DATE	C/N
APPROVED:		
CHECKED:		
DRAWN D. BECK		
CUSTOMER REF.		
ASSEMBLY DRG:		

**HARWIN**

HARWIN INC  
U.S.A.  
TEL: (612) 285 0055  
FAX: (612) 285 0056

HARWIN PLC  
UK  
TEL: 01705 370451  
FAX: 01705 314590

HARWIN PTE  
SINGAPORE  
TEL: 65 7794999  
FAX: 65 7733668

TOLERANCES

- X =  $\pm 1$ mm
- XX =  $\pm 0.25$ mm
- XXX =  $\pm 0.10$ mm
- XXXX =  $\pm 0.01$ mm
- ANGLES =  $\pm 1^\circ$
- UNLESS STATED

MATERIAL:

SEE ABOVE

FINISH: SEE ABOVE

S/AREA: mm<sup>2</sup>

TITLE:

DIL IC SOCKET  
OPEN FRAME, PRESS-FIT

DRAWING NUMBER

D26XX-XX

SHT  
2  
OF  
2