


THIS DOCUMENT CONTAINS DATA PROPRIETARY TO PROJECTS UNLIMITED, INC. ANY USE OR REPRODUCTION, IN ANY FORM, WITHOUT PRIOR WRITTEN PERMISSION OF PROJECTS UNLIMITED, INC. IS PROHIBITED.
 ©2005, Projects Unlimited Inc.

SPECIFICATIONS

PARAMETERS	VALUES	UNITS
RATED VOLTAGE	24	Vdc
OPERATING VOLTAGE RANGE	18 ~ 28	Vdc
TONE OUTPUT	SEE 32 TONE CHART	-
CURRENT CONSUMPTION (NOMINAL)	SEE 32 TONE CHART	mA
INGRESS PROTECTION	IP54	-
LENS COLOR	CLEAR	-
FLASH RATE	1	PER/SECOND
CASE MATERIAL/COLOR	ABS/WHITE	-
TERMINAL	SCREW	-
OPERATING TEMPERATURE	-10 ~ +55	°C
WEIGHT	300	grams

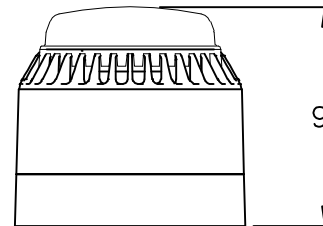
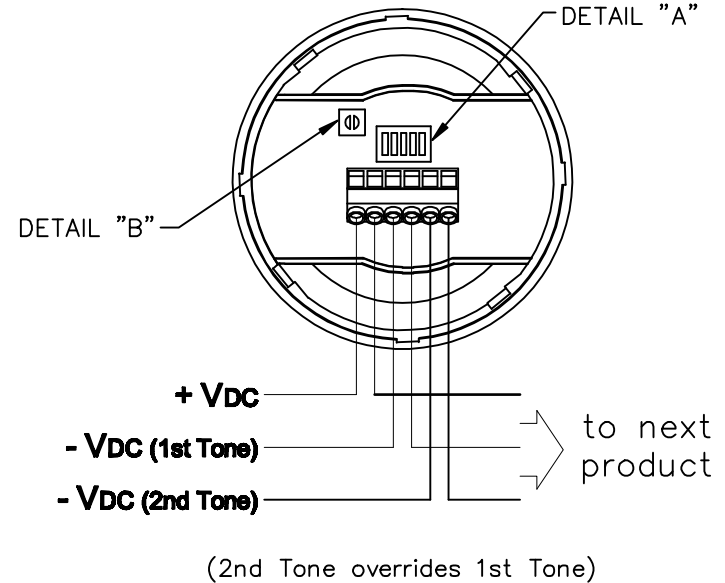
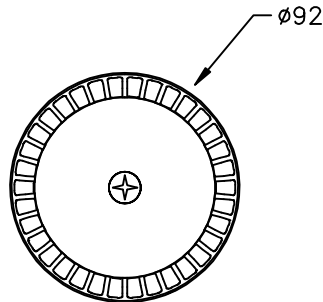
REVISIONS			
LTR	DESCRIPTION	DATE	APPROVED
-	RELEASED FROM ENGINEERING	12/16/05	
A	ADDED RoHS & BASE NOTES	5/21/07	R.W.
B	REVISED DETAIL "A" DIL SWITCH	3/12/09	B.R.



OPTIONAL BASES
 DEEP BASE: AWA-DBW
 U BASE: AWA-UBW
 120Vac BASE: AWA-DBW-120

NOTES:

- ALL DIMENSIONS ARE IN MILLIMETERS.
- SPECIFICATION SUBJECT TO CHANGE OR WITHDRAWAL WITHOUT NOTICE.
- THIS PART IS RoHS 2002/95/EC COMPLIANT.
- IP65 WITH USE OF AWA-DBW, AWA-DBW-120, OR AWA-UBW BASE.



FILE NAME
 AVW-15SBW-CL-24.DWG

UNLESS OTHERWISE SPECIFIED: DIMENSIONS ARE IN MILLIMETERS, TOLERANCES ARE ±0.5 AND ANGLES ARE ±3°.		projects® unlimited Dayton, Ohio									
<table border="1"> <thead> <tr> <th>APPROVALS</th> <th>DATE</th> </tr> </thead> <tbody> <tr> <td>DRAWN <i>J.A.F.</i></td> <td>12/05</td> </tr> <tr> <td>CHECKED <i>E.P.</i></td> <td>12/05</td> </tr> <tr> <td>APPROVED <i>B.R.</i></td> <td>12/05</td> </tr> </tbody> </table>		APPROVALS	DATE	DRAWN <i>J.A.F.</i>	12/05	CHECKED <i>E.P.</i>	12/05	APPROVED <i>B.R.</i>	12/05	SIREN/STROBE	
APPROVALS	DATE										
DRAWN <i>J.A.F.</i>	12/05										
CHECKED <i>E.P.</i>	12/05										
APPROVED <i>B.R.</i>	12/05										
<table border="1"> <tr> <td>SIZE</td> <td>A</td> </tr> </table>	SIZE	A	DRAWING NO. AVW-15SBW-CL-24		SHEET 1 OF 1						
SIZE	A										
DO NOT SCALE DRAWING		SCALE: N.T.S.									