

Features

- High resistance to heat and humidity
- Resistance to mechanical shock and pressure
- Accurate dimensions for automatic surface mounting
- Wide impedance range

Applications

- Power supply lines
- IC power lines
- Signal lines

MH Series High Current Chip Ferrite Beads

Electrical Specifications

Model Number	Impedance (Ω) at 100 MHz	RDC (mΩ) Max.	IDC (A) Max.
MH4532-700Y	70 ±25 %	30	6.0
MH4532-800Y	80 ±25 %	10	6.0
MH4532-121Y	120 ±25 %	50	3.0
MH4532-131Y	130 ±25 %	40	3.0
MH4532-151Y	150 ±25 %	20	5.0
MH4532-681Y	680 ±25 %	30	4.0
MH4532-132Y	1300 ±25 %	60	3.0
MH4516-600Y	60 ±25 %	10	6.0
MH4516-750Y	75 ±25 %	25	3.0
MH4516-800Y	80 ±25 %	50	3.0
MH4516-102Y	1000 ±25 %	150	1.5
MH3261-190Y	19 ±25 %	40	3.0
MH3261-260Y	26 ±25 %	40	3.0
MH3261-310Y	31 ±25%	40	3.0
MH3261-500Y	50 ±25 %	25	3.0
MH3261-800Y	80 ±25 %	30	3.0
MH3261-121Y	120 ±25 %	100	2.0
MH3261-151Y	150 ±25 %	100	2.0
MH3261-301Y	300 ±25 %	200	1.0
MH3261-471Y	470 ±25 %	200	1.0
MH3261-501Y	500 ±25 %	40	3.0
MH3261-601Y	600 ±25 %	100	2.0
MH3225-300Y	30 ±25 %	50	3.0
MH3225-520Y	52 ±25 %	50	3.0
MH3225-650Y	65 ±25 %	30	3.0
MH3225-900Y	90 ±25 %	100	2.0
MH3225-151Y	150 ±25 %	20	5.0
MH3225-201Y	200 ±25 %	30	4.0
MH2029-070Y	7 ±25 %	30	3.0
MH2029-100Y	10 ±25 %	30	3.0
MH2029-300Y	30 ±25%	25	3.0
MH2029-800Y	80 ±25 %	40	3.0
MH2029-121Y	120 ±25 %	100	2.0
MH2029-151Y	150 ±25 %	100	2.0
MH2029-221Y	220 ±25 %	100	2.0
MH2029-301Y	300 ±25 %	200	1.0
MH2029-471Y	470 ±25 %	200	1.0
MH2029-601Y	600 ±25 %	200	1.0
MH1608-300Y	30 ±25 %	60	1.0
MH1608-800Y	80 ±25 %	40	3.0
MH1608-121Y	120 ±25 %	100	2.0
MH1608-151Y	150 ±25 %	100	2.0
MH1608-221Y	220 ±25 %	100	2.0
MH1608-301Y	300 ±25 %	200	1.0
MH1608-471Y	470 ±25 %	200	1.0
MH1608-601Y	600 ±25 %	200	1.0

General Specifications

Operating Temperature
-55 °C to +125 °C
 Storage Temperature ..-55 °C to +125 °C
 Storage Condition
+40 °C max. at 70 % RH
 Reflow Soldering
230 °C, 50 seconds max.
 Resistance to Soldering Heat
260 °C, 5 seconds
 Rated CurrentBased on max.
 temperature rise of +40 °C
 Terminal Strength
 (Force "F" applied for 30 seconds)
 4532 Series1.5 F (Kg)
 4516 Series1.0 F (Kg)
 3261 Series1.0 F (Kg)
 3225 Series1.0 F (Kg)
 2029 Series0.6 F (Kg)
 1608 Series0.5 F (Kg)

Materials

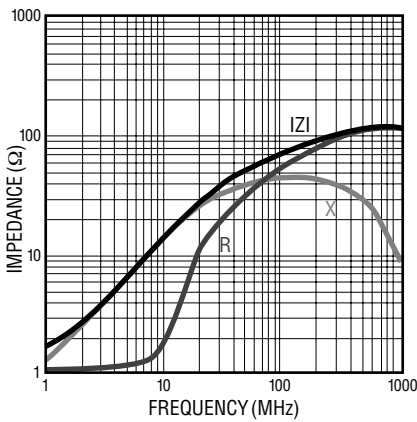
Core MaterialFerrite
 Internal ConductorAg or Ag/Pd
 TerminalAg/Ni/Sn

MH Series High Current Chip Ferrite Beads

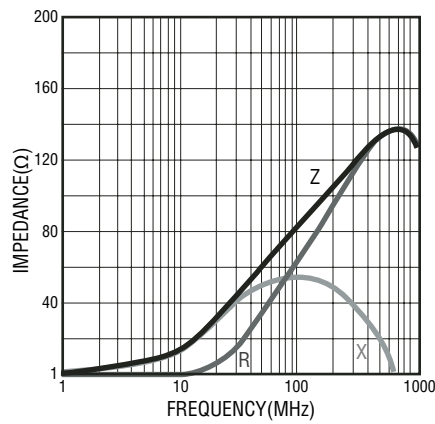
BOURNS®

Electrical Specifications (continued)

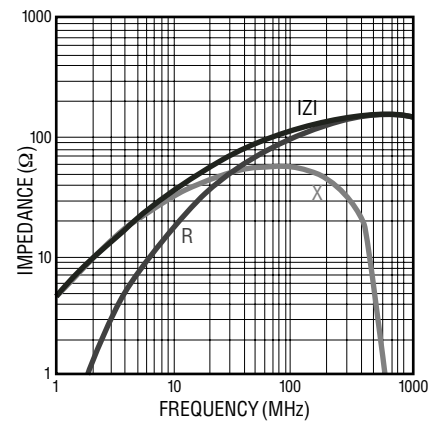
MH 4532- 700Y



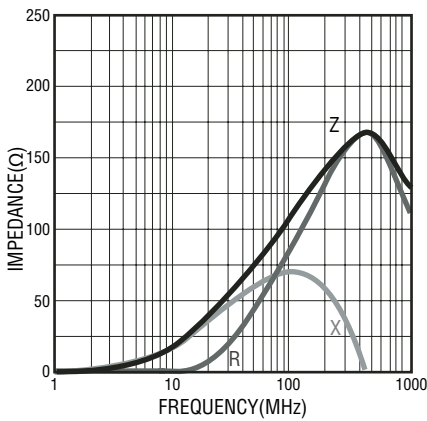
MH 4532- 800Y



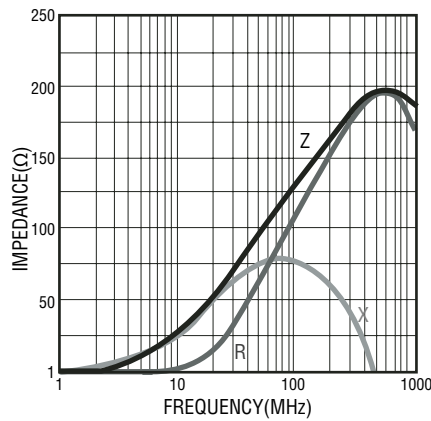
MH 4532- 121Y



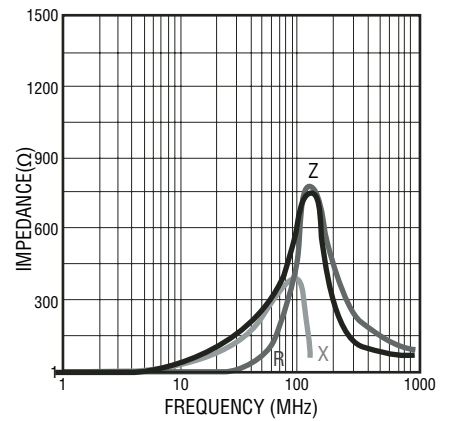
MH 4532- 131Y



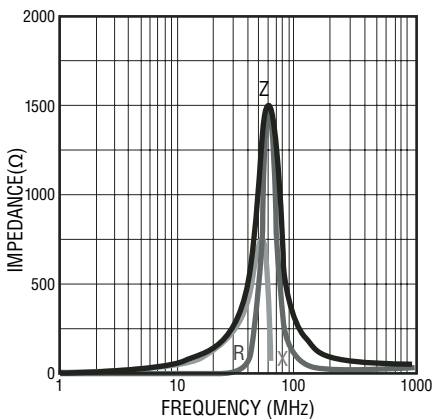
MH 4532- 151Y



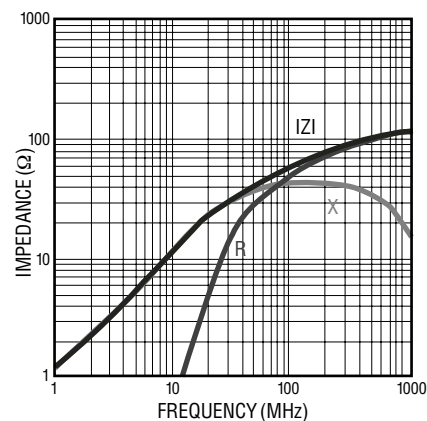
MH 4532- 681Y



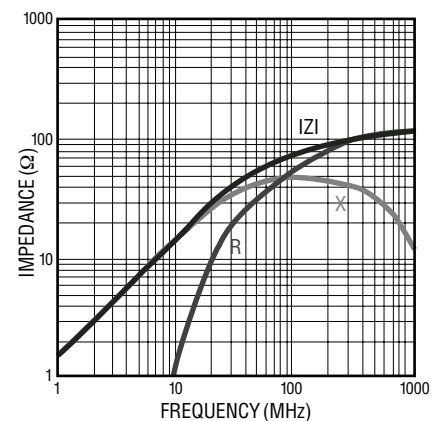
MH 4532- 132Y



MH 4516- 600Y



MH 4516- 750Y



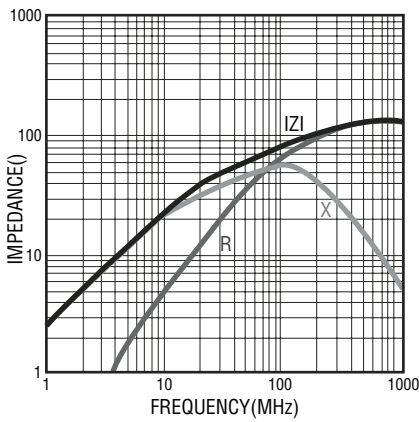
Specifications are subject to change without notice.
Customers should verify actual device performance in their specific applications.

MH Series High Current Chip Ferrite Beads

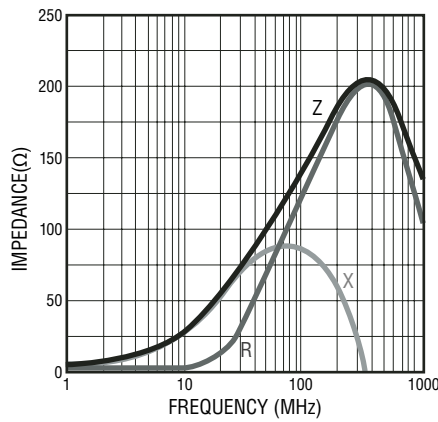
BOURNS®

Electrical Specifications (continued)

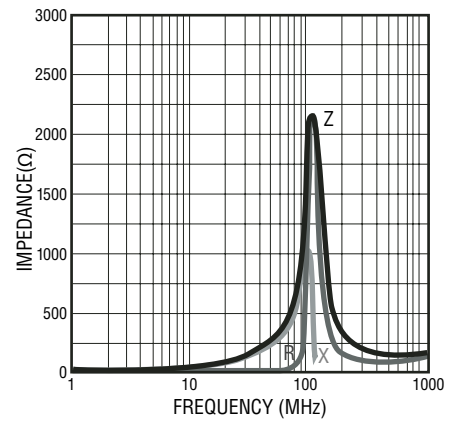
MH 4516- 800Y



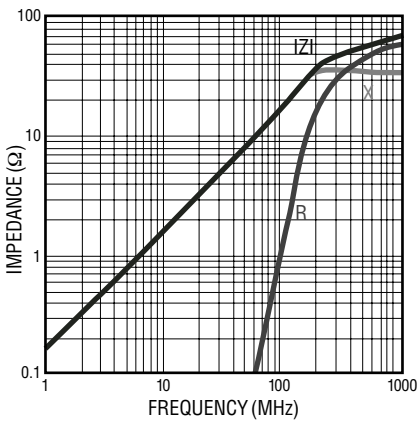
MH 4516- 101Y



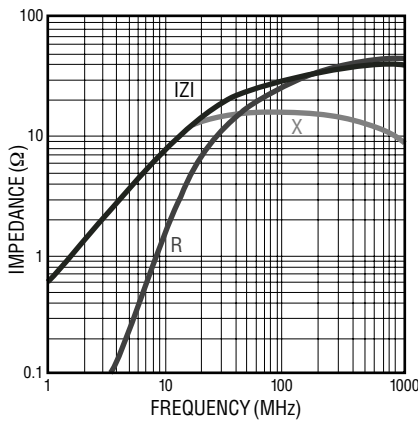
MH 4516- 102Y



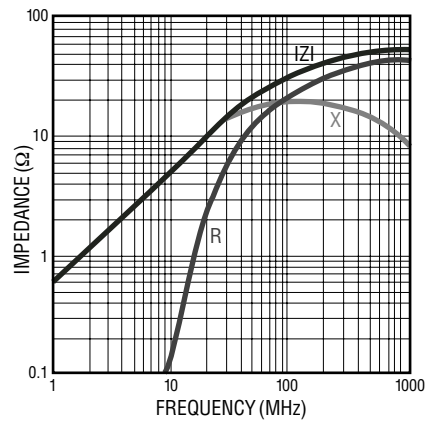
MH 3261- 190Y



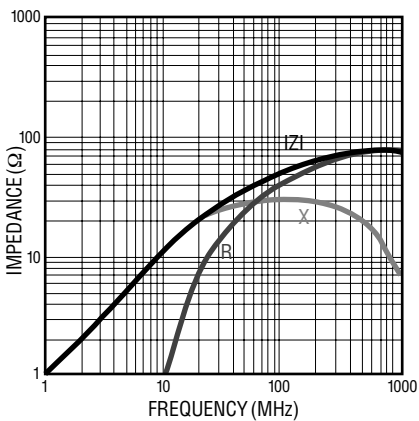
MH 3261- 260Y



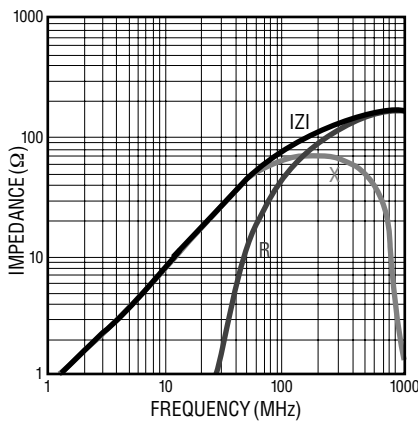
MH 3261- 310Y



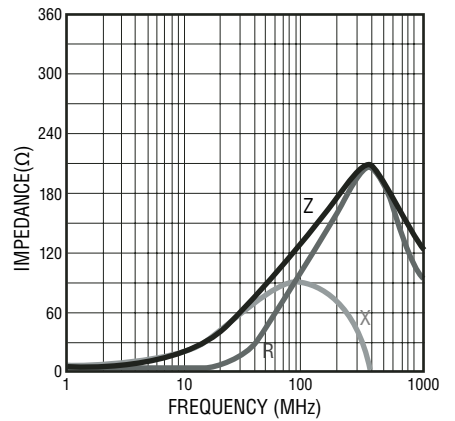
MH 3261- 500Y



MH 3261- 800Y



MH 3261- 121Y



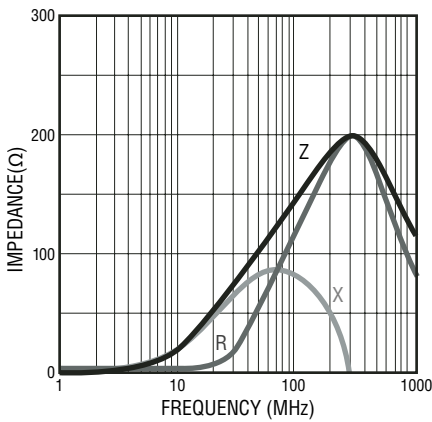
Specifications are subject to change without notice. Customers should verify actual device performance in their specific applications.

MH Series High Current Chip Ferrite Beads

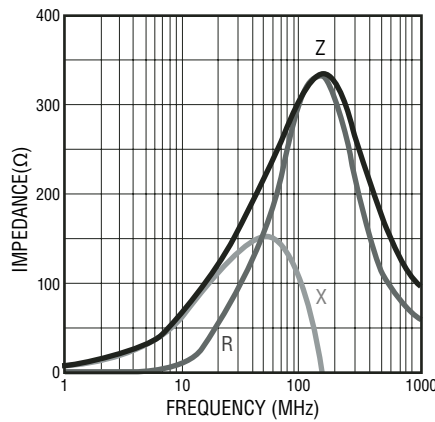
BOURNS®

Electrical Specifications (continued)

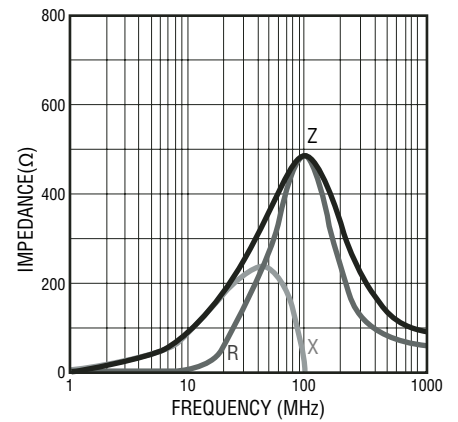
MH 3261- 151Y



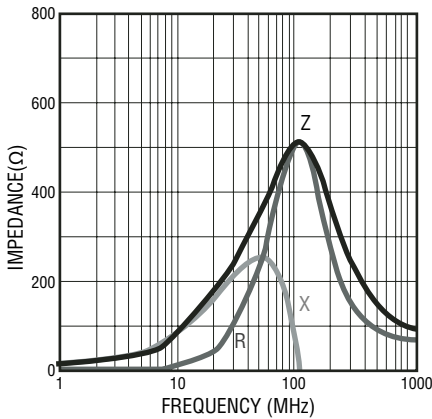
MH 3261- 301Y



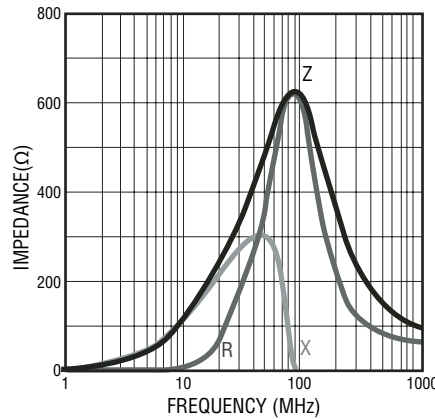
MH 3261- 471Y



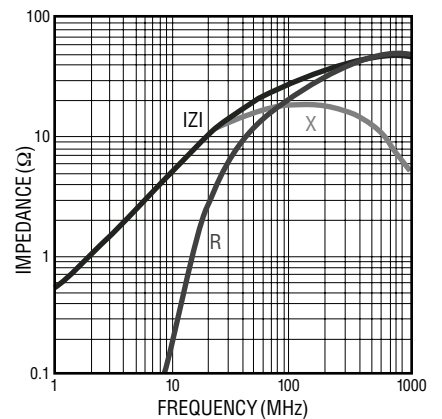
MH 3261- 501Y



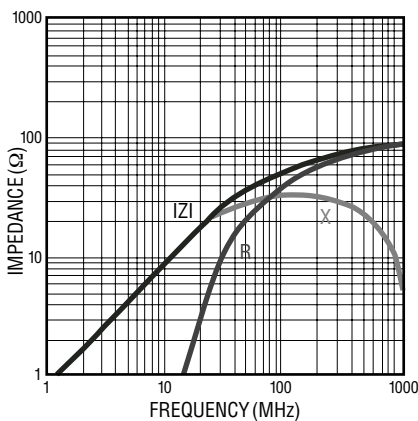
MH 3261- 601Y



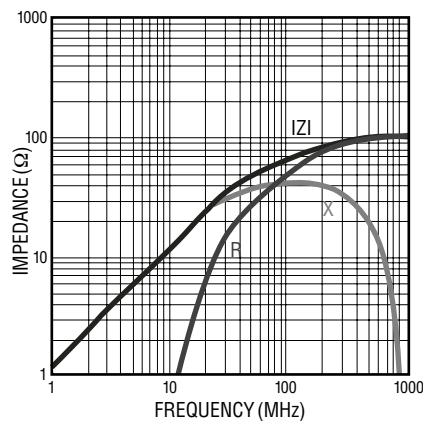
MH 3225- 300Y



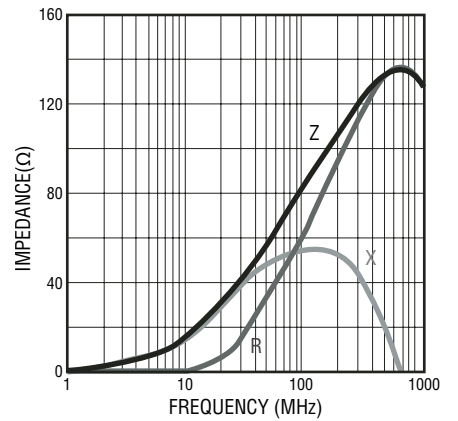
MH 3225- 520Y



MH 3225- 650Y



MH 3225- 900Y



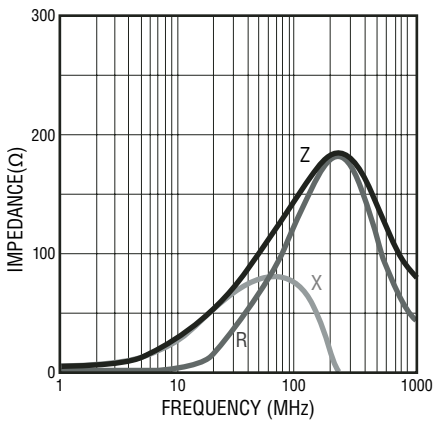
Specifications are subject to change without notice.
Customers should verify actual device performance in their specific applications.

MH Series High Current Chip Ferrite Beads

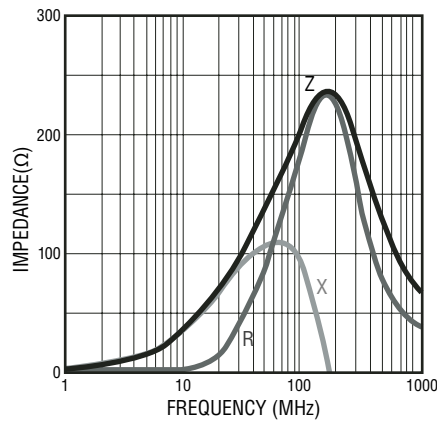
BOURNS®

Electrical Specifications (continued)

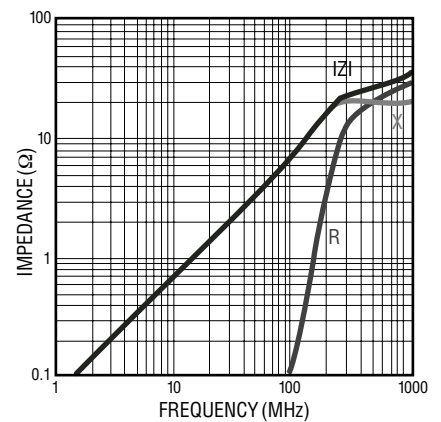
MH 3225- 151Y



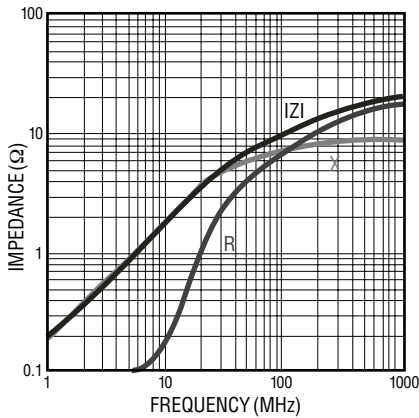
MH 3225- 201Y



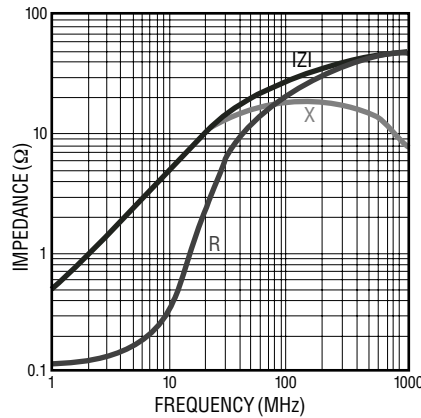
MH 2029- 070Y



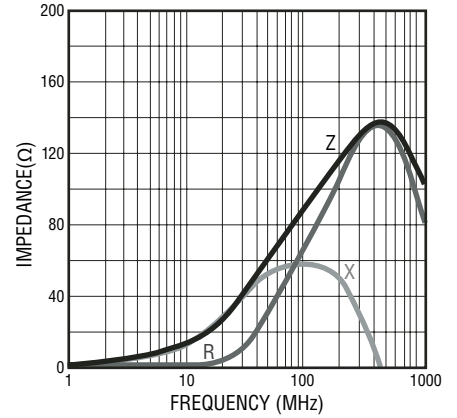
MH 2029- 100Y



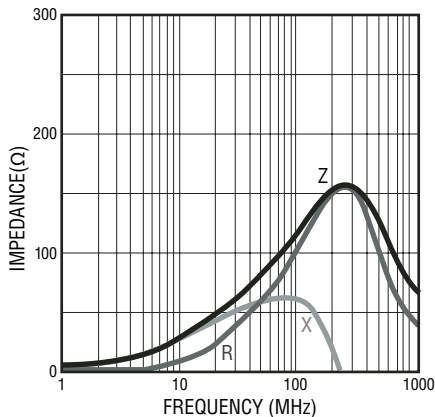
MH 2029- 300Y



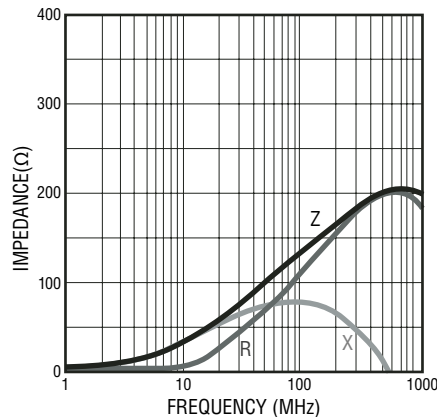
MH 2029- 800Y



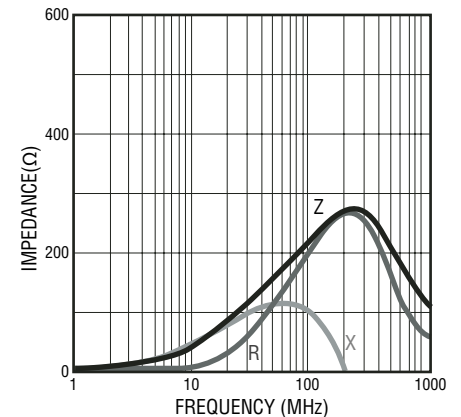
MH 2029- 121Y



MH 2029- 151Y



MH 2029- 221Y



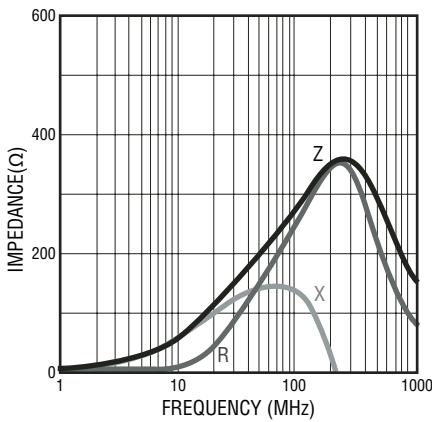
Specifications are subject to change without notice. Customers should verify actual device performance in their specific applications.

MH Series High Current Chip Ferrite Beads

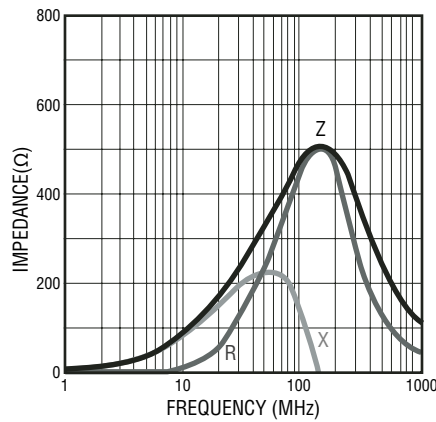
BOURNS®

Electrical Specifications (continued)

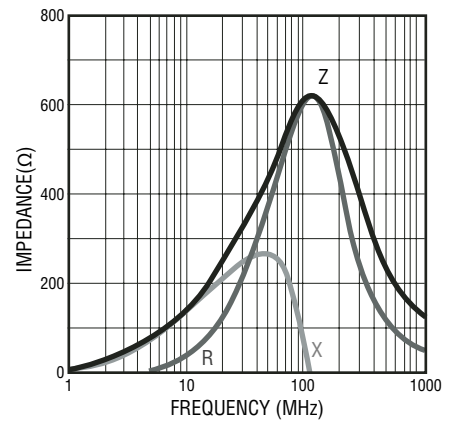
MH 2029- 301Y



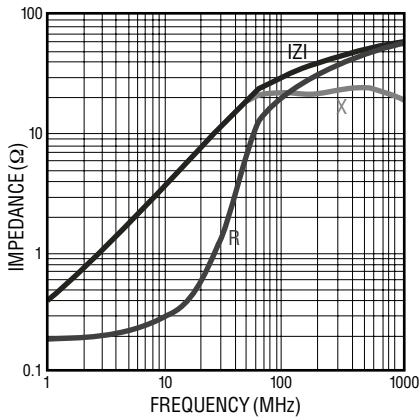
MH 2029- 471Y



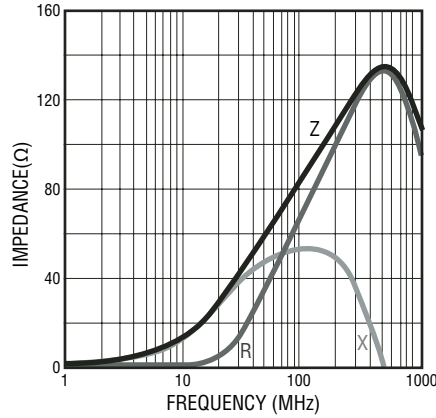
MH 2029- 601Y



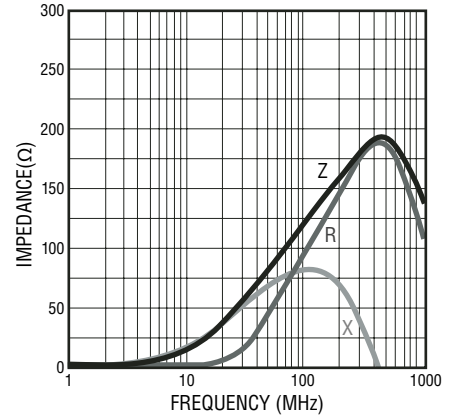
MH 1608- 300Y



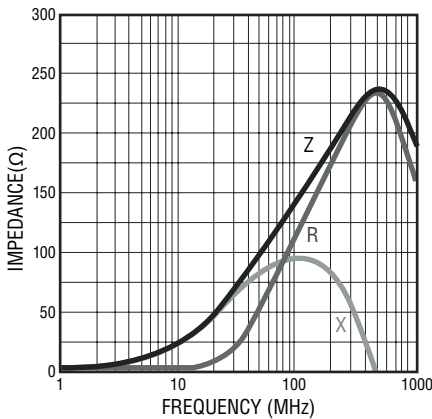
MH 1608- 800Y



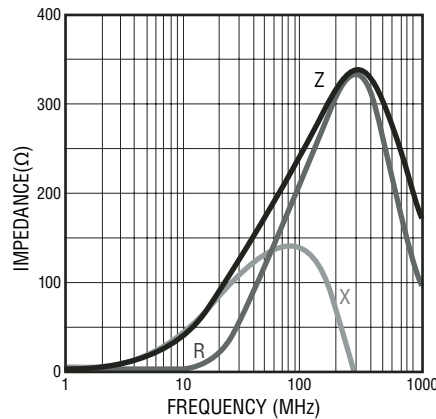
MH 1608- 121Y



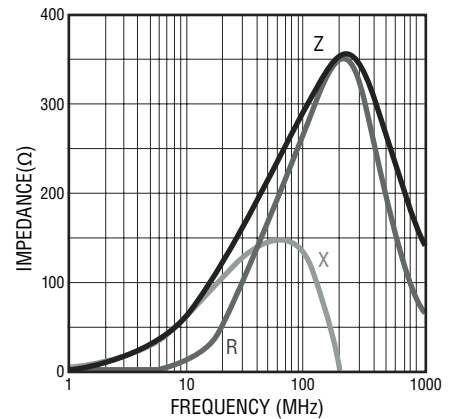
MH 1608- 151Y



MH 1608- 221Y



MH 1608- 301Y



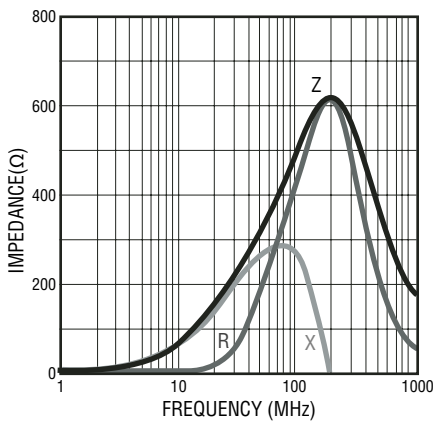
Specifications are subject to change without notice.
Customers should verify actual device performance in their specific applications.

MH Series High Current Chip Ferrite Beads

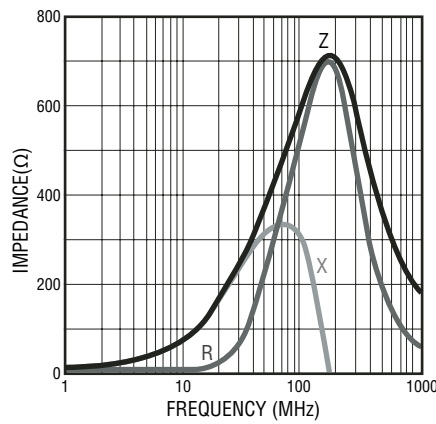
BOURNS®

Electrical Specifications (continued)

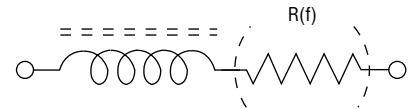
MH 1608- 471Y



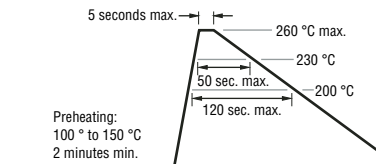
MH 1608- 601Y



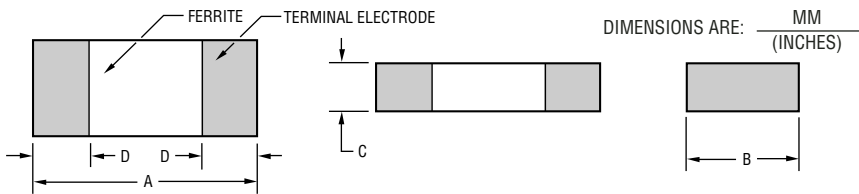
Equivalent Circuit



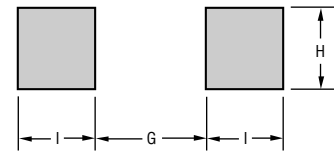
Recommended Soldering



Product Dimensions



Recommended Land Pattern

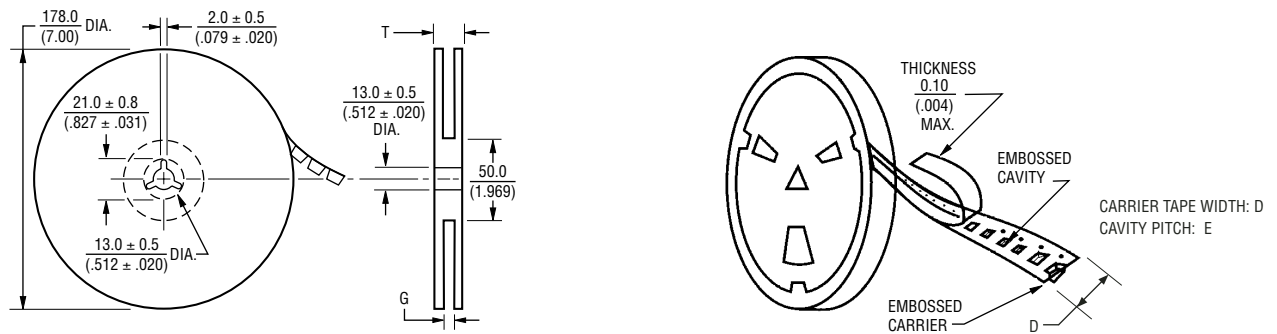


Series	A	B	C	D	G	H	I
4532	$\frac{4.5 \pm 0.2}{(.177 \pm .008)}$	$\frac{3.2 \pm 0.2}{(.126 \pm .008)}$	$\frac{1.5 \pm 0.2}{(.059 \pm .008)}$	$\frac{0.5 \pm 0.2}{(.020 \pm .008)}$	$\frac{3.0}{(.118)}$	$\frac{3.0}{(.118)}$	$\frac{1.5}{(.059)}$
4516	$\frac{4.5 \pm 0.2}{(.177 \pm .008)}$	$\frac{1.6 \pm 0.2}{(.063 \pm .008)}$	$\frac{1.6 \pm 0.2}{(.063 \pm .008)}$	$\frac{0.5 \pm 0.2}{(.020 \pm .008)}$	$\frac{3.0}{(.118)}$	$\frac{1.4}{(.055)}$	$\frac{1.5}{(.059)}$
3261	$\frac{3.2 \pm 0.2}{(.126 \pm .008)}$	$\frac{1.6 \pm 0.2}{(.063 \pm .008)}$	$\frac{1.1 \pm 0.2}{(.043 \pm .008)}$	$\frac{0.5 \pm 0.2}{(.020 \pm .008)}$	$\frac{2.0}{(.079)}$	$\frac{1.4}{(.053)}$	$\frac{1.1}{(.043)}$
3225	$\frac{3.2 \pm 0.2}{(.126 \pm .008)}$	$\frac{2.5 \pm 0.2}{(.098 \pm .008)}$	$\frac{1.3 \pm 0.2}{(.051 \pm .008)}$	$\frac{0.5 \pm 0.2}{(.020 \pm .008)}$	$\frac{2.2}{(.118)}$	$\frac{2.3}{(.091)}$	$\frac{1.1}{(.043)}$
2029	$\frac{2.0 \pm 0.2}{(.079 \pm .008)}$	$\frac{1.2 \pm 0.2}{(.047 \pm .008)}$	$\frac{0.9 \pm 0.2}{(.035 \pm .008)}$	$\frac{0.5 \pm 0.2}{(.020 \pm .008)}$	$\frac{1.0}{(.040)}$	$\frac{1.0}{(.040)}$	$\frac{1.0}{(.040)}$
1608	$\frac{1.6 \pm 0.2}{(.063 \pm .008)}$	$\frac{0.8 \pm 0.2}{(.031 \pm .008)}$	$\frac{0.8 \pm 0.2}{(.031 \pm .008)}$	$\frac{0.5 \pm 0.2}{(.020 \pm .008)}$	$\frac{0.7}{(.028)}$	$\frac{0.7}{(.128)}$	$\frac{0.7}{(.128)}$

MH Series High Current Chip Ferrite Beads

BOURNS®

Reel Dimensions



Series	Pcs. per Reel	Gross Weight (g)	D	E	G	T
4532	1,000	170	$\frac{12.0}{(.472)}$	$\frac{8.0}{(.315)}$	$\frac{14.0 + 0}{(.551 + 0)}$	$\frac{16.5}{(.650)}$
4516	2,000	180	$\frac{12.0}{(.472)}$	$\frac{8.0}{(.315)}$	$\frac{14.0 + 0}{(.551 + 0)}$	$\frac{16.5}{(.650)}$
3261	3,000	150	$\frac{8.0}{(.315)}$	$\frac{4.0}{(.157)}$	$\frac{10.0 + 0}{(.394 + 0)}$	$\frac{12.5}{(.492)}$
3225	2,500	160	$\frac{8.0}{(.315)}$	$\frac{4.0}{(.157)}$	$\frac{10.0 + 0}{(.394 + 0)}$	$\frac{12.5}{(.492)}$
2029	4,000	120	$\frac{8.0}{(.315)}$	$\frac{4.0}{(.157)}$	$\frac{10.0 + 0}{(.394 + 0)}$	$\frac{12.5}{(.492)}$
1608	4,000	90	$\frac{8.0}{(.315)}$	$\frac{4.0}{(.157)}$	$\frac{10.0 + 0}{(.394 + 0)}$	$\frac{12.5}{(.492)}$