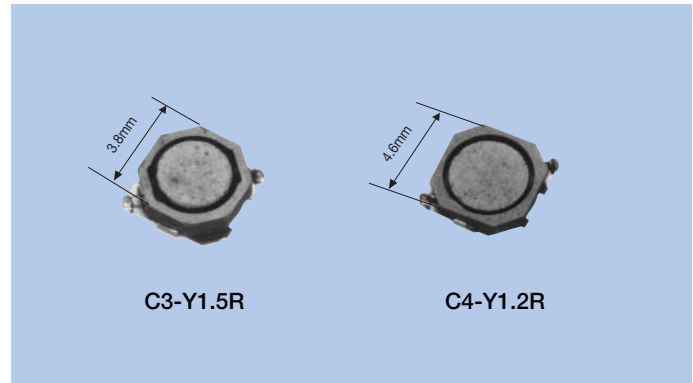


Power Inductors C3-Y, C4-Y Series

OUTLINE

Low profile (1.2mm~height) and high current of choke coil have been lined up for digital equipment (DSC, DVC, PDA) and hand phone of new generation.



FEATURES

1. Lead free product.
2. New designed structure for impact proof.
3. New designed structure for high current proof.
4. New designed terminal for low cost.
5. Small package from suitable structure using simulation.

SPECIFICATIONS

Type	Size (mm)	Height (mm)	Inductance (μH)	DC Resistance (mΩ)	Rated DC Current (A)	
					L=-10%	△ T=25K
C3-Y1.2R	3.8×3.8	1.2max.	1.2~22	69~790	0.20~1.40	0.30~1.30
C3-Y1.5R		1.5max.	1.0~47	62~938	0.25~1.90	0.43~1.80
C3-Y1.8R		1.8max.	1.2~47	68~820	0.30~1.80	0.30~1.9
C4-Y1.2R	4.6×4.6	1.2max.	1.0~47	62~1360	0.28~2.10	0.40~1.70
C4-Y1.5R		1.5max.	1.0~47	70~1170	0.38~2.60	0.42~1.75

* 3000 Pcs/Reel

DATA LIST (C3-Y1.2R Series)

C3-Y1.2R (Height : 1.2mm max.)

Item	Stamp	Inductance			SRF (MHz) min.	DCR (mΩ) typ.	DC Current (A)	
		(μH)	Tolerance (%)	Test Freq (kHz)			Inductance -10% typ.	Temp Δ25K typ.
DB	1R2	1.2	±30	1kHz	-	69	1.40	1.30
DC	1R5	1.5	±30	1kHz	-	92	1.20	1.10
DE	2R2	2.2	±30	1kHz	-	130	0.90	0.92
DF	2R7	2.7	±30	1kHz	-	150	0.85	0.87
DH	3R9	3.9	±30	1kHz	-	207	0.80	0.83
DJ	4R7	4.7	±30	1kHz	-	224	0.70	0.80
DK	5R6	5.6	±30	1kHz	-	311	0.60	0.75
DL	6R8	6.8	±30	1kHz	-	346	0.55	0.65
DM	8R2	8.2	±30	1kHz	-	379	0.50	0.55
EA	100	10	±20	1kHz	-	400	0.35	0.45
EB	120	12	±20	1kHz	-	453	0.30	0.40
EC	150	15	±20	1kHz	-	692	0.27	0.37
ED	180	18	±20	1kHz	-	732	0.25	0.35
EE	220	22	±20	1kHz	-	790	0.20	0.30

DATA LIST (C3-Y1.5R Series)

C3-Y1.5R (Height : 1.5mm max.)

Item	Stamp	Inductance			SRF (MHz) min.	DCR (mΩ) typ.	DC Current (A)	
		(μH)	Tolerance (%)	Test Freq (kHz)			Inductance -10% typ.	Temp Δ25K typ.
DA	1R0	1.0	±30	1kHz	-	62	1.90	1.80
DC	1R5	1.5	±30	1kHz	-	76	1.70	1.70
DE	2R2	2.2	±30	1kHz	-	85	1.40	1.60
DF	2R7	2.7	±30	1kHz	-	94	1.25	1.50
DG	3R3	3.3	±30	1kHz	-	107	1.15	1.40
DH	3R9	3.9	±30	1kHz	-	118	1.00	1.30
DJ	4R7	4.7	±30	1kHz	-	135	0.95	1.20
DK	5R6	5.6	±30	1kHz	-	146	0.90	1.10
DL	6R8	6.8	±30	1kHz	-	185	0.80	1.00
DM	8R2	8.2	±30	1kHz	-	198	0.75	0.95
EA	100	10	±20	1kHz	-	212	0.50	0.90
EB	120	12	±20	1kHz	-	243	0.45	0.80
EC	150	15	±20	1kHz	-	318	0.42	0.75
ED	180	18	±20	1kHz	-	353	0.40	0.70
EE	220	22	±20	1kHz	-	507	0.37	0.55
EF	270	27	±20	1kHz	-	584	0.33	0.53
EG	330	33	±20	1kHz	-	765	0.31	0.50
EH	390	39	±20	1kHz	-	820	0.28	0.45
EJ	470	47	±20	1kHz	-	938	0.25	0.43

DATA LIST (C3-Y1.8R Series)

C3-Y1.8R (Height : 1.8mm max.)

Item	Stamp	Inductance			SRF (MHz) min.	DCR (mΩ) typ.	DC Current (A)	
		(μH)	Tolerance (%)	Test Freq (kHz)			Inductance -10% typ.	Temp Δ25K typ.
DB	1R2	1.2	±30	1kHz	-	68	1.80	1.90
DD	1R8	1.8	±30	1kHz	-	80	1.60	1.80
DE	2R2	2.2	±30	1kHz	-	90	1.50	1.70
DF	2R7	2.7	±30	1kHz	-	98	1.30	1.55
DG	3R3	3.3	±30	1kHz	-	110	1.20	1.45
DH	3R9	3.9	±30	1kHz	-	120	1.10	1.35
DJ	4R7	4.7	±30	1kHz	-	135	1.00	1.25
DK	5R6	5.6	±30	1kHz	-	145	0.90	1.15
DL	6R8	6.8	±30	1kHz	-	160	0.85	1.05
DM	8R2	8.2	±30	1kHz	-	180	0.80	0.95
EA	100	10	±20	1kHz	-	195	0.70	0.85
EB	120	12	±20	1kHz	-	260	0.60	0.70
EC	150	15	±20	1kHz	-	295	0.55	0.65
ED	180	18	±20	1kHz	-	325	0.52	0.60
EE	220	22	±20	1kHz	-	350	0.48	0.55
EF	270	27	±20	1kHz	-	485	0.43	0.45
EG	330	33	±20	1kHz	-	550	0.38	0.40
EH	390	39	±20	1kHz	-	740	0.35	0.35
EJ	470	47	±20	1kHz	-	820	0.30	0.30

DATA LIST (C4-Y1.2R Series)

C4-Y1.2R (Height : 1.2mm max.)

Item	Stamp	Inductance			SRF (MHz) min.	DCR (mΩ) typ.	DC Current (A)	
		(μH)	Tolerance (%)	Test Freq (kHz)			Inductance -10% typ.	Temp Δ25K typ.
DA	1R0	1.0	±30	1kHz	-	62	2.10	1.70
DC	1R5	1.5	±30	1kHz	-	74	1.60	1.60
DE	2R2	2.2	±30	1kHz	-	87	1.20	1.50
DF	2R7	2.7	±30	1kHz	-	106	1.10	1.40
DG	3R3	3.3	±30	1kHz	-	124	1.00	1.30
DJ	4R7	4.7	±30	1kHz	-	139	0.95	1.20
DK	5R6	5.6	±30	1kHz	-	179	0.80	1.05
DL	6R8	6.8	±30	1kHz	-	200	0.75	1.00
DM	8R2	8.2	±30	1kHz	-	277	0.65	0.90
EA	100	10	±20	1kHz	-	303	0.60	0.80
EB	120	12	±20	1kHz	-	324	0.55	0.75
EC	150	15	±20	1kHz	-	458	0.50	0.70
ED	180	18	±20	1kHz	-	636	0.40	0.60
EE	220	22	±20	1kHz	-	722	0.35	0.55
EF	270	27	±20	1kHz	-	802	0.32	0.50
EG	330	33	±20	1kHz	-	1107	0.31	0.45
EH	390	39	±20	1kHz	-	1202	0.30	0.43
EJ	470	47	±20	1kHz	-	1360	0.28	0.40

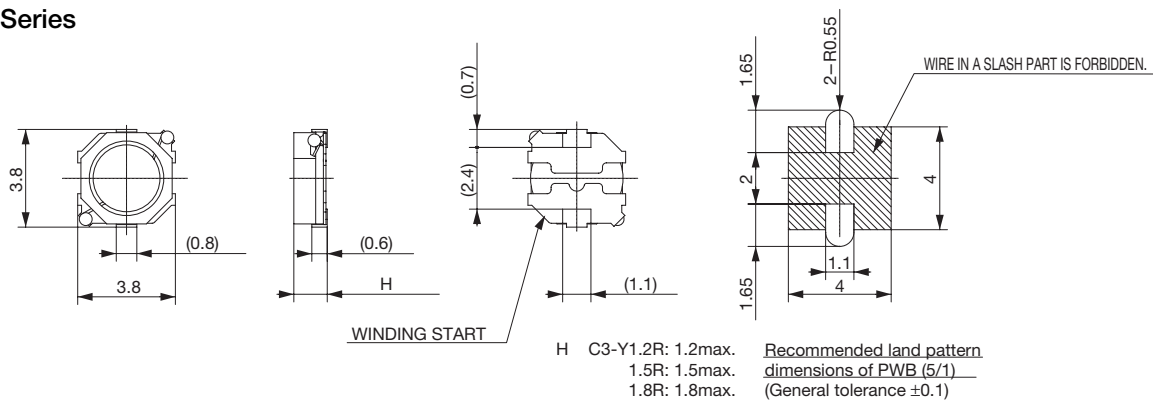
DATA LIST (C4-Y1.5R Series)

C4-Y1.5R (Height : 1.5mm max.)

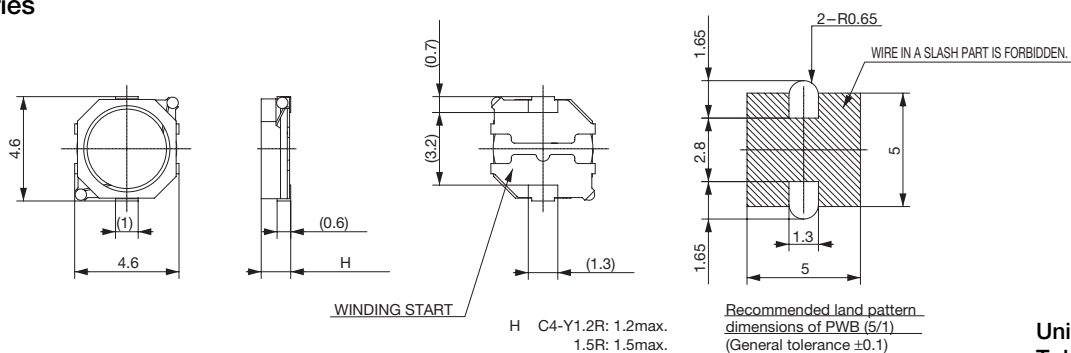
Item	Stamp	Inductance			SRF (MHz) min.	DCR (mΩ) typ.	DC Current (A)	
		(μH)	Tolerance (%)	Test Freq (kHz)			Inductance -10% typ.	Temp Δ25K typ.
DA	1R0	1.0	±30	1kHz	-	70	2.60	1.75
DB	1R2	1.2	±30	1kHz	-	81	2.20	1.70
DD	1R8	1.8	±30	1kHz	-	95	1.80	1.65
DF	2R7	2.7	±30	1kHz	-	108	1.75	1.60
DG	3R3	3.3	±30	1kHz	-	125	1.65	1.55
DH	3R9	3.9	±30	1kHz	-	138	1.45	1.45
DJ	4R7	4.7	±30	1kHz	-	155	1.25	1.35
DK	5R6	5.6	±30	1kHz	-	170	1.15	1.25
DL	6R8	6.8	±30	1kHz	-	185	1.10	1.15
DM	8R2	8.2	±30	1kHz	-	202	1.05	1.05
EA	100	10	±20	1kHz	-	240	0.85	0.95
EB	120	12	±20	1kHz	-	296	0.82	0.85
EC	150	15	±20	1kHz	-	338	0.70	0.80
ED	180	18	±20	1kHz	-	453	0.65	0.70
EE	220	22	±20	1kHz	-	507	0.58	0.65
EF	270	27	±20	1kHz	-	672	0.50	0.55
EG	330	33	±20	1kHz	-	766	0.45	0.50
EH	390	39	±20	1kHz	-	1043	0.40	0.45
EJ	470	47	±20	1kHz	-	1170	0.38	0.42

DIMENSIONS

C3-Y Series



C4-Y Series



Unit : mm
Tolerance : ±0.2