



April 2007

FSA2269 / FSA2269TS Low-Voltage Dual-SPDT (0.4Ω) Analog Switch with Negative Swing Audio Capability

Features

- 0.4Ω Typical On Resistance (R_{ON}) for +3.0V Supply
- 0.25Ω Maximum R_{ON} Flatness for +3.0V Supply
- -3db Bandwidth: > 50MHz
- Low- I_{CCT} Current Over an Expanded Control Input Range
- Packaged in Pb-free 10-Lead MicroPak™ and UMLP
- Power-Off Protection on Common Ports
- Broad V_{CC} Operating Range: 1.65 to 4.3V
- Noise Immunity Termination Resistors in FSA2269TS

Applications

- Cell Phone, PDA, Digital Camera, and Notebook
- LCD Monitor, TV, and Set-Top Box

Description

The FSA2269 is a high-performance, dual Single-Pole Double-Throw (SPDT) analog switch with negative swing audio capability. The FSA2269 features ultra-low R_{ON} of 0.4Ω (typical) at 3.0V V_{CC} . The FSA2269 operates over a wide V_{CC} range of 1.65V to 4.3V, is fabricated with sub-micron CMOS technology to achieve fast switching speeds, and is designed for break-before-make operation. The select input is TTL-level compatible.

The FSA2269 features very low quiescent current even when the control voltage is lower than the V_{CC} supply. This feature suits mobile handset applications by allowing direct interface with baseband processor general-purpose I/Os with minimal battery consumption.

The FSA2269TS includes termination resistors that improve noise immunity during overshoot excursions, off-isolation coupling, or "pop-minimization."

IMPORTANT NOTE:

For additional performance information, please contact analogswitch@fairchildsemi.com.

Ordering Information

Part Number	Top Mark	Pb-Free	Package Description
FSA2269L10X	HL	Yes	10-Lead, MicroPak, JEDEC MO-255, 1.6 x 2.1mm
FSA2269UMX	HP	Yes	10-Lead, Quad Ultrathin Molded Leadless Package (UMLP), 1.4 x 1.8mm, 0.4mm pitch
FSA2269TSL10X	HN	Yes	10-Lead, MicroPak, JEDEC MO-255, 1.6 x 2.1mm
FSA2269TSUMX	HS	Yes	10-Lead, Quad Ultrathin Molded Leadless Package (UMLP), 1.4 x 1.8mm, 0.4mm pitch

Analog Symbols

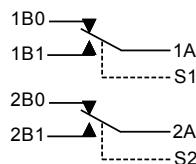


Figure 1. FSA2269

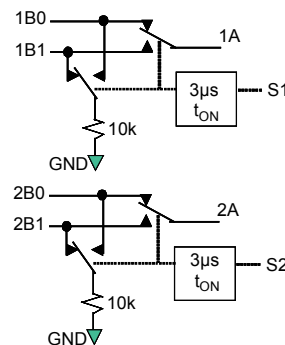



Figure 2. FSA2269TS (with Slow Turn On)

FSA2269 / FSA2269TS — Low-Voltage Dual-SPDT (0.4Ω) Analog Switch with Negative Swing Audio Capability



TRADEMARKS

The following are registered and unregistered trademarks Fairchild Semiconductor owns or is authorized to use and is not intended to be an exhaustive list of all such trademarks.

ACE ^x	<i>i-Lo</i> TM	Power-SPM TM	TinyBoost TM
Across the board. Around the world. TM	ImpliedDisconnect TM	PowerTrench [®]	TinyBuck TM
ActiveArray TM	IntelliMAX TM	Programmable Active Droop TM	TinyLogic [®]
Bottomless TM	ISOPLANAR TM	QFET [®]	TINYOPTO TM
Build it Now TM	MICROCOUPLER TM	QS TM	TinyPower TM
CoolFET TM	MicroPak TM	QT Optoelectronics TM	TinyWire TM
CROSSVOLT TM	MICROWIRE TM	Quiet Series TM	TruTranslation TM
CTL TM	Motion-SPM TM	RapidConfigure TM	μSerDes TM
Current Transfer Logic TM	MSX TM	RapidConnect TM	UHC [®]
DOME TM	MSXPro TM	ScalarPump TM	UniFET TM
E ² CMOS TM	OCX TM	SMART START TM	VCX TM
EcoSPARK [®]	OCXPro TM	SPM [®]	Wire TM
EnSigna TM	OPTOLOGIC [®]	STEALTH TM	
FACT Quiet Series TM	OPTOPLANAR [®]	SuperFET TM	
FACT [®]	PACMAN TM	SuperSOT TM -3	
FAST [®]	PDP-SPM TM	SuperSOT TM -6	
FASTr TM	POP TM	SuperSOT TM -8	
FPST TM	Power220 [®]	SyncFET TM	
FRFET [®]	Power247 [®]	TCM TM	
GlobalOptoisolator TM	PowerEdge TM	The Power Franchise [®]	
GTO TM	PowerSaver TM		
HiSeC TM			

DISCLAIMER

FAIRCHILD SEMICONDUCTOR RESERVES THE RIGHT TO MAKE CHANGES WITHOUT FURTHER NOTICE TO ANY PRODUCTS HEREIN TO IMPROVE RELIABILITY, FUNCTION OR DESIGN. FAIRCHILD DOES NOT ASSUME ANY LIABILITY ARISING OUT OF THE APPLICATION OR USE OF ANY PRODUCT OR CIRCUIT DESCRIBED HEREIN; NEITHER DOES IT CONVEY ANY LICENSE UNDER ITS PATENT RIGHTS, NOR THE RIGHTS OF OTHERS. THESE SPECIFICATIONS DO NOT EXPAND THE TERMS OF FAIRCHILD'S WORLDWIDE TERMS AND CONDITIONS, SPECIFICALLY THE WARRANTY THEREIN, WHICH COVERS THESE PRODUCTS.

LIFE SUPPORT POLICY

FAIRCHILD'S PRODUCTS ARE NOT AUTHORIZED FOR USE AS CRITICAL COMPONENTS IN LIFE SUPPORT DEVICES OR SYSTEMS WITHOUT THE EXPRESS WRITTEN APPROVAL OF FAIRCHILD SEMICONDUCTOR CORPORATION.

As used herein:

- Life support devices or systems are devices or systems which, (a) are intended for surgical implant into the body or (b) support or sustain life, and (c) whose failure to perform when properly used in accordance with instructions for use provided in the labeling, can be reasonably expected to result in a significant injury of the user.
- A critical component in any component of a life support, device, or system whose failure to perform can be reasonably expected to cause the failure of the life support device or system, or to affect its safety or effectiveness.

PRODUCT STATUS DEFINITIONS

Definition of Terms

Datasheet Identification	Product Status	Definition
Advance Information	Formative or In Design	This datasheet contains the design specifications for product development. Specifications may change in any manner without notice.
Preliminary	First Production	This datasheet contains preliminary data; supplementary data will be published at a later date. Fairchild Semiconductor reserves the right to make changes at any time without notice to improve design.
No Identification Needed	Full Production	This datasheet contains final specifications. Fairchild Semiconductor reserves the right to make changes at any time without notice to improve design.
Obsolete	Not In Production	This datasheet contains specifications on a product that has been discontinued by Fairchild Semiconductor. The datasheet is printed for reference information only.

Rev. I26