

P-tec Corp. Tel:(800)688-0613
 2405 Commerce Circle Tel:(719) 589 3122
 Alamosa Co. 81101 Fax:(719) 589 3592
 www.p-tec.net sales@p-tec.net



PDT56A Single Digit 7 Segment 0.56" Display

Features

- *Single Digit .56" (14.2mm) Ultra Bright Green Display with 10 Pins
- *Low Current Requirements
- *High Light Output
- *IC Compatible
- *High Reliability
- *Gray Face, White Segments
- *RoHS Compliant

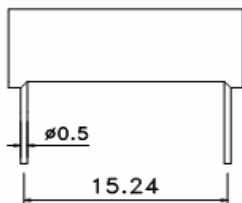
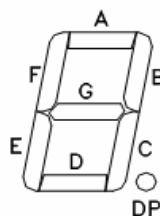
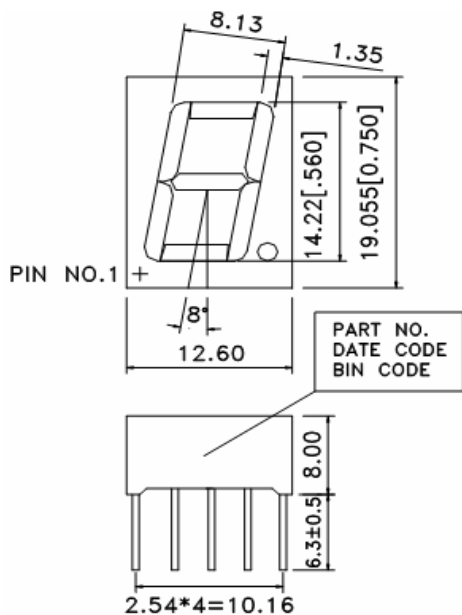
Absolute Maximum Ratings at T_A = 25°C

Power Dissipation per Segment.....	65mW
Reverse Voltage (<100 μA).....	5.0V
Max Forward Current.....	25mA
Peak Forward Current (1/10 Duty Cycle, 0.1ms Pulse Width).....	100mA
Operating Temperature Range.....	-35°C to +85°C
Storage Temperature Range.....	-35°C to +85°C
Soldering Temperature (1.6mm below body).....	260°C for 5 seconds

Electrical & Optical Characteristics at T_A = 25°C

Part Number		Emitting Color	Chip Material	Peak Wave Length	Dominant Wave Length	Forward Voltage @20mA (V)		Luminous Intensity @10mA (mcd)	
						Typ	Max	Min	Typ
Common Anode	Common Cathode			nm	nm				
PDT56A-CADG19	PDT56A-CCDG19	Yellow-Green	AlGaInP	573	571	2.1	2.6	6.0	15.0

All Dimensions are in **Millimeters**. Tolerance is ± 0.25mm unless otherwise specified. The Slope Angle of any Pin maybe ± 5° max.



Pin Function	
Common Anode Pin #	Common Cathode Pin #
1 Cathode E	1 Anode E
2 Cathode D	2 Anode D
3 Common Anode	3 Common Cathode
4 Cathode C	4 Anode C
5 Cathode DP	5 Anode DP
6 Cathode B	6 Anode B
7 Cathode A	7 Anode A
8 Common Anode	8 Common Cathode
9 Cathode F	9 Anode F
10 Cathode G	10 Anode G