

CEL

**NEC's 1310 nm InGaAsP MQW FP
LASER DIODE IN CAN PACKAGE NX5311 SERIES
FOR 1.25 Gb/s AND FTTH PON APPLICATIONS**

FEATURES

- **OPTICAL OUTPUT POWER:**
 $P_o = 10.0 \text{ mW}$
- **LOW THRESHOLD CURRENT :**
 $I_{th} = 6 \text{ mA}$
- **DIFFERENTIAL EFFICIENCY:**
 $\eta_d = 0.50 \text{ W/A}$
- **WIDE OPERATING TEMPERATURE RANGE:**
 $T_c = -40 \text{ to } +85^\circ\text{C}$
- **InGaAs MONITOR PIN-PD**
- **CAN PACKAGE:**
 $\phi 5.6 \text{ mm}$
- **FOCAL POINT:**
 7.5 mm



APPLICATIONS

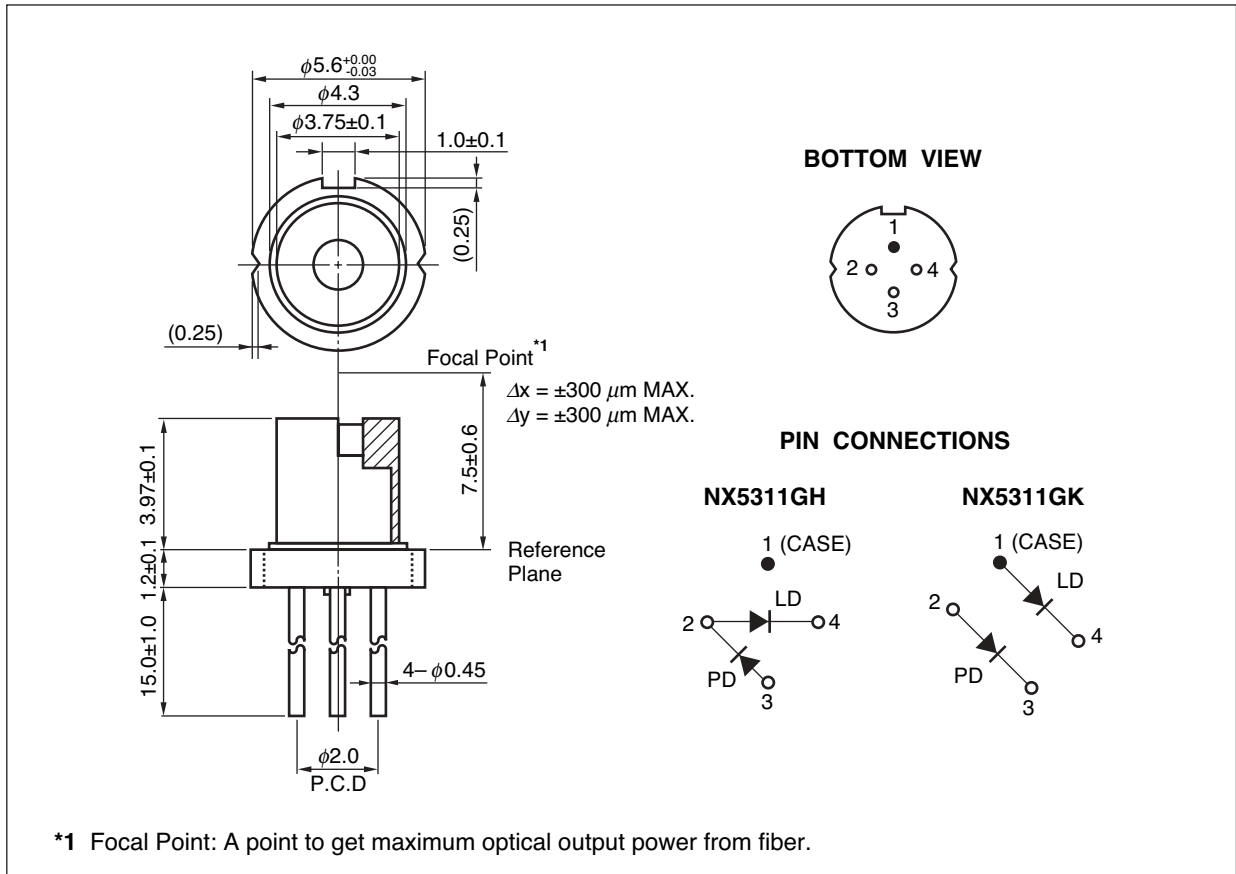
- **FTTH PON (B-PON, G-PON, GE-PON 10 km) system**

DESCRIPTION

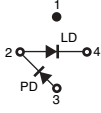

NEC's NX5311 Series is a 1310 nm Multiple Quantum Well (MQW) structured Fabry-Perot (FP) laser diode with InGaAs monitor PIN-PD. These devices are designed for application up to 1.25 Gb/s.

NX5311 SERIES

PACKAGE DIMENSIONS (Units in mm)



ORDERING INFORMATION

PART NUMBER	PACKAGE	PIN CONNECTIONS
NX5311GH	4-pin CAN with aspherical lens cap	
NX5311GK		

Remarks The hermetic test will be performed as AQL 1.0%.

NX5311 SERIES

ABSOLUTE MAXIMUM RATINGS

PARAMETER	SYMBOL	RATINGS	UNIT
Optical Output Power	P_o	20	mW
Forward Current of LD	I_F	150	mA
Reverse Voltage of LD	V_R	2.0	V
Forward Current of PD	I_F	10	mA
Reverse Voltage of PD	V_R	20	V
Operating Case Temperature	T_C	-40 to +85	°C
Storage Temperature	T_{stg}	-40 to +85	°C
Lead Soldering Temperature	T_{sld}	350 (3 sec.)	°C
Relative Humidity (noncondensing)	RH	85	%

ELECTRO-OPTICAL CHARACTERISTICS (TC = 25°C, unless otherwise specified)

PARAMETER	SYMBOL	CONDITIONS	MIN.	TYP.	MAX.	UNIT
Operating Voltage	V_{op}	$P_o = 10.0$ mW		1.1	1.5	V
Threshold Current	I_{th}			6	15	mA
Differential Efficiency	η_d		0.35	0.50		W/A
Center Wavelength	λ_c	$P_o = 10.0$ mW, RMS (-20 dB) $T_C = -40$ to +85°C	1276		1352	nm
Spectral Width	σ	$P_o = 10.0$ mW, RMS (-20 dB) $T_C = -40$ to +85°C		1.5	2.8	nm
Rise Time	t_r	10-90%		0.15	0.3	ns
Fall Time	t_f	90-10%		0.15	0.3	ns
Monitor Current	I_m	$V_R = 1.5$ V, $P_o = 10.0$ mW	50	150		μA
Monitor Dark Current	I_D	$V_R = 10$ V			100	nA
Monitor PD Terminal Capacitance	C_t	$V_R = 10$ V, $f = 1$ MHz		5	20	pF
Focal Distance	D_f	$P_o = 10.0$ mW, Optimized Coupling with 8 degree angled fiber	6.9	7.5	8.1	mm
Fiber Coupling Power	P_f			5.0		mW

Life Support Applications

These NEC products are not intended for use in life support devices, appliances, or systems where the malfunction of these products can reasonably be expected to result in personal injury. The customers of CEL using or selling these products for use in such applications do so at their own risk and agree to fully indemnify CEL for all damages resulting from such improper use or sale.

CEL California Eastern Laboratories, Your source for NEC RF, Microwave, Optoelectronic, and Fiber Optic Semiconductor Devices.
4590 Patrick Henry Drive • Santa Clara, CA 95054-1817 • (408) 988-3500 • FAX (408) 988-0279 • www.cel.com

DATA SUBJECT TO CHANGE WITHOUT NOTICE

10/11/04